

PRODUCT CATALOG

Nilfisk product solutions



NILFISK



Clean is Changing Let's change it for the better

Cleanliness is business-critical to both private industry and public institutions. Cleaning processes are continuously developing as the perception of cleaning itself evolves. Our mission is to elevate our commitment to providing first-rate products and services, while integrating key sustainability initiatives. Not just to make for a better clean, but also to strive to be more sustainable, while delivering better business for you, our customer.

Sustainable Cleaning

Being mindful of cleaning means taking into consideration how we use natural resources like water, while reducing the use of detergents and lowering energy use. This helps lead the way to more sustainable cleaning and can also reduce cleaning costs.

The desire for business and industry to clean more sustainably has grown in recent years, and requirements from customers, suppliers and public facilities have escalated.

Consideration of how cleaning staffs perform tasks; from health and safety to ergonomic design, general crew member well-being, is another factor that must be calculated into the sustainability equation.

Additionally, product durability and regular servicing can determine the lifeline and efficiency of machines you deploy to uphold your sustainability strategy. Introducing new solutions based on innovative technology, while utilizing data that enables us to calculate the needs for cleaning, helps propel us to the forefront of cleaning technological development that benefits your business.

Commitment to clean

Our commitment to sustainable cleaning is unwavering as we strive to offer products, services and solutions which help us to create a cleaner future for all to enjoy.

How we impact the environment is a critical consideration of our overarching business strategy. We are committed to ambitious climate targets reducing our negative impact, as we leverage opportunities to bring even greater value to our customer base.

We continuously set the bar high for ourselves as we seek to evolve our position as a leader within CSR (Corporate Social Responsibility).

For us, we want to do more than simply provide good advice on sustainable cleaning solutions. We are committed to Science Based Targets initiatives having inspired ambitious climate-impact targets. Lastly, we recently received the EcoVadis Gold Medal: In the rating we achieved our highest score (90 out of 100 points) for our environmental actions - including our commitment to reducing emissions linked to our business activities and through usage of our products.

As your partner on the journey towards sustainability, we hope to make your commitment to conservation and efficiency a comfortable reality. We believe that when this dedication is shared we can deliver real benefit for your business, the environment and the global community as a whole.

Clean is Changing. Let's change it for the better.

Index

Scrubber dryers

SC50	6
SC50 UVGI	7
SC60	8
SC100	9
SC250	10
SC351	11
SC370	13
SC401	14
SC430	15
SC450	16
SC500	17
SC530	18
BA/CA 551/611	19
SC650	20
SC800	21
SC1500	22
SC2000	23
BR652/752	24
SC3500	25
SC4000	26
SC5000	27
SC6000	28
SC6500	29
SC8000	30
CS7010	31
Overview of accessories	32

Sweepers

SW200 / SW250	32
SW750	33
SW900	34
SR1000	34
SR1101	36
SW4000	37
SW5500	38
SR1601	39
SW8000	40
Overview of accessories	42

Single-discs

FM400 L	45
FM400 H	46
FM400 D	47
BU500	48
BU800	49
Overview of accessories	50

Carpet extractors

ES300	52
Overview of accessories	53

Pressure Washers

MC 2C	55
MC 3C	56
MC 4M	57
MC 5M PA-FA	58
MC 5M PA-FA	59
MC 6P FA	60
MC 7P FA	61
MC 8P	62
MH 3C	63
MH 3M PA	64
MH 4M FA/PA	65
MH 5M	66
MH 5M E	67
MH 6P	68
MH 7P	69
MH 8P	70
SC UNO 4M	71
SC UNO 5M, 6P & 7P	72
SC DUO 6P & 7P	73
SC DELTA 6P	74
SC DELTA 8P	75
SH SOLAR D	76
SH SOLAR E	77
SH SOLAR G	78
SH TRUCK	79
SH AUTO 5M	80
MC PE / DE	81
MC 9P	84
MC 10P	85
Liquid sprayers	86
HydroScrub	87
Increased flexibility with Nilfisk Accessories & Options	88
Overview of accessories	90
Detergents	130

Professional Steam Cleaners

SO4500	135
SV8000	136
SDV	137

Commercial vacuum cleaners

VP100	139
VP300series	140
GD 930 / VP930	141
VP600	142
VP600 BATTERY	143
GD5/10 BACK	144
GD 5 Battery	145
VU500	146
GU700A	147
VL200	148
VL100	149
VL500-35	150
VL500-55	151
VL500-75	152
Overview of accessories	153

Vacuum cleaners

SALTIX 10	155
MAXXI II 35 WD	156
MAXXI II 55 WD	159
MAXXI II 75 WD	158
AERO 21 / AERO 21 INOX	159
AERO 26	160
AERO 26	161
AERO 31 INOX	162
ATTIX 30	163
ATTIX 40 INOX	164
ATTIX 50	165
ATTIX 33	166
ATTIX 44	167
ATTIX 7	168
ATTIX 7 LIQUID VACUUM	169
ATTIX 961-01	170
ATTIX 965-21 SD XC	171
ATTIX 115 & 125	172
ATTIX 155	173
SELF-SERVICE (SB) VACUUMS	174
ATTIX 33 M-H	178
ATTIX 44 M-H	179
ATTIX 7 – M-CLASS	180
H-CLASS	181
ATTIX 965 H/M SD XC	182
Accessory sets for Vacuum cleaners	184

TYPE 22	220
Accessories for Vacuum cleaners	221

Industrial vacuum cleaners

VHS120	225
VHS120 All-in-one	226
VHO200 All-in-one	226
S3B	227
S3	227
VHS110 ATEX	228
T30S	229
CTS 22 – CTS 40 – CTT 40	229
T22 – T40 – T40W – T75	230
T22 – T40 – T40W – T40 HE	230
3707-3907 series	231
3997 – 3997W – 3997WC	231
VHB436	232
VHC110 – VHC120 – VHC200	233
VHO 200	234
ECO-OIL 13 – ECO-OIL 22	234
Additive Manufacturing	235
IVT1000	236
VHS110 CR	236
VHW200 – VHW201 –	
VHW210 – VHW211	237
VHW310 – VHW311	237
VHW320 – VHW321	238
VHW420 – VHW421	238
VHW440/VHW441	239
R series	240
Pneumatic conveyors	241
Centralized vacuum systems	242
GM 80P	243
VHS 40	244
VHS 42 M-H	245
IVB 961-0L	246
IVB 965 SD XC	247
IVB 7X – ATEX TYPE 22	248
IVB 995 ATEX TYPE 22	249
Overview of accessories	250

Consumer

C 100.7	251
C 110.7/ C 110.7 X-TRA	252
C 120.7	253
C 125.7 X-TRA	254
Core 125	255
Core 130	256
Core 140	257
Core 140	258
Core 150	259
E 145.4	260
E 150.2	261
E 160.1	262
P 180	263
P 190	264
P 200	265
Accessories for Pressure washers	266
Nilfisk Buddy II 12	270
Nilfisk Buddy II 18	271
Nilfisk Buddy II 18 Inox	272
Nilfisk Buddy II 18 T	273
Multi II 22	274
Multi II 30 T	275
Accessories for Vacuum cleaners	276
Nilfisk Supreme	
All-in-1 150/250/LCD	278
Nilfisk Supreme	
All-in-1 150/250/LCD	279
Nilfisk Supreme 100	280
Nilfisk Supreme LCD	281
Nilfisk Supreme 250	282
Nilfisk Supreme 150	283
Accessories for Vacuum cleaners	284
Professional service	286

SC50 – Autonomous stand on scrubber dryer



Freedom to do better


- **Reliable and Safe:** The SC50 is the only autonomous floor scrubber on the market compliant with CSA/ANSI 336, an OSHA recognized autonomous floorcare safety standard.
- **Size and Run-Time:** The agile design allows the machine to react to changes in the environment and maintain autonomous operation without operator intervention.
- **Simplicity:** We added 3 buttons for autonomy. Record. Play. Stop. This machine is built for a scrubber operator, not a computer programmer.
- **Fill-in Mode:** The operator drives around the site to-be cleaned once, and the SC50 calculates the most efficient path to clean the interior of that space, avoiding obstacles along the way. This revolutionary cleaning method is a Nilfisk exclusive.

Autonomous floor scrubber for medium to large sized environments. Allows staff to focus on other tasks while the SC50 scrubs for 6 hours on a single charge.



TECHNICAL DATA	SC50	SC50 X51R OBC PH
Voltage (V)	24	24
Gross weight (gvw) (kg)	484.4	484.4
Height (cm)	144.1	144.1
Length (cm)	135.5	135.5
Max. theoretical productivity (m ² /hr)	1,936	1,936
Sound level (IEC60335-2-72) (dB(A))	63	63
Max. transport speed - manual Fwd. (kph)	5.0	5.0
Max. transport speed - manual rev. (kph)	2.6	2.6
Max. transport autonomous (m/s)	1.055	1.055
FEATURES		
Digital reports	•	•
Software updates	•	•
CopyCat mode	•	•
Fill-in mode	•	•
Pause/resume autonomous plan	•	•
USB port	•	•
ITEM NO.	56104508	56104509

SC50 UVGI – Autonomous stand on scrubber dryer



Experience all SC50 benefits plus the best UV-C disinfection technology to maximize your hygienic standards

- UV-C light is germicidal, meaning it damages the DNA of bacteria, viruses, and other pathogens, thereby preventing them from multiplying and causing diseases.
- The UV-C attachment is located at the rear of the SC50, directly behind the scrubber.
- UV-C light is emitted directly at the floor, in close proximity and at a dosage level that targets coronavirus and other pathogens.
- UV-C light is confined to the floor beneath the SC50, designed for safe operation around people.
- The Liberty SC50's UV-C fixture is compliant with all applicable safety standards, including third party certification.

Meet the Nilfisk SC50 UVGI autonomous scrubber-dryer, combining Robotic Floor scrubbing with UVGI (ultraviolet germicidal irradiation) technology to maintain the highest level of cleanliness in your facility.



TECHNICAL DATA	SC50 UVGI	SC50 UVGI
Voltage (V)	24	24
Gross weight (gvw) (kg)	484.4	484.4
Battery capacity (mAh)	255	255
Max. theoretical productivity (m ² /hr)	1,936	1,936
Max. transport speed - manual Fwd. (kph)	5.0	5.0
Max transport speed - manual rev. (kph)	2.6	2.6
Max. transport autonomous (m/s)	1.055	1.055
FEATURES		
Autonomous operation	•	•
Digital reports	•	•
Software updates	•	•
Copycat mode	•	•
Fill-in mode	•	•
USB port	•	•
UVGI mode	•	•
ITEM NO.	CM56104508-02	CM56104509-02

SC60 – Autonomous ride-on scrubber dryer



Simplicity and productivity in a large-scale solution

- Best-in-class productivity and runtime
- The largest scrub deck on a comparable BrainOS-enabled robotic scrubber
- Reliable obstacle-detection/avoidance along cleaning path
- Designed according to the Robotic Safety standard
- Intuitive, easy-to-use user interface accelerates setup and adoption
- Regular, cloud-based software updates keep pace with innovation and deliver ongoing value

Built on Brain Corp's powerful BrainOS® – the world's most widely-used autonomous operating system – the high-performance Liberty SC60 also boasts the market's largest scrub deck, exemplary runtime, and minimal downtime requirements.

Its significant cleaning capability makes it ideal for maximizing floorcare quality and efficiency across the world's largest indoor spaces. And, because it's a Liberty solution, its extensive programmability means operators can adapt the SC60 to any layout, in any environment, in a single run.



TECHNICAL DATA	Nilfisk SC60	Nilfisk SC60
Voltage (V)	24	24
Gross weight (gvw) (kg)	1499	1499
Min. turn-around aisle width (m)	1.88	1.88
Max. theoretical productivity (m ² /hr)	2811	2811
Sound level (IEC60335-2-72) (dB(A))	57	57
Max. transport speed - manual Fwd. (m/sec.)	1.90	1.90
Max transport speed - manual rev. (m/sec.)	1.24	1.24
Max. transport autonomous (mph)	2.46	2.46
FEATURES		
Delivered ready to use (full package)	•	•
Autonomous operation	•	•
TextAssist operator alerts	•	•
Digital reports	•	•
Software updates	•	•
Copypat mode	•	•
Pause/resume autonomous plan	•	•
STANDARD EQUIPMENT		
TRAY DEBRIS KIT	9100000795	9100000795
DETERGENT SOLUTION SYSTEM KIT	9100002963	9100002963
HOME LOCATION PACK-STD	56123087	56123087
DISC BRUSH-14 PROLENE 3 LUG	56505804	
SKIRT BLADE KIT-RED GUM	56383489	56383489
BLADE KIT-SQUEEGEE-RED GUM 28	56382735	
BATTERY 6V 390 AH AGM	56123064	56123064
CHARGER-BATTERY-24VDC-50A-SHLF	56123221	56123221
ITEM NO.	56123292	56123305

SC100 – Small scrubber/dryers



Upright scrubber dryer is the master of small space cleaning

- Scrub and dry in one single pass giving fast access to the cleaned area
- Two solution flow settings for efficient cleaning and red LED light indicator alarms when out of solution
- Ergonomic handle for comfortable one or two handed operation
- Easy to carry and to transport from one place to another – only 12 kg weight
- Only use clean solution: no dirt and bacteria spread everywhere on the floor
- Flat recovery tank design and full access makes it fast and easy to clean 100% of the recovery tank from any dirt
- Can do what others cannot: Low deck profile and offset allow to clean difficult to reach areas for real floor cleaning
- Easy and quick maintenance operations help the operator to always have a clean and functional machine
- Flexible cleaning: Eco flow for light cleaning and double flow for spot or hard cleaning
- All machine functions stop in upright position: No brush or squeegee on the floor and no solution spill when the machine is not in use
- Robust aluminum frame design guarantee high reliability and long life time
- Detergent dosing cap on solution tank to always have the right percentage of detergent

The Nilfisk SC100 is a small scrubber dryer for in-depth cleaning of narrow areas. Compared to the manual solution of mop and bucket, this compact upright machine will get the job done much faster offering a superior cleaning performance.



TECHNICAL DATA	SC100 E	SC100 E FULL PACKAGE
Rated power (W)	800	800
Sound pressure level at 1.5 m (dB(A) ISO 3744)	72 ± 2	72 ± 2
Productivity theoretical/actual (m ² /h)	620/310	620/310
Scrubbing width (mm)	310	310
Solution/recovery tank (l)	3/4	3/4
Brush quantity and type	1 Cylindrical	1 Cylindrical
Brush speed (RPM)	2100	2100
Length x width x height (mm)	400x360x1150	400x360x1150
Gross weight (gvw) (kg)	15	15
FEATURES		
Detachable cord	•	•
Automatic solution shut off	•	•
Solution level indicator	•	•
Delivered ready to use (full package)	•	•
Tank in tank solution	•	•
Two hands working handle	•	•
STANDARD EQUIPMENT		
BRUSH CYL 310MM MEDIUM WHITE	107411860	107411860
2-HAND HANDLE	107413470	107413470
CARPET COMPLETE KIT		107411865
DETACHABLE CORD 10M EU	107413490	107413490
MANUAL SUCTION HOSE KIT		107411864
SQUEEGEE 321MM 13 CARPET KIT		107411868
SQUEEGEE 321MM 13 KIT	107411867	107411867
ITEM NO.	107408100	107408103

SC250 – Small scrubber/dryers



SC250 is scrubbing, sweeping and drying in every corner

- Easy handling: Tank-in-tank design for carrying in one hand provide an easy emptying and refilling
- Effective: Sweeping, scrubbing and drying at the same time.
- High cleaning performance: 34 cm cylindrical brush or microfiber roll
- Productive: The 6 liter solution and recovery tank gives up to 40 minutes of working time without refill
- Powerful: Nilfisk 36V Lithium battery technology
- Easy to use: The ergonomic handle can be adjusted into different positions, used free floating or folded for storage
- Intuitive and self-explaining: Informative display on the handle.
- Full control: OneTouch™ button is activating all essential functions and touch sensors in the handle provide an easy operation
- Non-stop cleaning: The two water/solution settings can be changed on-the-fly
- Safe: Out of Water alarm protecting the machine
- Convenient: Easy to carry and move due to its compact design and low weight
- Low TCO: Long lifetime with 'No tool' inspection, service and maintenance

The Nilfisk SC250 is a compact scrubber dryer for fast and effective cleaning of hard floors, which will take you into every corner and ensure efficient cleaning in both directions – also under furniture and shelves. You will get a light and productive machine with a low sound level suited for daytime cleaning as it is battery-driven. An attractive choice for shops, schools, restaurants, cafes, bakeries, fast food chains, hotels, cleaning companies, etc.



TECHNICAL DATA

SC250 34C B

Voltage (V)	36
Rated power (W)	300
Sound pressure level at 1.5 m (dB(A) ISO 3744)	66 ±3
Productivity theoretical/actual (m²/h)	1360/680
Solution/recovery tank (l)	6/6
Brush quantity and type	1 Cyl
Brush speed (RPM)	1000
Brush pressure (kg)	Max 12
Length x width x height (mm)	630x425x400
Squeegee width (mm)	340
Gross weight (gvw) (kg)	32
FEATURES	
Compact design	•
Lithium battery	•
Delivered ready to use (full package)	•
One-Touch™ Button	•
Tank in tank solution	•
Scrubbing and sweeping	•
STANDARD EQUIPMENT	
BRUSH CYL 340MM MEDIUM NYLON WHITE	9100002066
MINI CONTAINER PLAST. F DIRT SIP	9100001964
SQUEEGEE 360MM PU 2 PCS SET	9100002064
BATTERY LI KIT INCL CHARGER EU UK	9100002056
ITEM NO.	9087380020

SC351 – Small scrubber/dryers



Next generation in daily small area scrubbing and drying

- Low noise level for daytime cleaning, even in noise-sensitive areas
- Easy adjustable deck for a perfect traction control
- Adjustable water flow
- Fast and simple maintenance
- Clear recovery lid for easy inspection and function control
- Ergonomic, adjustable and foldable handle for easy transport and storage
- Extremely compact
- Roller bumpers for near to wall cleaning
- Real two tank system
- Patent Elastic Strap System to easily install and remove squeegee blades
- Battery level indicator

SC351 is offering both forward and backward scrubbing and drying with an impressive brush pressure of 27 kg. Easy to see how useful this feature is for cleaning in crowded places, between and behind tables, shelves, furniture and in other less accessible areas.



TECHNICAL DATA	SC351 AGM	SC351 Li-ion
Voltage (V)	12	24
Rated power (W)	500	500
Sound pressure level at 1.5 m (dB(A) ISO 3744)	64	64
Productivity theoretical/actual (m ² /h)	1480/890	1480/890
Scrubbing width (mm)	370	370
Solution/recovery tank (l)	11/11	11/11
Brush/pad diameter (mm)	370/355	370/355
Brush quantity and type	1 Disc	1 Disc
Brush speed (RPM)	140	140
Brush pressure (kg)	27	30
Length x width x height (mm)	730x475x450	730x475x450
Squeegee width (mm)	470	470
Gross weight (gvw) (kg)	80	56
FEATURES		
Built-in charger	•	•
Automatic brush shut off	•	•
Automatic solution shut off	•	•
Battery version	•	•
Roller bumpers on squeegee	•	•
Battery level indicator	•	•
Squeegee	•	•
Lithium-ion battery		•
STANDARD EQUIPMENT		
BRUSH DISC 370MM 14.5 PROLENE BLUE	9099999000	9099999000
BLADES SQUEEGEE 370MM 14.5 PU KIT	9100000077	9100000077
BATTERY 12V 55AH AGM SPIRACEL	9100001664	9100001664
CHARGER BATT. O/B 12V 15A 230V EU KIT	9100000713	9100000713
ITEM NO.	9087341020	50000621

SC370 – Small scrubber/dryers



Clean in congested areas and tight spaces

- Control panel with one-button start and primary controls – easily accessible from the scrubber machine's operator position
- Silent mode for non-intrusive cleaning during the day in busy public spaces or sound-sensitive areas
- One-button start to activate the scrubber brush and solution
- Lock the squeegee in the up position for double scrubbing and more effective cleaning of tough stains and high-traffic areas
- Click-on/off system makes exchanging brushes and pad holders easy
- ECO mode disperses the minimum amount of solution required when cleaning and lowers the vacuum to be used on even floors – saving energy and cleaning solution, enabling a longer runtime
- Ergonomic handle minimises operator fatigue
- Adjustable handle to fit different user preferences for improved control
- Can be folded down to minimise space required for storage
- Optimised convenience and time efficiency for maintenance and service
- Patented elastic strap system for the squeegee blades – makes it easy to clean and change blades – blades can be used on four sides
- Click-on/off system makes it easy to exchange the brush, pad holders, and other accessories

The SC370 walk-behind scrubber dryer provides daily, medium-scale floorcare with easy operation, reliable performance, and lowered water and detergent requirements to better and more efficiently clean your floors.



TECHNICAL DATA

SC370 43B-EU-UK

Voltage (V)	24
Rated power (W)	905
Solution/recovery tank (l)	25/25
Brush/pad diameter (mm)	432
Brush speed (rpm)	140
Length x width x height (mm)	1020x485x647
Height w/handle vertical (mm)	1182
Battery run time (min.)	Up to 4 hours
Cleaning productivity (max.) (m ² /h)	1720
Squeegee width (mm)	57
Gross weight (gvw) (kg)	134
FEATURES	
Click on-off brush	•
Squeezable drain hose with flow control	•
Delivered ready to use (full package)	•
One-Touch™ Button	•
ECO mode	•
Onboard charger (standard)	•
STANDARD EQUIPMENT	
PAD HOLDER FLAT 17" 432MM	9100000144
BRUSH DISC 430MM 17 PROLENE BLUE	9097469000
BLADE SQUEEGEE NR KIT	55942487
BATT.12V-70Ah AGM C5	80565521
SKIRT BRISTLE KIT	VS15439
CABLE EXTENSION EU PLUG L.2000MM SIP	9100000787
CABLE EXTENSION UK PLUG L.2000MM SIP	1466318000
ITEM NO.	50000627

SC401 – Small scrubber/dryers



Speed up your floor cleaning – with a compact and productive scrubber dryer

- Compact design and easy to maneuver
- Productive and powerful vacuum motor ensures a perfect cleaning and drying result
- Brush click on/off, and light weight squeegee with no hose connection
- Patented elastic strap system makes squeegee maintenance easy and simple
- Detergent mixing system will prevent overdosing of chemicals – saving the environment and the total cost of cleaning
- Ergonomic handle with touchpoints, OneTouch™ button and instruction stickers makes the machine simple for the operator to get started
- The Nilfisk SilentTech™ technology reduces the sound level from 65dB(A) – and down to 60dB(A) in silent mode

The compact and highly maneuverable SC401 walk-behind scrubber dryer offers all the speed, accuracy and ease-of-use you need for better cleaning of floors. To make things complete this high-performance machine has an extremely low sound level to enable daytime cleaning – even in sound sensitive areas.



TECHNICAL DATA	SC401 43 B	SC401 43 BD	SC401 43 BD FULL PKG	SC401 43 B FULL PKG	SC401 43 E
Voltage (V)	24	24	24	24	230
Productivity theoretical/actual (m ² /h)	1720/1032	2150/1290	2150/1290	1720/1032	1720/860
Solution/recovery tank (l)	30/30	30/30	30/30	30/30	30/30
Brush/pad diameter (mm)	430/430	430/430	430/430	430/430	430/430
Brush quantity and type	1 disc	1 disc	1 disc	1 disc	1 disc
Brush speed (RPM)	140	140	140	140	170
Brush pressure (kg)	24	24	24	24	30
Length x width x height (mm)	1180x458x1055	1180x458x1055	1180x458x1055	1180x458x1055	1180x458x1055
Squeegee width (mm)	720	720	720	720	720
Gross weight (gvw) (kg)	151	166	166	151	144
FEATURES					
Battery model	•	•	•	•	
Cable model					•
Drive version		•		•	
One-Touch Button	•	•	•	•	•
Brush click-on/off	•	•	•	•	
Nilfisk SilenTech™ and Silent Mode	•	•	•	•	
Squeezable drain hose with flow control	•	•	•	•	•
Debris tray	•	•	•	•	•
Filling hose	•	•	•	•	•
Detergent Mixing System			•	•	
STANDARD EQUIPMENT					
HOSE FILLING	9097290000	9097290000	9097290000	9097290000	9097290000
CABLE EXTENSION EU PLUG L.2000MM SIP			9100000787	9100000787	
DETERGENT SOLUTION SYSTEM KIT			9100002531	9100002531	
HOSE QUICK CONNECTION	9100002572	9100002572	9100002572	9100002572	9100002572
METER HOUR 24V KIT		9100002257	9100002257	9100002257	
PAD HOLDER FLAT 17 432MM			9100002050	9100002050	
BRUSH DISC 430MM 17 PROLENE BLUE			L08812891	L08812891	L08812891
BLADE SQUEEGEE 700MM 28 GUM KIT	9100002541	9100002541	9100002541	9100002541	9100002541
BATT. 12V-76AH GEL MONOBLOC			80564310	80564310	
CHARGER BATT O/B 24V 10A 100-240V EU KIT			9100002545	9100002545	
ITEM NO.	9087391020	9087393020	9087398020	9087390020	9087392020

SC430 – Medium scrubber/dryers



Simple and user friendly walk-behind scrubber dryer

- Easy to use with one touch button that activate all scrubbing functions
- Integrated solution tank and recovery tank for high capacity
- Compatible with all Nilfisk accessories
- Excellent water pick-up

The SC430 is the perfect choice for simple and reliable daily cleaning of indoor mid-sized areas. With a reduced pushing force and a user friendly design the SC430 is intuitive to use.



TECHNICAL DATA

SC430 53 B GO FULL PKG

Voltage (V)	24
Rated power (W)	900
Sound pressure level at 1.5 m (dB(A) ISO 3744)	70 ±3
Productivity theoretical/actual (m²/h)	2120/1272
Scrubbing width (mm)	530
Solution/recovery tank (l)	40/40
Brush/pad diameter (mm)	530/508
Brush speed (RPM)	150
Brush pressure (kg)	35
Max. speed (km/h)	4
Length x width x height (mm)	
Squeegee width (mm)	760
Gross weight (gvw) (kg)	175
FEATURES	
Blades can be used on 4 edges	•
Battery level indicator	•
Water level indicator	•
Ergonomic handle with two safety switches	•
Quick change system for squeegee blades	•
Squeezable drain hose with flow control	•
Delivered ready to use (full package)	•
STANDARD EQUIPMENT	
BRUSH DISC 530MM 21 PROLENE BLUE	L08837025
BLADES SQUEE. 740MM 29 GUM RUBBER KIT	9100000279
BATT.12V-87AH AGM MONOBLOC	1464853000
CHARGER 100-240V OBC 24V 9A	VF90297
ITEM NO.	50000334

SC450 – Medium scrubber/dryers



Simple, basic scrubber dryer that makes your cleaning an easy operation

- The low noise level enables daytime cleaning for increased comfort and efficiency
- Polyethylene corrosion proof rotomolded tank ensures durability
- Automatic squeegee release when hitting obstacles provides reliable use and extended lifetime of equipment
- Large recovery tank and removable lid for easy cleaning
- Fast and hygienic
- Most electrical components are placed in dedicated waterproof box for reliability and safety

In line with the century old Nilfisk tradition, SC450 combines performance, reliability, productivity and ease of use in a well designed and cost efficient all round scrubber/dryer.



TECHNICAL DATA	SC450 B	SC450 E
Rated power (W)	810	1650
Sound pressure level at 1.5 m (dB(A) ISO 3744)	68	70
Productivity theoretical/actual (m ² /h)	2120/1272	2120/1060
Scrubbing width (mm)	530	530
Solution/recovery tank (l)	40/45	40/45
Brush/pad diameter (mm)	530/508	530/508
Brush quantity and type	1 Disc	1 Disc
Brush speed (RPM)	154	150
Brush pressure (kg)	34	34
Length x width x height (mm)	1174x760x980	1174x760x980
Squeegee width (mm)	760	760
Gross weight (gvw) (kg)	190	135
FEATURES		
Cable version		•
Battery version	•	
Blades can be used on 4 edges	•	•
Battery level indicator	•	
Ergonomic handle with two safety switches	•	•
Squeezable drain hose	•	•
Squeegee	•	•
STANDARD EQUIPMENT		
BLADES SQUEE. 740MM 29 GUM RUBBER KIT	9100000279	9100000279
ITEM NO.	9087370020	9087372020

SC500 – Medium scrubber/dryers



Carefully designed to improve productivity and drive down your cleaning cost

- Ideal for daytime cleaning: Nilfisk SilenTech™ technology keeps extreme low sound level in all conditions
- SmartFlow™ : solution flow of detergent/water automatically controlled by speed to have consistent cleaning and reduced consumptions
- Ease-of-use: Ergonomic drive paddle and informative display with OneTouch™ button and easy click on/off for the brush/padholder.
- SmartKey™ system with Separate Supervisor and Operator keySettings effectively controlled
- Easy handling: Plastic light squeegee with patent elastic strap system
- Sustainable: Ecoflex™ system with flexible detergent setting and water-only cleaning
- Effective: 53cm scrubbing width and automatic brush speed control to save energy
- User friendly: Electric motor to lower/raise brush deck with OneTouch™ button
- Productive: 45/45 liter water tanks and up to 5 hours of running time in light applications
- SC500 REV™ version – orbital scrubbing technology quickly and efficiently attacks dirt from multiple directions leaving the floor cleaner in a single pass"

The Nilfisk SC500 walk-behind scrubber dryer is carefully designed to improve productivity and drive down your total cleaning costs. These significant benefits are achieved through more ease-of-use and a series of technical features enabling daytime cleaning and the most effective use of water and detergent. A reliable choice for cleaning companies, hospitals, schools, offices, supermarkets, shops, sports centers, restaurants, hotels, and production floors.



TECHNICAL DATA	SC500 53 B	SC500 53 B Full PKG	SC500 53R B	SC500 53D LITHIUM-ION BR / SC500 53D LITHIUM-ION X BR	SC500 53R LITHIUM-ION X / SC500 53RD LITHIUM-ION
Voltage (V)	24	24	24	24	24
Rated power (W)	930	930	930	930	930
Sound pressure level (dB(A) BS 5415)	63 (60) ±3	63 (60) ±3	65 (63) ±3	63 (60) ±3	65 (63) ±3
Productivity theoretical/actual (m²/h)	2650/1590	2650/1590	2550/1530	2650/1590	2550/1530
Scrubbing width (mm)	530	530	508	530	508
Solution/recovery tank (l)	45/45	45/45	45/45	45/45	45/45
Brush/pad diameter (mm)	530/508	530/508	508/508	530/508	508/508
Brush quantity and type	1 Disc	1 Disc	1 REV	1 Disc	1 REV
Brush speed (RPM)	155	155	0-30	155	0-30
Brush pressure (kg)	15/30	15/30	22/30	15/30	22/30
Max. speed (km/h)	5	5	5	5	5
Length x width x height (mm)	1277x720x1063	1277x720x1063	1277x720x1063	1277x720x1063	1277x720x1063
Squeegee width (mm)	720	720	720	720	720
Gross weight (gvw) (kg)	207	207	210	184.4	183
FEATURES					
Click on-off brush	•	•		•	
Ecoflex prepared	•	•	•	•	•
Delivered ready to use (full package)		•		•	
SmartKey system	•	•	•	•	•
Squeegee	•	•	•	•	•
SmartFlow system	•	•	•	•	•
Nilfisk SilenTech™	•	•	•	•	•
Lithium ion battery				•	•
STANDARD EQUIPMENT					
HOSE FILLING SIP	9100000703	9100000703	9100000703	9100000703	9100000703
SMART KEY-SUPERVISOR	56116519	56116519	56116519	56116519	56116519
SMART KEY-USER	56116518	56116518	56116518	56116518	56116518
ECOFLEX DETERGENT KIT SC500		9100002395		9100002395	
BRUSH DISC 530MM 21 PROLENE BLUE		L08837025		L08837025	
BLADES SQUEE. 700MM 28 GUM RUBBER KIT	9100000810	9100000810	9100000810	9100000810	9100000810
BATT. 12V-105AH GEL MONOBLOC		80564400			
SC500 LITHIUM ION W/ICC STANDARD KIT				9100003047	9100003047
BATTERY PACK, 24 VOLT, 7S20P		9099995000		106479002	
ITEM NO.	9087401020	9087400020	9087402020	CM9087401020-09 CM9087401020-10	CM9087402020-02 CM9087402020-03

SC530 – Medium scrubber/dryers



Simple, trustworthy and cost effective scrubber dryer

- Easy to use with OneTouch™ button to activates all scrubbing functions
- Tilting recovery tank for easy access to batteries and chemicals
- Ergonomic pedal to easily lift and lower the deck
- Easy click-on and off system releases the brush/pad effortlessly
- Excellent water pick-up

The SC530 is a simple, trustworthy and cost-effective scrubber dryer and the perfect choice for applications such as schools, hospitals, supermarkets and public buildings, as the SC530 allows to cover big areas reducing time and increasing productivity thanks to its 61 liter tank capacity.



TECHNICAL DATA	SC530 53 BD GO	SC530 53 B GO
Voltage (V)	24	24
Rated power (W)	950	800
Sound pressure level at 1.5 m (dB(A) ISO 3744)	69	69
Productivity theoretical/actual (m²/h)	2385/1431	2120/1272
Scrubbing width (mm)	530	530
Solution/recovery tank (l)	61/61	61/61
Brush/pad diameter (mm)	530/508	530/508
Brush speed (RPM)	150	150
Brush pressure (kg)	23	27
Length x width x height (mm)	1260x550x1080	1260x550x1080
Gross weight (gvw) (kg)	233	227
FEATURES		
With traction motor	•	
Blades can be used on 4 edges	•	•
Battery level indicator	•	•
Water level indicator	•	•
Ergonomic handle with two safety switches	•	•
Quick change system for squeegee blades	•	•
Squeezable drain hose with flow control	•	•
STANDARD EQUIPMENT		
BRUSH DISC 530MM 21 PROLENE BLUE	L08837025	L08837025
BLADES SQUEE. 740MM 29 GUM RUBBER KIT	9100000279	9100000279
24V 13A CHARGER KIT AGM WITH HARNESS	VS10267	VS10267
ITEM NO.	50000335	50000336

BA/CA 551/611 – Medium scrubber/dryers



Smarter design lowering your cleaning costs

- Low noise level for daytime cleaning
- OneTouch™ dashboard operation
- Ecoflex™ option, detergent mixing system
- No-tools for changing squeegee blades
- Easy access to recovery tank for cleaning and maintenance
- Traction version with large wheels for easy handling
- Waterproof electrical control box

The range of walk-behind scrubber dryers offers more of everything that is important for floor cleaning efficiency: more productivity, more running time, more ergonomic features, more reliability, more options and more cost-effectiveness.



TECHNICAL DATA

	BA 551C D	BA 611 D
Rated power (W)	1330	1230
Sound pressure level at 1.5 m (dB(A) ISO 3744)	65.8	65.8
Productivity theoretical/actual (m²/h)	2860/1720	3420/2055
Scrubbing width (mm)	510	610
Solution/recovery tank (l)	55/55	55/55
Brush/pad diameter (mm)	-	305/305
Brush quantity and type	2 Cylindrical	2 Disc
Brush speed (RPM)	570	230
Brush pressure (kg)	26	21/28
Max. speed (km/h)	5.6	5.6
Length x width x height (mm)	1320x540x1090	1310x650x1090
Squeegee width (mm)	760	810
Gross weight (gvw) (kg)	258	256
FEATURES		
With traction motor	•	•
Cable version		
Battery version	•	•
Interchangeable brush deck	•	•
Water level indicator	•	•
Ecoflex prepared	•	•
Squeegee	•	•
STANDARD EQUIPMENT		
BLADES SQUEE. 740MM 29 GUM RUBBER KIT	9100000279	
BLADES SQUEE. 830MM 33 GUM RUBBER KIT		9100000280
CHARGER BATT. O/B 24V 13A 100-230V KIT	909 6739 000	909 6739 000
ITEM NO.	908 7158 020	908 7159 020

SC650 – Large scrubber/dryers



Maximum power. Minimal waste. Next-level ease of use

- Optimize water and solution consumption – solution flow controlled by speed per meter with EcoFlex™
- User-friendly, ergonomically designed for easy access to tools and on-screen programming
- Clean longer without interruption – increased runtime per charge through better power management with the energy-saving brush motor

The SC650 is a highly maneuverable, ergonomically designed, energy-saving scrubber dryer designed with user safety in mind, ideal for use in contract cleaning, retail, supermarkets, education, healthcare and industry.



TECHNICAL DATA

	SC650 66D / SC650 66D CHARGER ECOFLEX	SC650 71D / SC650 71D CHARGER ECOFLEX	SC650 85D / SC650 85D CHARGER ECOFLEX	SC650 71C
Voltage (V)	24	24	24	24
Rated power (W)	1400	1400	1400	1800
Sound pressure level (ISO 11201, ISO 4871) (dB(A))	65/63 ± 3	66/64 ± 3	67/65 ± 3	70/69 ± 3
Productivity theoretical (m ² /h)	3996	3976	4687	3937
Cleaning width (mm)	660	710	837	703
Solution/recovery tank (l)	80/80	80/80	80/80	80/80
Brush/pad diameter (mm)	330/330	355/355	430/430	-
Brush quantity and type	2 Disc	2 Disc	2 Disc	2 Cylindrical
Brush speed (RPM)	220	220	220	613
Brush pressure (kg)	32	35	44	35
Max. speed (km/h)	5.6	5.6	5.6	5.6
Length x width x height (mm)	1500x748x1072	1500x748x1072	1571x860x1072	1472x785x1072
Squeegee width (mm)	890	890	1040	890
Gross weight (gvw) (kg)	346	347	353	351

FEATURES

Disc brush version	•	•	•	
Hopper for collecting debris				•
Adjustable handle	•	•	•	•
Click on-off brush	•	•	•	
Water level indicator	•	•	•	•
Ecoflex prepared	-/•	-/•	-/•	
Silent mode	•	•	•	•

STANDARD EQUIPMENT

HOSE FILLING	9100000703	9100000703	9100000703	9100000703
CHARGER WET, AGM, GEL	- / 55943457	- / 55943457	- / 55943457	
ECOFLEX NILFISK KIT	- / 55943426	- / 55943426	- / 55943426	
SQUEEGEE 890MM 35 KIT	9097540000	9097540000		9097540000
SQUEEGEE 1040MM 41 KIT			9097541000	
BLADES SQUEEGEE 890MM 35 GUM RUBBER KIT	9100000281	9100000281		9100000281
BLADES SQUEEGEE 1040MM 41 GUM RUBBER KIT			9100000282	
SPLASH GUARD DECK 650MM/26	909 5224 000			
SPLASH GUARD DECK 750MM/30		909 5345 000	909 5345 000	
SPLASH GUARD DECK 850MM/34			9097471000	
ITEM NO.	50000628 / 50000629	50000630 / 50000631	50000633 / 50000634	50000632

SC800 – Large scrubber/dryers



Giving you superb results in heavy-duty cleaning

- Powerful brush and vac motors, high down pressure (up to 77 kg), outstanding cleaning and drying performance: the best answer for heavy duty “industrial” task
- Green oriented: complete consumption control: Ecoflex™ system, low noise level (only 61dB(A))
- Large 95 litre solution and recovery tanks give extra capacity for longer working time
- The scrub deck is protected with removable covers that prevent damage to walls and doors, while providing easy access for maintenance
- Right industrial shape in compact dimensions. No compromise on the ergonomic level and maneuverability

SC800 is designed for maximum performance, easy handling, low maintenance, superb cleaning results and yet it is an eco-friendly solution.



TECHNICAL DATA	SC800-71	SC800-71C	SC800-86
Voltage (V)	24	24	24
Rated power (W)	1890	1910	1890
Sound pressure level at 1.5 m (dB(A) ISO 3744)	61	61	61
Productivity theoretical/actual (m²/h)	4120/2470	4120/2470	4990/2990
Scrubbing width (mm)	710	710	860
Solution/recovery tank (l)	95/95	95/95	95/95
Brush/pad diameter (mm)	355/355	-	430/432
Brush quantity and type	2 Disc	2 Cylindrical	2 Disc
Brush speed (RPM)	270	840	270
Brush pressure (kg)	36/77	36	36/77
Max. speed (km/h)	5.8	5.8	5.8
Length x width x height (mm)	1480x780x1130	1480x780x1130	1480x780x1130
Squeegee width (mm)	910	910	1050
Gross weight (gvw) (kg)	487	492	488
FEATURES			
Disc brush version	•		•
Front and rear bumpers	•	•	•
Cylindrical brush version		•	
Interchangeable brush deck	•	•	•
Adjustable brush pressure	•		•
Ecoflex prepared	•	•	•
Squeegee	•	•	•
STANDARD EQUIPMENT			
KIT-REFILLING HOSE	56112355	56112355	56112355
BLADE KIT-SQUEEGEE GUM	56112330		
BLADE KIT-SQUEEGEE LINATEX		56112331	
ITEM NO.	56112034	56112036	56112035

SC1500 – Stand on Scrubber/Dryers



Innovative stand-on scrubber dryer setting a new STANDARD

- Easy handling. Just step up and go OneTouch™ scrub ON/OFF switch and two brush pressure settings for securing high cleaning performance
- Intuitive dashboard with user-friendly menu for setting parameters for cleaning conditions and floor type
- 44 liter tank with electronic controlled water flow allows cleaning up to 75 minutes per tank
- Low noise level and a silent mode option, makes it ideal for sound sensitive areas and daytime cleaning
- Up to 3.5 hours battery running time and optional on board charger increase productivity, performance and reliability
- Ecoflex™ detergent mixing system(optional)

SC1500 is an innovative stand-on scrubber dryer providing you with superior efficiency due to unprecedented ease of use, increased performance, high quality and reliability. It is an investment in Nilfisk quality that will pay off year after year.



TECHNICAL DATA

SC1500

Voltage (V)	24
Rated power (W)	840
Productivity theoretical/actual (m²/h)	2142/1499
Scrubbing width (mm)	510
Solution/recovery tank (l)	44/46
Brush quantity and type	1 Disc
Brush speed (RPM)	140
Brush pressure (kg)	23/40
Max. speed (km/h)	Fwd 4.8/Rev. 3.5
Length x width x height (mm)	1230x610x1330
Squeegee width (mm)	680
Gross weight (gvw) (kg)	326

FEATURES

Battery version	•
One-Touch™ control panel	•
Debris tray	•
Ecoflex prepared	•
Squeegee	•

STANDARD EQUIPMENT

DEBRIS CAGE KIT	56104360
KIT-REFILLING HOSE	56112355
SQUEEGEE KIT-BLADE-LINATEX	56104483
SKIRT BRUSH	56104240

ITEM NO.	56104002
-----------------	-----------------

SC2000 – Ride-on scrubber/dryers



Micro ride-on scrubber dryer doubles cleaning output at price of walk-behind model

- Productive: 53 cm scrubbing width, high speed (6 km/h), 70/70 L
- Compact and comfortable: very compact dimensions for narrow areas, comfortable seat and wide space for operator's legs
- SmartFlow™ : solution flow of detergent/water automatically controlled by speed to have consistent cleaning and reduced consumptions
- Ideal for daytime cleaning: Nilfisk SilenTech™ technology keeps extreme low sound level in all conditions
- SmartKey™ system with Separate Supervisor and Operator keySettings effectively controlled
- Easy to control: Dashboard with OneTouch™ button; intuitive display integrated in the steering wheel
- Water filling system automatically shutoff water when the tank is full
- USB port as option
- Easy handling: Automatic brush click on/off and plastic light squeegee with patent elastic strap system
- Sustainable: Ecoflex™ system with flexible detergent setting and water-only cleaning. Self-adjusting brush speed according to floor type and application to save energy consumptions

The Nilfisk SC2000 mini ride-on scrubber dryer eases the working effort significantly compared a walk-behind machine. An attractive choice for cleaning of offices, supermarkets, sports centers, shops, restaurants, hotels, and institutions like hospitals and schools. Taking working speed up to 6 km/h – from an average 4 km/h with a walk-behind scrubber dryer – the SC2000 has a great impact on both productivity and cleaning costs.



TECHNICAL DATA	SC2000 53B	SC2000 53B Full PKG	SC2000 LITHIUM-ION X BR	SC2000 LITHIUM-ION BR
Voltage (V)	24	24	24	24
Productivity theoretical/actual (m²/h)	3180/2230	3180/2230	3180/2230	3180/2230
Solution/recovery tank (l)	70/70	70/70	70/70	70/70
Brush/pad diameter (mm)	530/508	530/508	530/508	530/508
Brush quantity and type	1 Disc	1 Disc	1 Disc	1 Disc
Brush speed (RPM)	155	155	155	155
Brush pressure (kg)	15/30	15/30	15/30	15/30
Max. speed (km/h)	6	6	6	6
Length x width x height (mm)	1270x550x1020	1270x550x1020	1270x550x1020	1270x550x1020
Squeegee width (mm)	720	720	720	720
Gross weight (gvw) (kg)	342	342	297	297
FEATURES				
Automatic squeegee lift in reverse	•	•	•	•
Click on-off brush	•	•	•	•
Ecoflex prepared	•	•	•	•
SmartKey system	•	•	•	•
Squeegee	•	•	•	•
SmartFlow system	•	•	•	•
Nilfisk SilenTech™	•	•	•	•
Lithium ion battery			•	•
STANDARD EQUIPMENT				
FILLING HOSE	9100000952	9100000952	9100000952	9100000952
SMART KEY-SUPERVISOR	56116519	56116519	56116519	56116519
SMART KEY-USER	56116518	56116518	56116518	56116518
ECOFLEX DETERGENT KIT SC2000		9100002389	9100002389	
BRUSH DISC 530MM 21 PROLENE BLUE		L08837025	L08837025	
BLADES SQUEEGEE 700MM 28 PU KIT	9100000490	9100000490	9100000490	9100000490
BATT. 12V-105AH GEL MONOBLOC		80564400	80564400	
BATTERY PACK, 24 VOLT, 7S20P		106479002		
SC2000 LITHIUM ION W/ICC STANDARD KIT			9100003048	9100003048
ITEM NO.	9087410020	9087411020	CM9087410020-08	CM9087410020-09

BR652/752 – Ride-on scrubber/dryers



Revolutionary deck system giving you superb performance

- Sliding deck concept; maximum comfort and performance, minimum efforts and maintenance
- Squeegee concept; a stable and reliable squeegee for the best pick up performance
- Ecoflex™ system minimises the environmental impact without compromising performance
- Ergonomic steering wheel concept with all working functions fully integrated
- Patented automatic speed control that significantly increases operator safety
- Super compact design makes cleaning of restricted space areas fast and easy
- Low noise mode makes daytime cleaning and cleaning of noise sensitive areas viable

With the BR652/752 series everything can be done just moving the steering wheel; as the machine turns, so too does the deck. Together with the “intelligent” squeegee – which perfectly covers the scrubbing track without leaving traces – the Nilfisk concept delivers superb cleaning performance. This solution is so efficient that side skirts are no longer needed.



TECHNICAL DATA

	BR652	BR752
Voltage (V)	24	24
Rated power (W)	1500	1500
Sound pressure level at 1.5 m (dB(A) ISO 3744)	60 (57)	60 (57)
Productivity theoretical/actual (m²/h)	3960/2770	4260/2980
Scrubbing width (mm)	660	710
Solution/recovery tank (l)	80/80	80/80
Brush/pad diameter (mm)	330/330	370/355
Brush quantity and type	2 Disc	2 Disc
Brush speed (RPM)	230	230
Brush pressure (kg)	30/48	32/50
Max. speed (km/h)	6	6
Length x width x height (mm)	1360x670x1200	1360x750x1200
Squeegee width (mm)	890	890
Gross weight (gvw) (kg)	446	448
FEATURES		
Back up warning alarm	•	•
Ecoflex prepared	•	•
Automatic speed control system	•	•
Sliding deck system (no side skirt)	•	•
Antishock retractable deck	•	•
Solution tank with easy drain system	•	•
Squeegee	•	•
STANDARD EQUIPMENT		
TRAY DEBRIS KIT	9098712000	9098712000
BLADES SQUEEGEE 890MM 35 PU KIT	9099855000	9099855000
SPLASH GUARD DECK 650MM/26	909 5224 000	
SPLASH GUARD DECK 750MM/30		909 5345 000
ITEM NO.	9087260020	9087262020

SC3500 – Ride-on scrubber/dryers



The mid-size solution for high productivity and efficiency


- High productivity for value; cleans large spaces with optimal efficiency
- Better results; improved brush pressure and quicker drying time
- Fast, convenient, and ergonomic; automatic management of brush/squeegee
- Improved maneuverability and transport thanks to squeegee control

If you need big indoor performance from a more space-efficient scrubber dryer, the ride-on SC3500 is your ideal solution. With improvements to productivity, maneuverability, and ergonomics, this versatile addition to the Nilfisk GO-Line can handle massive commercial, educational, or industrial environments with ease.



TECHNICAL DATA	SC3500 GO	SC3500 GO FULL PKG 2	SC3500 GO FULL PKG 3	SC3500 GO OBC
Voltage (V)	24	24	24	24
Rated power (W)	2658	2658	2658	2658
Sound pressure level at 1.5 m (dB(A) ISO 3744)	69	69	69	69
Productivity theoretical/actual (m ² /h)	4260/2980	4260/2980	4260/2980	4260/2980
Scrubbing width (mm)	710	710	710	710
Solution/recovery tank (l)	110/110	110/110	110/110	110/110
Brush/pad diameter (mm)	355/355	355/355	355/355	355/355
Brush quantity and type	2 disc	2 disc	2 disc	2 disc
Brush speed (RPM)	180	180	180	180
Brush pressure (kg)	30/50	30/50	30/50	30/50
Length x width x height (mm)	1620x760x1250	1620x760x1250	1620x760x1250	1620x760x1250
Gross weight (gvw) (kg)	545	545	545	545
FEATURES				
Automatic squeegee lift in reverse	•	•	•	•
Solution level indicator	•	•	•	•
Blades can be used on 4 edges	•	•	•	•
Click on-off brush	•	•	•	•
One-Touch™ control panel	•	•	•	•
Water level indicator	•	•	•	•
Battery indicator	•	•	•	•
STANDARD EQUIPMENT				
TRAY DEBRIS KIT	9100000795	9100000795	9100000795	9100000795
DISC BRUSH-14 PROLITE 3 LUG	56505805	56505805	56505805	56505805
BLADE KIT-SQUEEGEE-GUM 34	56382738	56382738	56382738	56382738
BATT.6V-222AH AGM MONOBLOC		80566222		
KIT CHARGER	VR31052	VR31052	VR31052	VR31052
BATT. 6V-180AH GEL MONOBLOC				80564000
BATT. 6V-200AH WET TUBULAR MONOBLOC			80563200	
BATTERY TRAY			VR10048	
ITEM NO.	50000557	CM50000557-02	CM50000557-03	CM50000557-01

SC4000– Ride-on scrubber/dryers



Clean all areas with ease

- Work quickly and easily, regardless of obstacles/ changing environment. Up to 8 km/h with HP models, 7 km/hr with standard.
- Clean inconspicuously any time – even in congested environments – due to best-in-class turning radius, a compact profile, and quiet operation.
- Ensure high-quality cleaning every time, regardless of soil level, with SmartFlow™ technology that adjusts the solution flow according to the travel speed.
- Save water, detergent, and increase productivity by choosing the optional EcoFlex™ system.
- Improve safety with Clear-View™ design and steering-mounted controls.
- Intuitive OneTouch™ controls and SmartKey™ simplifies training and manages operational parameters.
- Light sweep and scrub simultaneously with the cylindrical decks, increasing your productivity and cleaning efficiency, and eliminating the need for pre-sweeping.
- Receive ongoing support from Nilfisk Service, training programs, and online tools to maximize the long-term value of your investment

The SC4000 is a high-productivity, commercial ride-on scrubber dryer perfect for cleaning both large, open spaces as well as small. With a more compact-design it is easy to maneuver in narrow spaces, and able to pass through standard-sized doorways.



TECHNICAL DATA	SC4000 710D / SC4000 710D HP	SC4000 710C / SC4000 710C HP	SC4000 810C / SC4000 810C HP	SC4000 860D / SC4000 860D HP
Voltage (V)	36	36	36	36
Solution/recovery tank (l)	125/125	125/125	125/125	125/125
Brush pressure (kg)	52/75/100	42/59/76	42/59/76	52/75/100
Max. theoretical productivity	4970/5713	4970/5713	5670/6518	6020/6920
Debris hopper volume	-	8.1 L	8.1 L	-
Max. transport speed - manual Fwd.(km/h)	7.0/8.0	7.0/8.0	7.0/8.0	7.0/8.0
Max transport speed - manual rev.(km/h)	4.8	4.8	4.8	4.8
Cleaning width (mm)	710	710	810	860
Min. aisle turn (cm)	166.3	166.3	174	174
Dimensions, L x W x H (cm)	159x79.2x146	159x79.2x146	159x92.8x146	159x92x146
Gross weight (gvw) (kg)	754	758	763	759
FEATURES				
SmartKey system	•	•	•	•
One-Touch™ Button	•	•	•	•
Speed limiter	•	•	•	•
Adjustable seat	•	•	•	•
Debris tray		•	•	
Squeezable drain hose with flow control	•	•	•	•
Click on-off brush	•			•
Fits through standard doorway	•	•		
STANDARD EQUIPMENT				
CYL SIDE BLADE KIT-LINATEX		56120345	56120345	
SQUEEGEE BLADE KIT 28-LINATEX-M	56120334	56120334		
SQUEEGEE BLADE KIT 34 -LINATEX-L			56120338	56120338
DISC/REV SIDE BLADE KIT-LINAT	56120341	56120341		56120341
SMART KEY-SUPERVISOR	56116519	56116519	56116519	56116519
SMART KEY-USER	56116518	56116518	56116518	56116518
VACUUM KIT-HIGH POWER	56120261	56120261	56120261	56120261
ITEM NO.	56120004 / 56120402	56120003 / 56120401	56120006 / 56120403	56120007 / 56120404

SC5000 – Ride-on scrubber/dryers



Faster, smarter, easier floorcare

- Best-in-class turning radius in a profile narrow enough for any corner or aisle
- SmartFlow™ adjusts detergent and water pressure according to speed
- Sealed cylindrical brush protects moving parts for up to 4x greater lifespan
- SmartKey and SupervisorKey settings for user- and environment-specific performance customization
- Maximum operator safety and productivity with clear sightlines and full functionality control via steering wheel

A compact, highly maneuverable scrubber that combines intuitive operation, exemplary performance, and leading resource-efficient technologies into a single package, the SC5000 allows operators to clean in spaces both large and small without disrupting business.



TECHNICAL DATA	SC5000 810C PKG	SC5000 860D PKG	SC5000 910C PKG
Voltage (V)	36	36	36
Sound pressure level at 1.5 m (dB(A) ISO 3744)	63	61	63
Min. aisle turn (cm)	168	168	168
Scrubbing width (mm)	80.3	84.3	90.5
Solution/recovery tank (l)	140/147	140/147	140/147
Brush/pad diameter (mm)	-	43.2	-
Brush quantity and type	2 Cylindrical	2 Disc	2 Cylindrical
Brush speed (RPM)	776.5	250	776.5
Max. speed (km/h)	8	8	8
Length x width x height (mm)	1590x950x1460	1590x950x1460	1590x1050x1460
Gross weight (gvw) (kg)	850	848	855
FEATURES			
Adjustable steering and seat	•	•	•
Back up warning alarm	•	•	•
Click on-off brush		•	
SmartKey system	•	•	•
One-Touch™ Button	•	•	•
SmartFlow system	•	•	•
Speed limiter	•	•	•
STANDARD EQUIPMENT			
SQUEEGEE BLADE KIT-LINATEX J	56116704	56116704	56116704
SIDE BLADE KIT-LINATEX		56116706	
SMART KEY-SUPERVISOR	56116519	56116519	56116519
SMART KEY-USER	56116518	56116518	56116518
ITEM NO.	56117807	56117805	56117808

SC6000 – Ride-on scrubber/dryers



Efficient large area cleaning

- Intermittent SmartFlow™ lever integrated into steering wheel: Reduces water flow on the deck, preventing splashes during turns
- Speed limiter function reduces operator fatigue during cleaning especially when navigating around obstacles
- Available in 3 different versions: 86 cm or 105 cm dual discs deck or 91 cm dual cylindrical brushes deck
- Consistent cleaning: Designed for different types of surfaces, from smooth to tiles floors
- Best in class drying performance thanks to the optional dual turbine
- Reliable and rugged construction in compact dimensions
- Fully protected scrub deck and side skirts using rugged steel doors with rollers to minimize the risk of machine or facility damage
- SmartKey™ system with two different levels of access, (super user and user keys)
- OLED display visible in even bright light conditions and from all viewing angles
- No tools are needed to replace/change or inspect the main components of the machine: Brushes, squeegee and blades
- Click-on disc scrub brush system for simple one-touch installation of brushes or pad holders

The Nilfisk SC6000 is a next generation ride-on scrubber dryer with the size, speed, and technology to clean large indoor areas – at an extremely low Total Cost of Ownership.

Available in 3 different versions, SC6000 will be the ideal solution for many companies, industries, and cleaning contractors dealing with large indoor areas such as production sites, warehouses, supermarkets, airports, parking garages and other logistical centers.



TECHNICAL DATA	SC6000 1050D	SC6000 860D	SC6000 910C
Voltage (V)	36	36	36
Rated power (W)	2700	2500	2700
Sound pressure level at 1.5 m (dB(A) ISO 3744)	69	69	69
Productivity theoretical/actual (m ² /h)	9450/6620	7740/5420	8190/5730
Scrubbing width (mm)	1016	863	914
Solution/recovery tank (l)	190/190	190/190	190/190
Brush/pad diameter (mm)	508	430	180
Brush quantity and type	2 Disc	2 Disc	2 Cylindrical
Brush speed (RPM)	250	250	760
Brush pressure (kg)	up to 135	up to 135	up to 90
Length x width x height (mm)	1780x1170x1580	1780x990x1580	1780x1170x1580
Squeegee width (mm)	1230	1090	1230
Gross weight (gvw) (kg)	1070	1070	1075
FEATURES			
Diagnostic system	•	•	•
Click on-off brush	•	•	
Debris tray	•	•	•
Ecoflex prepared	•	•	•
SmartKey system	•	•	•
Speed limiter	•	•	•
TrackClean ready	•	•	•
STANDARD EQUIPMENT			
ARM REST KIT-R/H ONLY	56383189	56383189	56383189
BACK-UP ALARM KIT	56116351	56116351	56116351
BEACON KIT	56116352	56116352	56116352
SEAT KIT-STANDARD	56116600	56116600	56116600
SMART KEY-SUPERVISOR	56116519	56116519	56116519
SMART KEY-USER	56116518	56116518	56116518
SQUEEGEE BLADE KIT-LINATEX J		56116704	
SQUEEGEE BLADE KIT- LINATEX K	56116705		56116705
SIDE BLADE KIT-LINATEX	56116706	56116706	56116706
ITEM NO.	56116004	56116005	56116003

SC6500 – Ride-on scrubber/dryers



Your reliable choice for large area cleaning

- Scrubbing width of up to 1300 mm ensuring high productivity
- Water tank capacity of 265 liters enables the operator to work for 1.5 hours before refilling.
- High brush pressure, and effective drying enabled by a powerful vacuum motor
- AC traction unit reduces the total cost of ownership since the motor is maintenance free and has a high-quality gearbox
- Low noise level which enables work in noise sensitive areas and during the night
- OneTouch™ control makes the driving and controlling the SC6500 easy
- Ecoflex™ system is reducing cost by saving water and detergent which is essential when cleaning large areas

Nilfisk SC6500 is a highly productive machine for scrubbing and drying of large floor and indoor areas. It offers the best cleaning performance in its class, including the unique Ecoflex-system. Being easy to use for the staff – even for hard cleaning tasks – the SC6500 is ideal for big supermarkets, warehouses, airports, parking areas, food industries and heavy industries.



TECHNICAL DATA	SC6500 1100C	SC6500 1100D	SC6500 1300C	SC6500 1300D
Voltage (V)	36	36	36	36
Productivity theoretical/actual (m ² /h)	9000/6300	9000/6300	11700/8190	11700/8190
Scrubbing width (mm)	1000	1000	1300	1300
Solution/recovery tank (l)	265/265	265/265	265/265	265/265
Brush/pad diameter (mm)	-	510/508	-	430/432
Brush quantity and type	2 Cylindrical	2 Disc	2 Cylindrical	3 Disc
Brush speed (RPM)	630	240	630	225
Brush pressure (kg)	38/54/90	43/90/145	38/54/90	43/90/145
Max. speed (km/h)	9	9	9	9
Length x width x height (mm)	1870x1210x1480	1870x1080x1480	1870x1410x1480	1870x1330x1480
Gross weight (gvw) (kg)	1508	1460	1547	1506
FEATURES				
Back up warning alarm	•	•	•	•
Blades can be used on 4 edges	•	•	•	•
Disc deck		•		•
Cylindrical deck	•		•	
Ecoflex prepared	•	•	•	•
Break-away squeegee clips	•	•	•	•
Squeegee	•	•	•	•
STANDARD EQUIPMENT				
SIDE BROOM	56413056		56413056	
LEFT SIDE BROOM ASSEMBLY	56413039		56413039	
RIGHT SIDE BROOM ASSEMBLY	56413040		56413040	
BLADE KIT-DISC LINATEX				56413770
BLADE KIT-DISC LINATEX 40		56413768		
SKIRT-BLADE-SIDE-LINATEX	56413654		56413654	
BLADE KIT-SQEE LINATEX F	56413762	56413762		
BLADE KIT-LINATEX SQUEEGEE H			56413766	56413766
ITEM NO.	56414023	56414022	56414025	56414024

SC8000 – Ride-on scrubber/dryers



Ensuring you productive and powerful cleaning with green scope

- The widest counter rotating dual cylindrical scrub deck in its class increasing the efficiency.
- Time-saving high volume tanks of 380 litres to enable cleaning of more than 9.200 m² without refill.
- Safe and easy operation with One-Touch™ control panel, front steering system and clear-View™ design providing an excellent view of the floor.
- Environmental friendly for both operator and surroundings with DustGuard™ misting system improving the dust free cleaning.
- Kubota powered engine means superior reliability with gear driven valve train.
- Reduced maintenance costs as there is no downtime due to repair of belts or chains on the engine.
- Ecoflex system guiding the user to a greener and more cost-effective cleaning mode, limiting the use of water and detergent.

SC8000 offers a more productive, powerful, and greener solution for scrubbing and wet sweeping of large areas – carried out in the most resource-saving and cost-effective way.



TECHNICAL DATA	SC8000 1300 LPG	SC8000 1600 LPG
Sound pressure level at 1.5 m (dB(A) ISO 3744)	84	84
Productivity theoretical/actual (m ² /h)	15860/11100	19760/13830
Scrubbing width (mm)	1220	1520
Solution/recovery tank (l)	380/380	380/380
Brush/pad diameter (mm)	280x1220	280x1220
Brush quantity and type	2 Cylindrical	2 Cylindrical
Brush speed (RPM)	470	470
Brush pressure (kg)	55/110/180	55/110/180
Max. speed (km/h)	13	13
Length x width x height (mm)	2540x1420x1470	2540x1670x1470
Squeegee width (mm)	1520	1520
Gross weight (gvw) (kg)	1730	1834
FEATURES		
Tip out recovery tank	•	•
Automatic squeegee lift in reverse	•	•
Cylindrical deck: 2 brushes	•	•
Misting system	•	
Dual sweep units	•	•
Right scrub unit		•
Squeegee	•	•
STANDARD EQUIPMENT		
BROOM POLY SIDE	56462252	
BACK UP ALARM KIT	56305519	56305519
LEFT SIDE BROOM WITH MISTING K		56111670
KIT WARNING BEACON	56110907	56110907
BLADE KIT MAIN SCRUB-LINATEX	56111206	56111206
BLADE KIT-RT SCRUB-LINATEX		56111635
BLADE KIT-SQGEE-LINATEX-H	56111650	56111650
BLADE-SQGEE-LINATEX-RR-H	56413642	56413642
ITEM NO.	56108124	56108126

CS7010 – Ride-on combination



Hybrid and ePower combi machines

- ClearView™ sightlines and automatic speed reduction in turns for safer operation
- Tools-free tilt-out/lift-off recovery tank with integrated SmartFlow™
- Available with patented DustGuard™ airborne dust suppression technology
- High-capacity 285 liter front dry sweeper debris hopper with high-lift system
- Standard dual side brooms sweep entire squeegee path to minimize fouling
- Hybrid combination machine. Fuel less consumption, less. High running time on battery variant
- Retractable offset deck and breakaway squeegee. Generation filtration system, variable filter shaking
- OneTouch™, MaxAccess, NoTools™. More efficient service, extreme commonality among platforms.
- Hybrid technology and Ecoflex™
- Heated water, High pressure washer

GREENER, CLEANER, SMARTER.

CS7010 reinvents an entire class of equipment by reducing total cost of ownership, including operation, labor and maintenance, while effectively increasing fuel economy and runtime efficiency. Now the most economical solution is also the most ecological.



TECHNICAL DATA	CS7010 1200B	CS7010 1200D HYBRID	CS7010 1200LPG HYBRID	CS7010 1200 PETROL HYBRID
Motor power source	-	D1305, 3 cyl, 29 Hp (21.7 kW)	WG972, 3 cyl, 30 Hp (22 kW)	
Max. speed (km/h)	8.9	8.9	8.9	8.9
Productivity theoretical/actual (m²/h)	11080/7756	11080/7756	11080/7756	11080/7756
Sweeping width (mm)	1540	1540	1540	1540
Scrubbing width (mm)	1245	1245	1245	1245
Min. turn-around aisle width (cm)	259/264	259/264	259/264	259/264
Solution/recovery tank (l)	284	284	284	284
Hopper volume (l)	198	198	198	198
Max. climbing rate (%)	17.6	17.6	17.6	17.6
Length x width x height (mm)	2620x1650x1500	2620x1650x1500	2620x1650x1500	2620x1650x1500
Gross weight (gvw) (kg)	2593	2058	2121	2058
FEATURES				
Diagnostic system	•	•	•	•
Direct throw sweeping	•	•	•	•
Wet sweep by-pass	•	•	•	•
Ecoflex prepared	•	•	•	•
Multi-frequency filter shaker	•	•	•	•
Break away Squeegee	•	•	•	•
Scrubbing and sweeping	•	•	•	•
STANDARD EQUIPMENT				
FILTER-RECTANGULAR SYNTHETIC	56510354	56510354	56510354	56510354
BROOM-SIDE POLY	56510707	56510707	56510707	56510707
ARM REST KIT-R/H ONLY	56383189	56383189	56383189	56383189
BACK-UP ALARM KIT	56511843	56511843	56511843	56511843
FLOOR MAT KIT	56509994	56509994	56509994	56509994
WARNING BEACON KIT	56511851	56511851	56511851	56511851
BROOM MAIN 310X900 SPIRAL 6R MIX STEEL	33018858	33018858	33018858	33018858
BLADE KIT-DECK-LINATEX	56510374	56510374	56510374	56510374
BLADE KIT-SQGEE-LINATEX	56510371	56510371	56510371	56510371
ITEM NO.	56511816	56511815	56511821	56511818

Overview of accessories




Cylindrical brush

For uneven floors, such as ceramics anti-slip floors (various models are available)



Brush

Used on uneven floors when debris collection is not needed (various models are available)



Pad holder

Used for pads



PADS

Various pads are available
Black & brown: Heavy-duty
Green & blue: Medium-duty
Red: Light-duty



Splash guard kit

Prevents the water from splashing on to the brush deck. Enables the squeegee to recollect all water



Beacon kit

Used on a ride-on scrubber/dryer particularly in industry to warn about the presence of the machine



Kit, vacuum motor

Allows squeegee better suction. Particularly useful when 100% recollection of water is needed



Kit, grammer seat

Better comfort to the operator



Onboard filling hose

Makes it easy to refill the machine anywhere



Blades

Various squeegee blade materials are available depending on the application and on the duty; gum, red gum and polyurethane



Wand kit

Allows the operator to clean difficult to reach areas




On board charger



Ecoflex chemical kit

Ecoflex allows full control of the detergent to be used, less risk of damaging the floors due to overdosage, flexibility in the detergent selection (available for traction scrubber dryes and combi machines)

Overview of accessories



Panel filter

The panel filter function is to control the dust in the hopper, it is water resistant as standard



Side broom

The side broom function is to sweep the dirt and debris away from the kerbs, walls, pallets etc. into the path of the main broom



Main broom

The main broom has an effective cleaning action to pick-up debris (industry)



Scrub brush

We provide brushes and pad holders that will give you the best possible cleaning performance



Heated water and high pressure washer options

(CS7000 only) – Improve cleaning efficiency and flexibility



Overhead guard

Protects the operator, recommended especially in industrial application



Cleaning out kit

Allows a better cleaning/access to the recovery tank



Tower bumper kit

Protects the corners of the machine



Charger

Can charge both wet and maintenance free batteries



Charger plugs



High frequency charger

Can charge both wet and maintenance free batteries

The charger comes in different sizes depending on the size of battery for which it is intended



SW200 / SW250 – Manual sweepers



Push your cleaning to a new level

- Direct-throw system to ensure excellent sweeping performance
- Capacity for long time cleaning: 38-litre hopper, which can be kept open for disposal of big items, emptying of garbage bins, etc.
- Easy to maneuver: Large non-marking wheels make pushing and steering simple for the user
- Handles dust well: Built-in filter for improved dust control and user comfort
- Solid and suited for outdoor use: Rugged corrosion proof frame
- Virtually service free: Simple mechanical construction with gear and belt drive. No motor or battery
- The handle can be adjusted to fit the operator height (3 positions)
- The hopper remains in place even when the sweeper is stored in an upright position or hung on the wall

Keeping your premises in good and inviting condition for customers and employees has never been easier. The Nilfisk walk-behind sweeper, available in model SW200 and SW250, offers an impressive performance in outdoor spaces as well as indoor floors. Compared to a manual broom, it will pick up and remove dust, dirt, sand, nails, bolts, cigarettes, etc. up to 6 times faster.



TECHNICAL DATA

	SW200	SW250
Productivity 1 side broom theoretical/actual (m ² /h)	2800/1400	2800/1400
Productivity 2 side brooms theoretical/actual (m ² /h)	-	3680/1840
Working width with right side broom (mm)	700	700
Working width with 2 side brooms (mm)	-	920
Hopper volume (l)	38	38
FEATURES		
Two side brooms		•
Adjustable handle	•	•
Soft handle	•	•
Ergonomic handle	•	•
Folding handle	•	•
STANDARD EQUIPMENT		
FILTER	VP11902	VP11902
SIDE BROOM	VP11406	VP11406
MAIN BROOM	VP11211	VP11211
ITEM NO.	50000493	50000494

SW750 – Walk-behind sweepers



Quiet and easy cleaning helps you achieve maximum productivity

- Theoretic productivity of 2.880 m² per hour
- Very low noise level allows sweeping in noise sensitive areas
- Standard delivered with battery and onboard charger.
- Provides up to 2 hours run time on hard floors (approximately 6.000 m²).
- Optional battery increases running time to 3.5 hours
- Main and side brooms are adjustable
- Can be used both in and outdoors, washable polyester filter and filter shaker is standard

This battery powered, truly versatile sweeper can go anywhere and be used for cleaning everything from retail areas to gas stations. With the carpet kit, it can even clean soft floors.



TECHNICAL DATA

	SW750	SW750 w/o battery
Motor power source	Battery 12V	Battery 12V
Max. speed (km/h)	4	4
Productivity 1 side broom theoretical/actual (m ² /h)	2880/1730	2880/1730
Productivity 2 side brooms theoretical/actual (m ² /h)	-	-
Working width with right side broom (mm)	720	720
Working width with 2 side brooms (mm)	-	-
Sound pressure level (dB(A))	59	59
Hopper volume (l)	60	60
Max. dumping height (cm)	-	-
Max. climbing rate (%)	20	20
Length x width x height (mm)	998x800x1100	998x800x1100
Operating weight (kg)	68	68
FEATURES		
LED battery meter	•	•
Compact design	•	•
Direct throw sweeping	•	•
Non marking traction wheels	•	•
Adjustable handle	•	•
Manual filter shaker	•	•
STANDARD EQUIPMENT		
FILTER POLYESTER KIT	1463161000	1463161000
BROOM SIDE 109X315 PPL 0.5	146 3035 000	146 3035 000
BROOM MAIN 200X500 CHEVRON 6R PPL 0.7	1463174000	1463174000
BATTERY 12V 49AH AGM MONOBLOC	1464483000	
CHARGER BATT. ON BOARD 12V 6A 100-230V	146 3051 000	146 3051 000
ITEM NO.	908 4701 010	9084708010

SW900 – Walk-behind sweepers



SW900 will offer you higher cleaning performance and productivity

- All controls can be overviewed and reached from operator position
- More comfortable to maneuver with ergonomic handlebar
- Easier to adjust speed: Traction lever integrated in handlebar
- The hopper, holding 60 litre, easy to pull off sweeper
- Side broom control on handlebar
- Automatic on/off when side broom is lowered/raised
- Quicker and more effective cleaning of filter: Electric shaker system

SW900 walk-behind sweeper for both indoor and outdoor use offers dust free removal of dry debris. It will increase your everyday productivity through new valuable benefits: Total control from operator position, improved ergonomics with hopper on wheels, and higher cleaning performance.



TECHNICAL DATA	SW900 B	SW900 P
Motor power source	Battery	Petrol
Max. speed (km/h)	4.5	4.5
Productivity 1 side broom theoretical/actual (m ² /h)	3715/2230	3715/2230
Productivity 2 side brooms theoretical/actual (m ² /h)	4725/2835	4725/2835
Working width with right side broom (mm)	825	825
Working width with 2 side brooms (mm)	1050	1050
Sound pressure level (dB(A))	70	78
Hopper volume (l)	60	60
Max. climbing rate (%)	20	20
Length x width x height (mm)	1390x870x1100	1390x870x1100
Operating weight (kg)	143	88.5
FEATURES		
Dust collection	•	•
Electrical filter shaker	•	•
Battery version	•	
Battery Meter	•	
Petrol version		•
Wet sweep by-pass	•	•
Onboard charger	•	
STANDARD EQUIPMENT		
FILTER POLYESTER	1464691000	1464691000
BROOM SIDE 109X315 PPL 0.5	146 3035 000	146 3035 000
COUNTER HOUR 24V KIT	9096951000	9096951000
FILTER SHAKER ELECTRIC KIT	1467677000	1467677000
BROOM MAIN 265X600 CHEVR. 6R PPL 0.5-0.8	1465215000	1465215000
CHARGER BATT. ON BOARD 12V 25A SIP	1466519000	
ITEM NO.	9084110010	908411010

SR1000S – Ride-on sweepers w/manual dump



You get the job done quickly, discreetly and efficiently

- Theoretical productivity rate of 5,500 m² per hour
- It turns in less than 2 meter, 3 m² of panel filter, 50 l of hopper capacity with a climbing ability up to 16%, and other top performance features
- Top safety features include emergency stop button, hood intralock switch and safety seat switch
- SR1000S can also clean carpet areas, using the optional carpet kit

SR1000S works fast, is very compact and manoeuvrable. Comes in either a battery or petrol version for indoor or outdoor work and is durable to withstand tough working conditions. Recommended for loading bays, station platform or warehouses with narrow aisles.



TECHNICAL DATA

	SR1000S B w/left side broom	SR1000S P w/left side broom
Motor power source	Battery 24V	Petrol, 2.2kW/2.9Hp
Max. speed (km/h)	5.5	5.5
Productivity 1 side broom theoretical/actual (m ² /h)	-	-
Productivity 2 side brooms theoretical/actual (m ² /h)	5500/3850	5500/3850
Working width with right side broom (mm)	-	-
Working width with 2 side brooms (mm)	1000	1000
Sound pressure level (dB(A))	71.6	77
Hopper volume (l)	50	50
Max. dumping height (cm)	-	-
Max. climbing rate (%)	20	20
Length x width x height (mm)	1255x795x1155	1255x795x1155
Operating weight (kg)	224	203
FEATURES		
Flap lifting device	•	•
Adjustable steering and seat	•	•
Electrical filter shaker	•	•
Hopper with wheels and handle	•	•
Key switch	•	•
Parking brake	•	•
Two side brooms	•	•
STANDARD EQUIPMENT		
FILTER PAPER	146 1888 000	146 1888 000
BROOM SIDE 180X350 NYLON	146 0678 000	146 0678 000
BROOM MAIN 265X600 CHEVRON 6R PPL 0.7	146 0748 000	146 0748 000
ITEM NO.	908 4201 010	908 4205 010

SR1101 – Ride-on sweepers w/manual dump



Ensures you economical and productive cleaning

- Battery version offers up to 5 hours of running time
- Climbing rate up to 20%
- A large flap and 70 l of hopper to easy collect dirt and large debris
- 4,3 m² of filter for an optimal dust control
- Strong polyethylene construction plus steel frame; with robust solutions to avoid sources of malfunctions and minimise service
- Theoretical productivity of 4900 m² per hour with the optional left side broom
- The standard version is delivered with 1 main broom, 1 right side broom and 1 paper filter

The vast majority of ride-on professional sweeping jobs demand a machine that is compact, manoeuvrable and reliable. SR1101 represents simplicity and robustness in its most sophisticated form. Recommended for factory warehouses, car parks and outside areas such as parks and gardens.



TECHNICAL DATA	SR1101 B	SR1101 P
Motor power source	Battery 24V	Petrol 2.9kW/3.9Hp
Max. speed (km/h)	5	5
Productivity 1 side broom theoretical/actual (m ² /h)	4900/3430	4900/3430
Productivity 2 side brooms theoretical/actual (m ² /h)	6300/4410	6300/4410
Working width with right side broom (mm)	980	980
Working width with 2 side brooms (mm)	1260	1260
Sound pressure level (dB(A))	63.8	78.3
Hopper volume (l)	70	70
Max. dumping height (cm)	-	-
Max. climbing rate (%)	20	20
Length x width x height (mm)	1480x930x1220	1480x930x1220
Operating weight (kg)	465	392
FEATURES		
Flap lifting device	•	•
Electrical filter shaker	•	•
Back up warning alarm	•	•
Low dump	•	•
Wet sweep by-pass	•	•
Forward & backward pedel	•	•
STANDARD EQUIPMENT		
FILTER PAPER PANEL	1463523000	1463523000
BROOM SIDE 180X400 MIX STEEL	1466140000	1466140000
BROOM MAIN 300X700 CHEVR. 6R PPL 0.5-0.7	145 4879 000	145 4879 000
ITEM NO.	9084310010	9084312010

SW4000 – Ride-on sweepers w/hydraulic dump



One Touch sweeping minimising your operational costs

- One Touch Sweeping makes it easy to operate SW4000 since all functions – main broom, side brooms, vacuum fan and the optional DustGuard are activated and terminated simultaneously
- SW4000 is also gentle to the environment with minimized energy consumption, recyclable materials, dust control and low noise level
- The retractable, spring loaded side brooms, spring away on impacts, which means that they do not break or damage the inventory they touch
- The optional DustGuard™ misting system adds to the dust free sweeping improving the environment for operator as well as the surroundings
- The high hydraulic dump ensures safe handling and fast dumping increasing the high productivity level and reliability of SW4000
- All systems are controlled by the motion pedal, it saves power and broom wear and since all moving parts are run by electric motors they only consume energy when running
- The comfortable operator compartment is easy to access, has adjustable seat and the retractable hopper can be closed from the compartment

SW4000 is a ride-on sweeper with high dump designed for maximum performance, reliability, minimizing downtime and your operational costs. It is the obvious choice for industry and manufacturing, warehouses, distribution centers, school yards, shopping malls, parking lots, sport centers, recycling facilities, multi-storey car parks and more. It is equally suitable for outdoors as indoors cleaning depending on selected power source, battery, LPG or petrol (only outdoors).



TECHNICAL DATA	SW4000 B	SW4000 P
Motor power source	Battery 24V	Petrol Honda 4.1 kW
Max. speed (km/h)	7	7
Productivity 1 side broom theoretical/actual (m ² /h)	6825/4780	6825/4780
Productivity 2 side brooms theoretical/actual (m ² /h)	8750/6125	8750/6125
Working width with right side broom (mm)	975	975
Working width with 2 side brooms (mm)	1250	1250
Sound pressure level (dB(A))	65	75
Hopper volume (l)	75	75
Max. dumping height (cm)	150	150
Max. climbing rate (%)	20	20
Length x width x height (mm)	1640x1035x1330	1640x1035x1330
Operating weight (kg)	824	594
FEATURES		
Flap lifting device	•	•
Electrical filter shaker	•	•
Hour Meter	•	•
Battery Meter	•	
Variable high dump system	•	•
Wet sweep by-pass	•	•
STANDARD EQUIPMENT		
FILTER PANEL POLYESTER ULTRA WEB	1464839000	1464839000
BROOM SIDE 280X450 MIX STEEL	1465318000	1465318000
MAT FLOOR KIT	1464957000	1464957000
BEACON KIT	1464948000	1464948000
BROOM MAIN 340X700 CHEVRON 6R PPL 0.8	1463913000	1463913000
ITEM NO.	9084400010	9084401010

SW5500 – Ride-on sweepers w/hydraulic dump



SW5500 – the real Industrial Hybrid powered sweeper in the industry

- 25–30% increased sweeping performance with a worn main broom versus traditional sweeping system
- 30% increased hopper filling gives higher productivity as less time is spent dumping the debris
- The first real hybrid industrial sweeper on the market: flexible cleaning, low emissions and low noise
- Main broom adjustment easy to check by pushing a button
- All sweeping functions activated by OneTouch™ button and pressing the drive pedal
- All functions automatically stop when not driving to reduce consumptions
- High quality components and assembly
- Automatic speed reduction in tight curves and operating the hopper
- Warning alarm and reduced hopper lifting speed on slopes
- DustGuard™ system to reduce dust created by the side brooms
- Parallelogram concept on side broom for better and consistent sweeping performance
- Climb 20% on ramp/slopes while sweeping

The SW5500 offers a highly productive, comfortable and cost-effective way to sweep large floors and outdoor areas of dust and debris. A ride-on sweeper with the size and capacity to speed up your cleaning. Daily benefits like creating a safer environment and lowering the total costs of ownership make this machine an attractive choice for contract cleaners, industrial sites and factories, warehouses, distribution centers, sports arenas, parking lots of large retail stores or shopping malls, multi-store car parks, etc.



TECHNICAL DATA

	SW5500 B	SW5500 D
Motor power source	Battery 24V	Diesel, Yanmar 4.1 kW
Max. speed (km/h)	9	10
Productivity 1 side broom theoretical/actual (m²/h)	10575/7405	11750/8225
Productivity 2 side brooms theoretical/actual (m²/h)	13500/9450	15000/10500
Working width with right side broom (mm)	1175	1175
Working width with 2 side brooms (mm)	1500	1500
Sound pressure level (dB(A))	68	85
Hopper volume (l)	150	150
Max. dumping height (cm)	165	165
Max. climbing rate (%)	20	20
Length x width x height (mm)	1875x1200x1565	1875x1200x1565
Operating weight (kg)	1101	838
FEATURES		
Charging indicator	•	
Multi-frequency filter shaker	•	•
Electric start		•
Overheat indicator		•
Main broom worn alarm	•	•
Timed multi-frequency filter shaker	•	•
STANDARD EQUIPMENT		
FILTER PANEL PAPER ULTRA WEB	1467174000	1467174000
BROOM SIDE 302X500 PPL 1.5 BLACK	1466670000	1466670000
BEACON KIT	1464948000	1464948000
BROOM MAIN 360X850 8R PPL 0.8	1465717000	1465717000
ITEM NO.	9084410010	9084412010

SR1601 – Ride-on sweepers w/hydraulic dump



Technically advanced sweeper that reduce your cleaning costs

- Excellent machine manoeuvrability thanks to the power steering (STD)
- Nilfisk DustGuard™ system completely controls airborne dust to reduce cleaning time
- Free floating main broom and fine tuning knob adjustment increases productivity and performance
- MaxAccess™ system provides fast and easy access to facilitate servicing
- The strong yet lightweight rotomoulded polyethylene covers and bumpers over a steel chassis provide automobile industry quality protection
- NoTools™ system speeds main broom and side broom changing cutting down on service time

SR1601 is claimed to be the most technically advanced sweeper in its category, with innovations that increase cleaning productivity whilst simplifying operating and servicing requirements. Designed for industrial applications such as heavily soiled factories, construction sites, parking etc.



TECHNICAL DATA	SR 1601	SR 1601 D	SR 1601 HD	SR 1601 LPG	SR 1601 MAXI	SR 1601 MAXI	SR 1601 MAXI
Motor power source	Battery 48V	Diesel, 3cyl. 16,3 kW	Diesel, 3cyl. 16,3 kW	LPG, 3cyl. 23.1kW/31HP	Diesel, 3cyl. 16,3 kW	Battery 48V	LPG, 3cyl. 23.1kW/31HP
Max. speed (km/h)	8	12	12	12	12	8	12
Productivity 1 side broom theoretical/actual (m ² /h)	10000/7000	15000/10500	15000/10500	15000/10500	10000/7000	10000/7000	10000/7000
Productivity 2 side brooms theoretical/actual (m ² /h)	12800/8960	19200/13440	19200/13440	19200/13440	19200/13440	12800/8960	19200/13440
Working width with right side broom (mm)	1250	1250	1250	1250	1250	1250	1250
Working width with 2 side brooms (mm)	1600	1600	1600	1600	1600	1600	1600
Sound pressure level (dB(A))	69.5	88	88	87	88	69.5	87
Hopper volume (l)	315	315	315	315	315	315	315
Max. dumping height (cm)	159	159	159	159	159	159	159
Max. climbing rate (%)	20	25	25	25	25	20	25
Length x width x height (mm)	2220x1320x1460	2220x1320x1460	2220x1320x1460	2220x1320x1460	2220x1320x1460	2220x1320x1460	2220x1320x1460
Operating weight (kg)	1295	1050	1268	1052	1070	1315	1072
FEATURES							
Left side broom ppl					•	•	•
Power steering	•	•	•	•	•	•	•
Adjustable steering					•	•	•
Misting system					•	•	•
Adjustable seat	•	•	•	•	•	•	•
STANDARD EQUIPMENT							
FLTR PANEL ULTRA-WEB CELLULOSE	8-24-04139-1	8-24-04139-1	8-24-04139-1	8-24-04139-1	8-24-04139-1	8-24-04139-1	8-24-04139-1
BROOM LEFT SIDE PPL KIT					33019173	33019173	33019173
BROOM SIDE 300X500 PPL 1.5	33021313	33021313	33021313	33021313	33021313	33021313	33021313
ARMREST RT SEAT KIT	33019556	33019556	33019556	33019556	33019556	33019556	33019556
HOPPER PROTECTION KIT			33021392				
PRE MISTING SYST. 12V KIT					33019175		33019175
PRE MISTING SYST. 48V KIT						33019377	
PULLEY D3 HT KUBOTA KIT			33020810				
STEERING ADJUSTABLE KIT					33019174	33019174	33019174
WHEELS FOAMED KIT		33022245	33022245	33022245	33022245		33022245
WHEELS SOLID KIT	33023020					33023020	
AMBER STROBE NO OHG	56507038	56507038	56507038	56507038	56507038	56507038	56507038
BROOM MAIN 310X900 CHEVRON 6R PPL 0.7	33018853	33018853		33018853	33018853	33018853	33018853
BROOM MAIN 310X900 CHEVRON 6R PPL 1.0			33021206				
HOPPER DUST FLAP KIT			33020372				
ITEM NO.	13300103	13300101	13300175	13300105	13300148	13300149	13300161

SW8000 – Ride-on sweepers w/hydraulic dump



Professional cleaning that wouldn't let you down – ever!

- The unique DustGuard™ feature with misting nozzles sprays a fine fog of moisture to the front and side brooms, effectively controlling airborne dust for a cleaner environment.
- The main broom 1.3 meter sweeping path is the widest in the industry, providing you better performance and faster cleaning.
- With side brooms the total cleaning width of SW8000 is 2 meters.
- The strong polyethylene covers offer a high driving protection and even absorbing bumps. At the same time, they are fully recyclable in line with Nilfisk's environmental awareness policy.

SW8000 puts you in the driver's seat of the most advanced and innovative industrial class ride-on sweepers. With its extraordinary 2 meters wide sweeping path, SW8000 lets you sweep and clean large areas, such as parking lots, warehouses and factory floors.



TECHNICAL DATA	SW8000 165D CAB HEATER	SW8000 165D CAB HEATER AC	SW8000 165LPG CAB HEATER	SW8000 165LPG CAB HEATER AC	SW8000 D	SW8000 LPG
Motor power source	Diesel	Diesel	LPG	LPG	Diesel	LPG
Max. speed (km/h)	15	15	15	15	15	15
Productivity 1 side broom theoretical/actual (m²/h)	23925/16750	23925/16750	23925/16750	23925/16750	23925/16750	23925/16750
Productivity 2 side brooms theoretical/actual (m²/h)	29000/20300	29000/20300	29000/20300	29000/20300	29000/20300	29000/20300
Working width with right side broom (mm)	1650	1650	1650	1650	1650	1650
Working width with 2 side brooms (mm)	2000	2000	2000	2000	2000	2000
Sound pressure level (dB(A))	82.8	82.8	80.6	80.6	82.8	80.6
Hopper volume (l)	400	400	400	400	400	400
Max. dumping height (cm)	152	152	152	152	152	152
Max. climbing rate (%)	20	20	20	20	20	20
Length x width x height (mm)	2410x1630x1500	2410x1630x1500	2410x1630x1500	2410x1630x1500	2410x1630x1500	2410x1630x1500
Operating weight (kg)	1593	1593	1585	1585	1435	1427
FEATURES						
Adjustable steering and seat	•	•	•	•	•	•
Fuel gauge	•	•	•	•	•	•
Headlights	•	•	•	•	•	•
Amber safety beacon	•	•	•	•	•	•
Ergonomic driver seat	•	•	•	•	•	•
Parking brake	•	•	•	•	•	•
Variable high dump system	•	•	•	•	•	•
STANDARD EQUIPMENT						
FLTR PANEL ULTRA-WEB CELLULOSE	8-24-04139-1	8-24-04139-1	8-24-04139-1	8-24-04139-1	8-24-04139-1	8-24-04139-1
SIDE BROOM POLY 41 DEGREES	56508498	56508498	56508498	56508498	56508498	56508498
ARM REST RH ONLY	7-03-04250	7-03-04250	7-03-04250	7-03-04250	7-03-04250	7-03-04250
BACK UP ALARM KIT	56507023	56507023	56507023	56507023	56507023	56507023
FOAM FILLED TIRE KIT	56507037	56507037	56507037	56507037	56507037	56507037
SWITCH KIT-OPERATOR PRESENCE	56107668	56107668	56107668	56107668	56107668	56107668
TILT STEERING OPTION	56107810	56107810	56107810	56107810	56107810	56107810
AMBER STROBE CAB	56508825	56508825	56508825	56508825		
AMBER STROBE NO OHG					56507038	56507038
MAIN BROOM PROEX-WIRE	56507424	56507424	56507424	56507424	56507424	56507424
ITEM NO.	56383691	56383690	56383693	56383692	56107513	56107512

Overview of accessories



main broom natural
For applications with fine dust, sensitive floors and carpet sweeping



Main broom steel+ppl
Popular for use to sweep both indoors and outdoors



headlight
Can be fitted to the front of the sweeper to improve visibility



Flashing beacon
Draws attention to the machine in its working environment



side broom protection
Protect the side brooms of the machine



On-board charger
For both Wet and Gel Batteries




NoN marking skirts
Skirts for sweeping on highly sensitive floors



Carpet kit
Non marking skirts, natural fibre main and side brooms, pre-filter. To be used in carpet sweeping applications



Brush, left side kit
Sweeps the dirt and debris into the path of the main broom. Enlarges the total sweeping path and consequently the productivity of the sweeper



filters
Paper filter: Works well in dry, high dust conditions
Polyester: Excellent in moist applications, can be washed, dried and re-used



Overhead guard
For additional operator safety, especially in warehouses and Industry

Overview of accessories



Main broom natural

Excellent material for dust control and sweeping fine debris, but has a relatively shorter wear life than other materials.



Main broom PPL + steel

Popular for use to sweep both indoors and outdoors



Main broom ppl

Superior pickup of sand, gravel and litter. Less aggressive on the floor compared to the PPL+STEEL



Solid, Super elastic tires

Can not puncture, mostly used in industry with metal chips or nails



Suspension seat

Comfortable seat with adjustable suspension based on operator's weight



Front corner guards

Protect the front of the machine



Litter vac

Suitable for cleaning hard to reach spots like dock plates, under steps or shelving etc.



DustGuard™ kit

To control air borne dust on the side broom/s



Working light front

The front and rear lights provide light on focused areas where the headlights do not reach



Working light rear



Overhead guard

For additional operator safety, especially in warehouses and industry



Raised air intake

Elevates engine air intake level. Used in very dusty applications

FM400 L – Low speed single discs



Silent cleaning and stripping of hard floor – you get the job done quickly and efficiently

- Price competitive: Nilfisk quality and performance for less money
- High performance: Powerful scrubbing and stripping in a smart construction
- Common design: Recognized Nilfisk design signals cost savings and easy handling
- Common accessories: No complexity and easy to operate
- Improved features: Cable hook for the operator, big wheels, easy cable storage, ergonomic handle and improved safety
- A complete range of optional accessories to suit specific tasks
- Also run at 230V/60hz

FM400 L machines have a 43 cm brush/pad diameter and it is designed for medium-duty usage, comfortable and fatigue free operation, effective results. Scrubbing and spray cleaning and stripping of hard floors are handled efficiently and quickly.



TECHNICAL DATA

FM400 L

Rated power (W)	1100
Sound pressure level at 1.5 m (dB(A) ISO 3744)	59
Brush/pad speed (RPM)	180
Brush torque (nm)	63
Brush/pad diameter (mm)	430
Cable length (m)	15
Height with handle vertical (mm)	1236
Height motorhousing (mm)	323
Handle vibration level (m/s ²)	<2.5
Length x width x height (mm)	572x445x1236
Weight (kg)	37
FEATURES	
Spray cleaning	•
Carpet shampooing	•
Sanding	•
Cable holder	•
Ergonomic handle	•
Integrated plug holder	•
Easy cable change	•
ITEM NO.	56380056

FM400 H – High speed single discs



High speed polishing and spray cleaning of hard floors ensuring you excellent results

- Price competitive: Nilfisk quality and performance for less money
- High performance: Fast and efficient with a low sound level
- Common design: Recognized Nilfisk design signals cost savings and easy handling
- Common accessories: No complexity and easy to operate
- Improved features: Cable hook for the operator, big wheels, easy cable storage, ergonomic handle and improved safety
- A complete range of optional accessories to suit specific tasks

Ideal for high-speed polishing and spray cleaning of hard floors. The balance is excellent and the solid aluminium construction provides durability and extended life.



TECHNICAL DATA

FM400 H

Rated power (W)	1500
Sound pressure level at 1.5 m (dB(A) ISO 3744)	61
Brush/pad speed (RPM)	410
Brush torque (nm)	36
Brush/pad diameter (mm)	430
Cable length (m)	15
Height with handle vertical (mm)	1236
Height motorhousing (mm)	323
Handle vibration level (m/s ²)	<2.5
Length x width x height (mm)	572x445x1236
Weight (kg)	40
FEATURES	
Cable holder	•
Click on-off brush	•
Offset brush	•
Ergonomic handle	•
High visibility cable	•
Integrated plug holder	•
Belt drive	•
ITEM NO.	56380058

FM400 D – Two speed single discs



Cost-effective maintenance of virtually all floors

- Price competitive: Nilfisk quality and performance for less money
- High performance: Powerful scrubbing or polishing
- Common design: Recognized Nilfisk design signals cost savings and easy handling
- Common accessories: No complexity and easy to operate
- Improved features: Cable hook for the operator, big wheels, easy cable storage, ergonomic handle and improved safety
- A complete range of optional accessories to suit specific tasks

FM400 D offers the choice of either 185 or 370 rpm for easy, efficient and cost-effective maintenance of virtually all floors. Built for standard and medium-duty use, this unit handles scrubbing as well as high-speed spray cleaning or polishing.



TECHNICAL DATA

FM400 D

Rated power (W)	1100/1500
Sound pressure level at 1.5 m (dB(A) ISO 3744)	61
Brush/pad speed (RPM)	185/370
Brush torque (nm)	58/40
Brush/pad diameter (mm)	430
Cable length (m)	15
Height with handle vertical (mm)	1236
Height motorhousing (mm)	323
Handle vibration level (m/s ²)	<2.5
Length x width x height (mm)	572x445x1236
Weight (kg)	40
FEATURES	
Carpet shampooing	•
Dual power	•
Offset brush	•
Ergonomic handle	•
High visibility cable	•
Integrated plug holder	•
Belt drive	•
ITEM NO.	56380061

BU500 – Electric cord burnishers



Ease of use and reliability at competitive price

- Price competitive: extremely competitive on prices against major competitors
- Ultra high speed to make perfect shining floors
- Common design: Nilfisk image to the Customer is improved, cost savings and complexity reduction
- Improved features: cable hook, plug holder, big wheels, safety, easy cable replacement, ergonomic handle

BU500 burnisher is a 1500rpm belt driven machine. Improved ergonomomy in use and transportation, thus adding special features as ergonomic handle, trip fuse, built-in padholder, 15m cable, robust construction.



TECHNICAL DATA

BU500

Protection class / IP protection	IPX0
Rated power (W)	1100
Sound pressure level at 1.5 m (dB(A) ISO 3744)	<70
Brush/pad diameter (mm)	510
Brush/pad pressure (g/cm ²)	10
Brush/pad speed (RPM)	1500
Brush torque (nm)	12
Cable length (m)	15
Height motorhousing (mm)	na
Height with handle vertical (mm)	1261
Length x width x height (mm)	824x566x1261
Weight (kg)	41

FEATURES

Cable holder	•
Ergonomic handle	•
Folding handle	•
High visibility cable	•
Easy cable change	•
Belt drive	•
Burnishing	•

ITEM NO.

56380063

BU800 – Battery walk-behind burnishers



For medium/large hard floors, nothing compares to this outstanding burnisher

- Simple controls and low profile design make operating the unit easier and safer
- Self-regulating pad pressure eliminates the need for adjustments and reduces operator errors
- The burnishing deck automatically lifts when the motor is turned off for better floor protection
- On board battery charger saves downtime and adds convenience
- Excellent active dust control with HEPA filtration optional for dust sensitive areas

BU800 represents the most technically advanced means of restoring and maintaining a high gloss shine on floors. The many features include easier-than-ever operation, added safety considerations, passive and (optional) active dust control.



TECHNICAL DATA

BU800

Protection class / IP protection	IPX4
Rated power (W)	1500
Sound pressure level at 1.5 m (dB(A) ISO 3744)	68
Brush/pad diameter (mm)	508
Brush/pad pressure (g/cm ²)	Automatic
Brush/pad speed (RPM)	1500
Length x width x height (mm)	1270x580x1050
Weight (kg)	79
FEATURES	
Dust collection	•
Non marking traction wheels	•
Pressure regulation	•
Floating deck	•
Ergonomic handle	•
STANDARD EQUIPMENT	
CHARGER BATTERY 36V 21A	41036A
ITEM NO.	56383526

Overview of accessories



Pad holders
Low speed
High speed
Flexi



5 brushes satellite system
Available with different bristles diameter and material (for 510 B/B3 only)



Natural fiber
For uneven and sensitive floors



Hard floor brush
For medium/heavy scrubbing



Heavy duty brush
For deep cleaning, difficult removal and stripping



Hard pads
Black: stripping
Brown: stripping
Blue: stripping/scrubbing



Soft pads
Orange Green: polishing high speed. Beige: polishing low speed. White: spray cleaning/polishing



Medium pads
Green: scrubbing
Red: soft scrubbing/ spray cleaning.



Foam generator
For carpet dry foam method



Dust skirt
To be applied together with vac unit (dry applications)



Spray bottle kit
For spray cleaning applications



Solution tank
For scrubbing applications



Vacuum kit
To be used in all applications where dust should be collected and/or controlled



ECO brilliance pads

ES300 – Portable self-contained carpet cleaners



Cleaning carpet spaces in a big way with the ES300

- Front mounted nozzle makes dumping faster and easier for the operator
- The removable, increased capacity recovery tank along with the stowable handle make dumping and refilling much simpler
- Ergonomic adjustable handle for easy operation – adjusts to the height of the operator
- A floating brush head adjusting automatically for better carpet contact and improved water recovery
- A larger tank with increased water capacity provides extended cleaning time and fewer refills
- Powerful vacuum motor for efficient removal of dirt and faster dry times
- Adjustable handle design for easy maneuverability in tight spaces
- Compact design makes storage and maintenance more convenient
- Quickly switch between cleaning modes
- Large wheels for easy maneuverability for up/down stairs

With the ES300 Nilfisk has entered a new era of carpet cleaning. This machine is ideal for cleaning your high and light traffic carpeted areas and not only remove dirt and water, but the machine also meets the highest standards to extend the life of your carpets. Besides its great productivity and cleaning performance ES300 is easy to operate.



TECHNICAL DATA

ES300 NILFISK

Rated power (W)	1824
Working width (mm)	410
Suction width (mm)	480
Pump pressure (bar/psi)	-/120
Brush speed (RPM)	1950
Brush motor (W)	249
Vacuum motor power (W)	1119
Sound pressure level at 1.5 m (dB(A) ISO 3744)	68
Solution/recovery tank (l)	34/26.5
Vacuum shoe width (cm)	48
Length x width x height (mm)	711x489x813
Gross weight (gvw) (kg)	46.3
FEATURES	
Adjustable handle	•
No tool brush removal	•
No tool vacuum shoe removal	•
Hard floor cleaning	•
Removable recovery lid	•
Ergonomic handle	•
Solution tank with easy drain system	•
STANDARD EQUIPMENT	
HAND TOOL/HOSES ASSEMBLY	56265767
BRUSH ASSEMBLY 16	56265044
ITEM NO.	56265503

Overview of accessories: carpet extractors



Hard floor squeegee kit



Carpet accessory kit

MC 2C – Compact mobile cold water



Ideal cold water cleaning for everyday tasks

- Powerful detergent application with universal foam sprayer – easy to use
- 4-in-1 nozzle ensures easy change between nozzles – always the right nozzle for almost all cleaning tasks and applications
- New hose-reel guide for an easy, one-handed rollup and protected hose storage
- Easier water-flow regulation for a quick adjustment according to the cleaning tasks
- Ergo 2000 spray gun and ergonomic accessory concept improve handling and reduce strain
- Easy transport and storage (wheels, telescopic handle, lifting bar)
- High-quality alloy pump head and automatic start/stop for a high wear resistance

The MC 2C range is destined for low intensity use and routine cleaning tasks. They offer excellent cleaning performance, professional spray equipment, good storage facilities and handling.



TECHNICAL DATA	MC 2C-120/520 T EU	MC 2C-120/520 XT EU	MC 2C-140/610 XT EU	MC 2C-150/650 XT EU	MC 2C-150/650 EU
Recommended avg. hours of use per day	1	1	1	1	1
Pump pressure (bar/MPa)	120/12	120/12	140/14	150/15	150/15
Cleaning impact (kg/force)	2.2	2.2	2.5	2.9	2.9
Water flow Qmax/Qiec (l/h)	520/470	520/470	610/540	650/570	650/570
Max. inlet temperature (°C)	60	60	60	60	60
Length x width x height (mm)	394x391x955	394x391x955	394x391x955	394x391x955	394x391x955
Weight (kg)	27.1	32.8	32.8	32.8	30.1
El cable (m)	5	5	5	5	5
Nozzle size	0340	0340	0340	0340	0340
Power consumption (kW)	2.3	2.3	2.9	3.3	3.3
Voltage/phase/frequency/current (V/~/HZ/A)	230/1/50/10	230/1/50/10	230/1/50/12.6	230/1/50/14.5	230/1/50/14.5
Pump (RPM)	2800	2800	2800	2800	2800
FEATURES					
Pistons/number of pistons	•	•	•	•	•
Automatic start/stop	•	•	•	•	•
Gun Holder	•	•	•	•	•
Cable hook turnable	•	•	•	•	•
Foam sprayer attachment	•	•	•	•	•
Detergent bottle 2,5l	•	•	•	•	•
Hose reel		•	•	•	
STANDARD EQUIPMENT					
GARDENA COMPATIBLE MALE 3/4" ACCESSORY	32541	32541	32541	32541	32541
HOSE DN6 10M 1W FOR P-2	126528620				126528620
HP-HOSE DN6 15M SWIVEL-3/8 F. HOSE REEL		101406176	101406176	101406176	
ERGO 2000 STANDARD W. HOSE SWIVEL	106403122	106403122	106403122	106403122	106403122
FLEXOPOWER PLUS BEND W/O NOZZLE					106402282
4-IN-1 LANCE INCL 0340 ALUMINUM HEAD	106408250	106408250	106408250	106408250	
TORNADO NOZZLE					101119735
ITEM NO.	128471352	128471354	128471350	128471359	128471358

MC 3C – Compact mobile cold water



Compact cold water high pressure washer with external FoamSprayer detergent system

- Powered by a 2800 rpm high-quality motor pump
- Brass pump head and three stainless steel pistons
- Pressure activated unloader system
- Pump oil tank with oil level sight and fill/empty function
- Easy opening and removing of cabinet for access to the pump
- Innovative holder protects Spray Gun from damage during storage and transport
- Turnable cable hook for easier removal and wind-up of power cable
- Robust design with larger 250 mm wheels optimizes transport over rough surfaces and steps
- Aluminum lifting bar

MC 3C is designed for light, general cleaning tasks and is the ideal choice for tradesmen, small building companies, small garages and farms. This range is equipped with a professional 2800 rpm motor pump unit with stainless steel pistons for light cleaning tasks, developed for low to medium intensity use.



TECHNICAL DATA	MC 3C-150/660	MC 3C-150/660 XT	MC 3C-160/770	MC 3C-170/820	MC 3C-170/820 XT
Recommended avg. hours of use per day	3	3	3	3	3
Pump pressure (bar/MPa)	150/15	150/15	160/16	170/17	170/17
Cleaning impact (kg/force)	3	3	3.6	4	4
Water flow Qmax/Qiec (l/h)	660/600	660/600	770/700	820/750	820/750
Max. inlet temperature (°C)	60	60	60	60	60
Length x width x height (mm)	382x382x1017	382x382x1017	382x382x1017	382x382x1017	382x382x1017
Weight (kg)	36	38	36	36	38
El cable (m)	5	5	5	5	5
Nozzle size	.0370	.0370	25045	.0435	.0435
Power consumption (kW)	3.5	3.5	4	4.4	4.4
Voltage/phase/frequency/current (V~/HZ/A)	230/1/50/15	230/1/50/15	400/3/50/7.1	400/3/50/7.4	400/3/50/7.4
FEATURES					
Hose reel		•			•
Hose storage holders	•		•	•	
Spray Gun Holder	•	•	•	•	•
Cable Hook, turnable	•	•	•	•	•
Lock for Hose Reel		•			•
Foam Sprayer	•	•		•	•
Detergent Canister 2.5 ltr	•	•		•	•
STANDARD EQUIPMENT					
ERGO COUPLING KIT	101119496		101119496	101119496	101119496
GARDENA COMPATIBLE MALE 3/4" ACCESSORY	106404529	106404529	106404529	106404529	106404529
10 M WIRE HOSE DN6	301002275		301002275	301002275	
HP-HOSE DN6X15M MC 3-4		107142542			107142542
HOSE REEL FOR MC 3-4		107145803			107145803
ERGO 2000 STANDARD W. HOSE SWIVEL	106403122	106403122	106403122	106403122	106403122
FLEXOPOWER PLUS 990 W/O NOZZLE BLUE	106408228			106408228	
UNIVERSAL PLUS LANCE 940 BEND W/O NOZZ			106403036		
4-IN-1 LANCE INCL 0370 ALUMINUM HEAD		106408252			
4-IN-1 LANCE INCL 0435 ALUMINUM HEAD					106408254
HP-NOZZLE 1/8-27NPT MEG 25045			107142579		
NOZZLE 0370 INDICATION RING BRONZE	101119737				
NOZZLE 0435 INDICATION RING BLUE				101119739	
DETERGENT TANK W. SEALING CAP - 2.5 LTR.	106403162	106403162		106403162	106403162
ITEM NO.	107146376	107146380	107146381	107146382	107146384

MC 4M – Medium mobile cold water



Mid range cold water high pressure washer with external FoamSprayer detergent system

- Powered by a 1450 rpm high-quality motor pump
- Brass pump head and three ceramic coated pistons
- Pressure activated unloader system
- Pump oil tank with oil level sight and fill/empty function
- Easy opening and removing of cabinet for access to the pump
- Innovative holder protects Spray Gun from damage during storage and transport
- Turnable cable hook for easier removal and wind-up of power cable
- Robust design with larger 250 mm wheels optimizes transport over rough surfaces and steps
- Aluminum lifting bar

MC 4M is designed for light, general cleaning tasks and is the ideal choice for tradesmen, small building companies, small garages and farms. This range is equipped with a professional 1450 rpm motor pump unit with ceramic coated pistons, developed for low to medium intensity use.



TECHNICAL DATA	MC 4M-140/620	MC 4M-160/620	MC 4M-160/620 XT	MC 4M-180/740	MC 4M-180/740 XT
Recommended avg. hours of use per day	4	4	4	4	4
Pump pressure (bar/MPa)	140/14	160/16	160/16	180/18	180/18
Cleaning impact (kg/force)	2.8	2.9	2.9	3.6	3.6
Water flow Qmax/Qiec (l/h)	620/580	620/560	620/560	740/660	740/660
Max. inlet temperature (°C)	60	60	60	60	60
Length x width x height (mm)	382x382x1017	382x382x1017	382x382x1017	382x382x1017	382x382x1017
Weight (kg)	39	39	41	40	42
El cable (m)	5	5	5	5	5
Nozzle size	25035	.0340	.0340	.0370	.0370
Power consumption (kW)	2.9	3	3	4	4
Voltage/phase/frequency/current (V~/HZ/A)	230/1/50/12.5	230/1/50/13.4	230/1/50/13.4	400/3/50/7.4	400/3/50/7.7
FEATURES					
Hose reel			•		•
Spray Gun Holder	•	•	•	•	•
Cable Hook, turnable	•	•	•	•	•
Lock for Hose Reel			•		•
Foam Sprayer		•	•	•	•
Detergent Canister 2.5 ltr		•	•	•	•
STANDARD EQUIPMENT					
BRACKET F. DETERGENT TANK 2.5L		107142505	107142505	107142505	107142505
ERGO COUPLING KIT	101119496	101119496	101119496	101119496	101119496
GARDENA COMPATIBLE MALE 3/4" ACCESSORY	106404529	106404529	106404529	106404529	106404529
10 M WIRE HOSE DN6	301002275	301002275		301002275	
HP-HOSE DN6X15M MC 3-4			107142542		107142542
HOSE REEL FOR MC 3-4			107145803		107145803
ERGO 2000 STANDARD W. HOSE SWIVEL	106403122	106403122	106403122	106403122	106403122
FLEXOPOWER PLUS 990 W/O NOZZLE BLUE		106408228		106408228	
UNIVERSAL PLUS LANCE 940 BEND W/O NOZZ	106403036				
4-IN-1 LANCE INCL 0340 ALUMINUM HEAD			106408250		
4-IN-1 LANCE INCL 0370 ALUMINUM HEAD					106408252
HP-NOZZLE 1/8-27NPT MEG 25035	107142577				
NOZZLE 0340 INDICATION RING VIOLET		101119735			
NOZZLE 0370 INDICATION RING BRONZE				101119737	
DETERGENT TANK W. SEALING CAP - 2.5 LTR.		106403162	106403162	106403162	106403162
HOLDER F. FOAM GUN		107142504	107142504	107142504	107142504
ITEM NO.	107146395	107146400	107146403	107146406	107146410

MC 5M PA-FA – Medium mobile cold water

Innovative and versatile mid range cold water high pressure washers



- Tough and sturdy design with 30 mm steel frame
- Optimal storage and transport with foldable handle and easy lifting points
- High mobility with large rear wheels and most models with front castor wheel or a foot
- Easy accessibility to pump, optimal service concept
- Ergonomic accessory concept
- 1450 rpm motor and 3 ceramic piston pump for intense use
- Ergonomic accessory concept

The MC 5M PA-FA mid range are the most versatile partners for demanding customers in agriculture, industry, construction and automotive. The MC 5M range succeeds in combining an unmatched level of mobility and ease of use with unbeatable robustness, optimal service and great storage features.



TECHNICAL DATA	MC 5M-180/840	MC 5M-180/840 XT	MC 5M-200/1000	MC 5M-200/1000 XT	MC 5M-200/1050
Recommended avg. hours of use per day	5	5	5	5	5
Pump pressure (bar/MPa)	180/18	180/18	200/20	200/20	200/20
Cleaning impact (kg/force)	4.1	4.1	5.3	5.3	5.6
Water flow Qmax/Qiec (l/h)	840/760	840/760	1000/940	1000/940	1050/960
Max. inlet temperature (°C)	60	60	60	60	60
Length x width x height (mm)	735x570x1020	890x570x1020	735x570x1020	890x570x1020	735x570x1020
Weight (kg)	66	72	71	76	73
El cable (m)	5	5	5	5	5
Nozzle size	.0400	.0400	.0500	.0500	.0500
Power consumption (kW)	4.8	4.8	6.1	6.1	6.1
Voltage/phase/frequency/current (V~/HZ/A)	400/3/50/8.5	400/3/50/8.5	400/3/50/11.4	400/3/50/11.4	400/3/50/11.4
FEATURES					
Detergent tank					•
Hose reel		•		•	
Parking brake					•
Automatic start/stop	•	•	•	•	•
2 x detergent injector					
Water flow regulation					•
1 x detergent injector					•
STANDARD EQUIPMENT					
ERGO COUPLING KIT	101119496	101119496	101119496	101119496	101119496
HOSE NOZZLE 20R3/4	61369	61369	61369	61369	61369
10 M WIRE HOSE DN6	301002275		301002275		
HP-HOSE DN6 15M 3/8-3/8 F. QUICK COUPL		101406175		101406175	
HOSE DN8 1 WIRE 10M W.ERGO FEMALE COUPL.					101405770
ERGO 2000 STANDARD W. HOSE SWIVEL	106403122	106403122	106403122	106403122	106403122
TORNADO PLUS 1120 BEND W/O NOZZLE					106403010
FLEXOPOWER PLUS 1120 W/O NOZZLE BLUE	106408227	106408227	106408227	106408227	
TURBOHAMMER PLUS 1115 STRAIGHT W12 0400		106403002			
TURBOHAMMER PLUS 1130 STRAIGHT W12 0500				106403003	
NOZZLE 0400 INDICATION RING METAL GREY	101119738	101119738			
NOZZLE 0500 INDICATION RING YELLOW			101119741	101119741	101119741
ITEM NO.	107146705	107146708	107146727	107146728	107146711

MC 5M PA-FA – Medium mobile cold water



Innovative and versatile mid range cold water high pressure washers

- Tough and sturdy design with 30 mm steel frame
- Optimal storage and transport with foldable handle and easy lifting points
- High mobility with large rear wheels and most models with front castor wheel or a foot
- Easy accessibility to pump, optimal service concept
- Ergonomic accessory concept
- 1450 rpm motor and 3 ceramic piston pump for intense use
- Ergonomic accessory concept

The MC 5M PA-FA mid range are the most versatile partners for demanding customers in agriculture, industry, construction and automotive. The MC 5M range succeeds in combining an unmatched level of mobility and ease of use with unbeatable robustness, optimal service and great storage features.



TECHNICAL DATA	MC 5M-200/1050 FA	MC 5M-200/1050 XT	MC 5M-220/1130	MC 5M-220/1130 FA	MC 5M-220/1130 XT
Recommended avg. hours of use per day	5	5	5	5	5
Pump pressure (bar/MPa)	200/20	200/20	220/22	220/22	220/22
Cleaning impact (kg/force)	5.6	5.6	6.2	6.2	6.2
Water flow Qmax/Qieq (l/h)	1050/960	1050/960	1130/1040	1130/1040	1130/1040
Max. inlet temperature (°C)	60	60	60	60	60
Length x width x height (mm)	735x570x1020	890x570x1020	735x570x1020	735x570x1020	890x570x1020
Weight (kg)	73	78	78	79	85
El cable (m)	5	5	5	5	5
Nozzle size	.0500	.0500	.0530	.0530	.0530
Power consumption (kW)	6.1	6.1	7.4	7.4	7.4
Voltage/phase/frequency/current (V~/HZ/A)	400/3/50/11.4	400/3/50/11.4	400/3/50/13.3	400/3/50/13.3	400/3/50/13.3
FEATURES					
Detergent tank	•	•	•	•	•
Hose reel		•			•
Parking brake	•	•	•	•	•
Automatic start/stop	•	•	•	•	•
2 x detergent injector		•	•	•	•
Water flow regulation	•	•	•	•	•
1 x detergent injector	•				
STANDARD EQUIPMENT					
ERGO COUPLING KIT	101119496	101119496	101119496	101119496	101119496
HOSE NOZZLE 20R3/4	61369	61369	61369	61369	61369
HOSE DN8 1 WIRE 10M W.ERGO FEMALE COUPL.	101405770		101405770	101405770	
HOSE DN8 1 WIRE 15M W.ERGO FEMALE COUPL.		301001100			
HOSE DN8 1 WIRE 20M W.ERGO FEMALE COUPL.					301001101
ERGO 2000 STANDARD W. HOSE SWIVEL	106403122	106403122	106403122	106403122	106403122
TORNADO PLUS 1120 BEND W/O NOZZLE	106403010	106403010	106403010	106403010	106403010
TURBOHAMMER PLUS 1125 STRAIGHT W11 0550					106402292
TURBOHAMMER PLUS 1130 STRAIGHT W12 0500		106403003			
NOZZLE 0500 INDICATION RING YELLOW	101119741	101119741			
NOZZLE 0530 INDICATION RING RED			101119742	101119742	101119742
ITEM NO.	107146714	107146716	107146718	107146721	107146722

MC 6P FA – Premium mobile cold water



Premium performance, lifetime and ergonomics

- NA6 4 ceramic piston pump with 80°C inlet temp
- Tough and sturdy design with 30mm steel frame
- Optimal storage and transport with foldable handle and easy lifting points
- High mobility with large rear wheels and front castor wheel
- Easy accessibility to pump, optimal service concept
- Ergonomic accessory concept
- Flow activated control system
- Low pump oil safety function
- Water adjustment at pump head
- 2 way chemical dosing valve
- 2 detergent tanks

The MC 6P industrial class cold water pressure washers bring together unbeatable lifetime, high cleaning performance and optimal ergonomics for the most all-round and value for money range of heavy duty cleaners for demanding customers in industry, heavy agriculture, shipping, transport and food industry.



TECHNICAL DATA	MC 6P-170/ 1600 FA	MC 6P-170/ 1600 FAXT	MC 6P-180/ 1300 FA	MC 6P-180/ 1300 FAXT	MC 6P-200/ 1100 FAXT	MC 6P-250/ 1100 FA	MC 6P-250/ 1100 FAXT	MC 6P-20/ 1950 FA - EU	MC 6P-20/ 1950 FAXT - EU
Recommended avg. hours of use per day	6	6	6	6	6	6	6	6	6
Pump pressure (bar/MPa)	170/17	170/17	180/18	180/18	200/20	250/25	250/25	120/12	120/12
Cleaning impact (kg/force)	7.9	7.9	6.5	6.5	5.6	6.4	6.4	8.4	8.4
Water flow Qmax/Qiec (l/h)	1600/1500	1600/1500	1300/1200	1300/1200	1100/1000	1100/1010	1100/1010	1850/1950	1850/1950
Max. inlet temperature (°C)	80	80	80	80	80	80	80	80	80
Length x width x height (mm)	775x570x1020	930x570x1020	775x570x1020	930x570x1020	930x570x1020	775x570x1020	930x570x1020	930x570x1020	930x570x1020
Weight (kg)	89	96	86	93	85	89	96	89	96
El cable (m)	8	8	8	8	5	8	8	8	8
Nozzle size	.0950	.0950	.0700	.0700	.0550	.0475	.0475	.1500	.1500
Power consumption (kW)	8.8	9	7.4	7.7	7.3	8.3	8.8	7.5	7.5
Voltage/phase/frequency/current (V~/HZ/A)	400/3/50/16	400/3/50/16	400/3/50/14.5	400/3/50/14.5	400/3/50/13	400/3/50/15	400/3/50/15.5	400/3/50/16	400/3/50/16
FEATURES									
Hose reel		•		•	•		•		•
Food industry wheels and hose									
Pump oil warning system	•	•	•	•	•	•	•	•	•
Delayed automatic start stop	•	•	•	•	•	•	•	•	•
2 x detergent injector	•	•	•	•	•	•	•	•	•
STANDARD EQUIPMENT									
ERGO COUPLING KIT	101119496	101119496	101119496	101119496	101119496	101119496	101119496	101119496	101119496
HOSE NOZZLE 20R3/4	61369	61369	61369	61369	61369	61369	61369	61369	61369
HOSE DN8 1 WIRE 15M W. ERGO FEMALE COUPL.					301001100				
HP Hose DN10 10000 AGR-AGR	6101766		6101766			6101766		6101766	
HP Hose DN10 15000 AGR-AGR		1402064		1402064			1402064		1402064
HOSE REEL COMPLETE		106403143		106403143	106403143		106403143		106403143
ERGO 2000 STANDARD W. HOSE SWIVEL	106403122		106403122	106403122	106403122	106403122	106403122	106403122	106403122
SPRAY HANDLE W. SWIVEL LOCK		106402190							
TORNADO PLUS 1120 BEND W/O NOZZLE	106403010	106403010	106403010	106403010	106403010	106403010	106403010	106403010	106403010
TURBOHAMMER PLUS 1125 STRAIGHT W11 0550					106402292				
TURBOHAMMER PLUS 1125 STRAIGHT W11 0500							106402291		106402291
TURBOHAMMER PLUS 1125 STRAIGHT W11 0700				106402294					
TURBOHAMMER PLUS 1130 STR./NOZ. W11 1000		106403078							
NOZZLE 0550 INDICATION RING NEONGREEN					101119743				
NOZZLE 0700 INDICATION RING ORANGE			101119748	101119748					
TORNADO NOZZLE 0475						301150005	301150005	301150005	301150005
TORNADO NOZZLE 0950 DARK ROSE	101117655	101117655							
ITEM NO.	107146755	107146761	107146752	107146759	107146772	107146751	107146758	107147773	107146774

MC 7P FA – Premium mobile cold water



Ultimate industrial quality

- C3 4 ceramic piston pump with 85°C inlet temperature
- Tough and sturdy design with 30mm steel frame
- Optimal storage and transport with foldable handle and easy lifting points
- High mobility with large rear wheels and front castor wheel
- Easy accessibility to pump
- Optimal service concept, Ergonomic accessory concept
- Flow activated control system
- Low pump oil safety function
- Water adjustment at pump head
- 2 detergent tanks and 2-way dosing valve

The MC 7P industrial class cold water high pressure washer combines the renowned and unmatched lifetime and quality of the C3, 4 piston pump with optimal ergonomics and mobility to offer an innovative and unbeatable partner for applications in heavy industry, large agriculture, transport and valetting, shipping and food industry.



TECHNICAL DATA	MC 7P-195/1280 FA	MC 7P-195/1280 FAXT	MC 7P-195/1280 FBFA	MC 7P-195/1280 FFA
Recommended avg. hours of use per day	7	7	7	7
Pump pressure (bar/MPa)	195/19.5	195/19.5	195/19.5	195/19.5
Cleaning impact (kg/force)	6.7	6.7	6.7	6.7
Water flow Qmax/Qieq (l/h)	1280/1180	1280/1180	1280/1180	1280/1180
Max. inlet temperature (°C)	85	85	70	85
Length x width x height (mm)	775x570x1020	930x570x1020	775x570x1020	775x570x1020
Weight (kg)	89	95	94	89
El cable (m)	8	8	8	8
Nozzle size	.0680	.0680	.0680	.0680
Power consumption (kW)	8	8	8	8
Voltage/phase/frequency/current (V~/HZ/A)	400/3/50/14	400/3/50/15	400/3/50/14	400/3/50/14
Detergent tank capacity (l)	2 x 2.5	2 x 2.5	2 x 2.5	2 x 2.5
FEATURES				
Stainless steel frame			•	•
Hose reel		•		
Food industry wheels and hose			•	•
Pump oil warning system	•	•	•	•
Delayed automatic start stop	•	•	•	•
Water break tank			•	
STANDARD EQUIPMENT				
ERGO COUPLING KIT	101119496	101119496	101119496	101119496
HOSE NOZZLE 20R3/4	61369	61369	61369	61369
HP Hose DN10 10000 AGR-AGR	6101766			
HP Hose DN10 15000 AGR-AGR		1402064		
HP Hose DN10 Grey 10000 AGR-AGR			6101767	6101767
HOSE REEL COMPLETE		106403143		
ERGO 2000 STANDARD W. HOSE SWIVEL	106403122	106403122	106403122	106403122
TORNADO PLUS 1120 BEND W/O NOZZLE	106403010	106403010	106403010	106403010
TURBOHAMMER PLUS 1125 STRAIGHT W11 0700		106402294		
NOZZLE 0680 INDICATION RING GREY	101119747	101119747	101119747	101119747
FOAM INJECTOR W BYPASS S. S			6401243	
ITEM NO.	107146800	107146801	107146812	107146802

MC 8P – Premium mobile cold water



High-flow pressure washer for tough routine work

- Tough steel or stainless steel frame variants
- Slow running 1450 rpm motors with low noise level
- Ceramic pistons for longer working life
- Simple and easy to use
- Parking brake
- 15 m HP hose

The high power premium class line - combining high pressure and high water flow levels for routine cleaning in agriculture, transport or food industries. The MC 8P is a machine with high water flow - quick to install, easy to move around and comfortable to use.



TECHNICAL DATA	MC 8P-160/2500	MC 8P-160/2500 ST	MC 8P-180/2100
Recommended avg. hours of use per day	5	5	5
Pump pressure (bar/MPa)	160/16	160/16	180/18
Cleaning impact (kg/force)	12.5	12.5	11.1
Water flow Qmax/Qiec (l/h)	2500/2450	2500/2450	2100/2050
Max. inlet temperature (°C)	50	50	50
Length x width x height (mm)	900x660x910	900x660x910	900x660x910
Weight (kg)	130	130	130
El cable (m)	5	5	5
Nozzle size	.1590	.1590	.1200
Power consumption (kW)	14.5	14.5	14
Voltage/phase/frequency/current (V~/HZ/A)	400/3/50/24.9	400/3/50/24.9	400/3/50/24
FEATURES			
Stainless steel frame		•	
SilentPower - 1450 rpm motor	•	•	•
Parking brake	•	•	•
Pneumatic wheels	•	•	•
Automatic on/off and delayed action	•	•	•
STANDARD EQUIPMENT			
ERGO COUPLING KIT	101119496	101119496	101119496
HOSE LINER 20 R1	6577	6577	6577
HP Hose DN10 15000 AGR-AGR			1402064
HP Hose DN12 15000 AGR-AGR	4810213	4810213	
ERGO 2000 STANDARD W. HOSE SWIVEL			106403122
SPRAY HANDLE W. SWIVEL LOCK	106402190	106402190	
TORNADO PLUS 1120 BEND W/O NOZZLE	106403010	106403010	106403010
NOZZLE 1200 INDICATION RING CAMELE			101119758
TORNADO + NZLE 1590 1/8-27NPT	301150004	301150004	
ITEM NO.	301002535	301002619	301002534

MH 3C – Compact mobile hot water



Compact and high performing

- EcoPower™ boiler with EcoMode function
- EcoPower™ boiler >92% efficiency giving reduced fuel costs
- Brass pump head
- Pressure activated unloader system
- Innovative design with 4 big wheels
- Easy to transport, can even be pushed/pulled across uneven surfaces
- Oil tank and oil sight
- Onboard diagnostics function

The MH 3C offers high cleaning efficiency and low running costs via optimal cleaning and heating performance. It is the ideal hot water unit for general light everyday cleaning in applications such as automotive, craftsmen and light farming.



TECHNICAL DATA	MH 3C-145/600 PA	MH 3C-145/600 PAX	MH 3C-180/780 PA	MH 3C-180/780 PAX
Recommended avg. hours of use per day	1-2	1-2	1-2	1-2
Pump pressure (bar/MPa)	145/14.5	145/14.5	180/18	180/18
Cleaning impact (kg/force)	2.6	2.6	3.8	3.8
Water flow Qmax/Qiec (l/h)	600/530	600/530	780/710	780/710
Water temperature (water/steam) (°C)	80/150	80/150	80/150	80/150
Max. inlet temperature (°C)	40	40	40	40
Fuel consumption at ΔT=45°C (kg/h)	2.4	2.4	3.2	3.2
Fuel tank (l)	15	15	15	15
Length x width x height (mm)	1010x700x1016	1010x700x1016	1010x700x1016	1010x700x1016
Weight (kg)	115	119	115	119
El cable (m)	5	5	5	5
Nozzle size	.0340	.0340	.0400	.0400
FEATURES				
Single-phase	•	•		
Three phase			•	•
EcoPower boiler-high efficiency	•	•	•	•
Ergo accessory system	•	•	•	•
Spray Gun Holder	•	•	•	•
Cable Hook, turnable	•	•	•	•
2 lance holder	•	•	•	•
STANDARD EQUIPMENT				
ERGO COUPLING KIT	101119496	101119496	101119496	101119496
HOSE NOZZLE 20R3/4	61369	61369	61369	61369
HP HOSE DN6X10M QC 3/8IN NILFISK HW	101406069		101406069	
HP-HOSE DN6 15M 3/8-3/8 F. QUICK COUPL		101406175		101406175
HOSE REEL NILFISK ACCESSORY		106403184		106403184
ERGO 2000 STANDARD W. HOSE SWIVEL	106403122	106403122	106403122	106403122
UNIVERSAL PLUS LANCE 940 BEND W/O NOZZ	106403036	106403036	106403036	106403036
NOZZLE 0340 INDICATION RING VIOLET	101119735	101119735		
NOZZLE 0400 INDICATION RING METAL GREY			101119738	101119738
ITEM NO.	107146880	107146881	107146890	107146891

MH 3M PA – Medium mobile hot water



Optimal ergonomics, reliable cleaning

- High efficiency 4 pole motors
- EcoPower boiler with EcoMode function
- Brass pump head
- 3 ceramic coated pistons
- Pressure activated unloader system
- Simple fuel level sight
- Easy access to components
- Easy pump oil service functions with tank and oil sight
- Innovative design with 4 big wheels
- Easy to transport, can even be pushed/pulled across uneven surfaces

The MH 3M series takes mid-range hot water high pressure washers to a new level, meeting the latest productivity demands in the market. The MH 3M is equipped with our semi industrial NA4 pump with 3 ceramic coated pistons and a high efficiency 4 pole motor. It offers ideal performance levels for general hot water cleaning and the efficient EcoPower Boiler.



TECHNICAL DATA	MH 3M-140/580 PA	MH 3M-140/580 PAX 230/1/50 EU	MH 3M-160/770 PA	MH 3M-160/770 PAX 400/3/50 EU
Recommended avg. hours of use per day	3	3	3	3
Pump pressure (bar/MPa)	140/14	140/14	160/16	160/16
Cleaning impact (kg/force)	2.8	2.8	3.6	3.6
Water flow Qmax/Qiec (l/h)	580/580	580/580	770/700	770/700
Water temperature (water/steam) (°C)	80	80	80	80
Max. inlet temperature (°C)	40	40	40	40
Fuel consumption at ΔT=45°C (kg/h)	2.6	2.6	3.1	3.1
Fuel tank (l)	15	15	15	15
Length x width x height (mm)	1010x700x1016	1010x700x1016	1010x700x1016	1010x700x1016
Weight (kg)	114	119	114	119
El cable (m)	5	5	5	5
Nozzle size	.0370	.0370	.0400	.0400
FEATURES				
Fuel tank	•	•	•	•
Delayed automatic start stop	•	•	•	•
Fuel sight from outside	•	•	•	•
ECO mode feature	•	•	•	•
2 lance holder	•	•	•	•
Large wheel - 4 pcs.	•	•	•	•
Anti Stone	•	•	•	•
STANDARD EQUIPMENT				
ERGO COUPLING KIT	101119496	101119496	101119496	101119496
HOSE NOZZLE 20R3/4	61369	61369	61369	61369
HOSE DN6 15 M 1W - 3/8-QC				6528613
HP HOSE DN6X10M QC 3/8IN NILFISK HW	101406069	101406069	101406069	
ERGO 2000 STANDARD W. HOSE SWIVEL	106403122	106403122	106403122	106403122
UNIVERSAL PLUS LANCE 940 BEND W/O NOZZ	106403036	106403036	106403036	106403036
NOZZLE 0370 INDICATION RING BRONZE	101119737	101119737		
NOZZLE 0400 INDICATION RING METAL GREY			101119738	101119738
ITEM NO.	107146895	107146896	107146903	107146905

MH 4M FA/PA – Medium mobile hot water



Performance, long life-time and ergonomics

- High efficiency 4 pole motors
- EcoPower boiler with EcoMode function
- Brass pump head
- Flow or Pressure activated unloader system
- Innovative design with 4 big wheels
- Easy to transport, can even be pushed/pulled across uneven surfaces
- Diesel oil tank with level sight
- As standard delivered with 10l external detergent tank (A) and space for an extra tank (B)
- Low fuel warning system
- Onboard diagnostics function

The MH 4M series takes mid-range hot water high pressure washers to a new level, meeting the latest productivity demands in the market. The MH 4M is equipped with our industrial NA5 pump with 3 ceramic pistons and a high efficiency 4 pole motor. And the flow activated control system improves user comfort and handling as well as overall machine reliability.



TECHNICAL DATA

	MH 4M-130/720 FA	MH 4M-180/860 FA	MH 4M-180/860 FAL	MH 4M-200/960 FA	MH 4M-200/960 FAX	MH 4M-210/1000 PAX	MH 4M-220/1000 FA	MH 4M-220/1000 FAX
Recommended avg. hours of use per day	5	5	5	5	5	5	5	5
Pump pressure (bar/MPa)	130/13	180/18	180/18	200/20	200/20	210/21	220/22	220/22
Cleaning impact (kg/force)	3	4.3	4.3	5.1	5.1	5.5	5.6	5.6
Water flow Qmax/Qieq (l/h)	720/660	860/790	860/790	960/890	960/890	1000/940	1000/940	1000/940
Water temperature (water/steam) (°C)	90/150	90/150	90	90/150	90/150	90/150	90/150	90/150
Max. inlet temperature (°C)	40	40	40	40	40	40	40	40
Fuel consumption at ΔT=45°C (kg/h)	2.9	3.5	3.5	3.9	3.9	4.1	4.1	4.1
Fuel tank (l)	15	15	15	15	15	15	15	15
Length x width x height (mm)	1010x700x1016	1010x700x1016	1010x700x1016	1010x700x1016	1010x700x1016	1010x700x1016	1010x700x1016	1010x700x1016
Weight (kg)	141	133	133	142	142	149	142	149
El cable (m)	5	5	5	5	5	5	5	5
Nozzle size	.0435	.0435	.0435	.0475	.0475	.0475	.0475	.0475
FEATURES								
Hose reel					•	•		•
Pump oil warning system	•	•		•	•	•	•	•
Service indicator	•	•	•	•	•	•	•	•
Delayed automatic start stop	•	•	•	•	•	•	•	•
2 x detergent injector	•	•		•	•	•	•	•
Water flow regulation	•	•		•	•	•	•	•
Fuel sight from outside	•	•	•	•	•	•	•	•
STANDARD EQUIPMENT								
NILFISK BA VALVE COMP. GARDENA	106411177	106411177		106411177	106411177		106411177	106411177
ERGO COUPLING KIT	101119496	101119496	101119496	101119496	101119496	101119496	101119496	101119496
HOSE NOZZLE 20R3/4	61369	61369	61369	61369	61369	61369	61369	61369
HOSE DN8 1 WIRE 10M W.ERGO FEMALE COUPL.	101405770	101405770	101405770	101405770			101405770	
HOSE DN8 1 WIRE 15M W.ERGO FEMALE COUPL.					301001100	301001100		301001100
HP-HOSE DN8X15M QC 3/8 NILFISK HW					101406102	101406102		101406102
HOSE REEL NILFISK ACCESSORY					106403184	106403184		106403184
ERGO 2000 STANDARD W. HOSE SWIVEL	106403122	106403122	106403122	106403122	106403122	106403122	106403122	106403122
TORNADO PLUS 1000 BEND W/O NOZZLE				106403011	106403011	106403011	106403011	106403011
UNIVERSAL PLUS LANCE 940 BEND W/O NOZZ	106403036	106403036	106403036					
NOZZLE 0435 INDICATION RING BLUE	101119739	101119739	101119739					
TORNADO NOZZLE 0475				301150005	301150005	301150005	301150005	301150005
WATER FILTER COMPLETE	107144272	107144272		107144272	107144272	107144272	107144272	107144272
ITEM NO.	107146915	107146917	107146916	107146920	107146922	107146912	107146938	107146940

MH 5M – Medium mobile hot water



High performance, long life & optimal maneuverability

- EcoPower boiler with EcoMode function
- EcoPower boiler >92% efficiency giving reduced fuel costs
- Brass pump head
- 3 ceramic pistons
- Flow or Pressure activated unloader system
- Innovative design with 4 big wheels
- Easy to transport, can even be pushed/pulled across uneven surfaces
- Oil tank and oil sight
- Low pump oil warning system
- Low fuel warning system
- Onboard diagnostics function

The MH 5M series offers high cleaning efficiency and low running costs via optimal cleaning and heating performance. It is the ideal hot water unit for segments such as automotive and transport, farming and industry.



TECHNICAL DATA

	MH 5M-200/960 FA	MH 5M-200/960 FAX	MH 5M-210/1100 FA	MH 5M-210/1100 FAX	MH 5M-210/1100 PAX
Recommended avg. hours of use per day	5	5	5	5	5
Pump pressure (bar/MPa)	200/20	200/20	210/21	210/21	210/21
Cleaning impact (kg/force)	5.1	5.1	6.1	6.1	6.1
Water flow Qmax/Qiec (l/h)	960/900	960/900	1100/1050	1100/1050	1100/1050
Water temperature (water/steam) (°C)	90/150	90/150	90/150	90/150	90/150
Max. inlet temperature (°C)	40	40	40	40	40
Fuel consumption at ΔT=45°C (kg/h)	3.9	3.9	4.7	4.7	4.7
Fuel tank (l)	30	30	30	30	30
Length x width x height (mm)	1188x700x1020	1188x700x1020	1188x700x1020	1188x700x1020	1188x700x1020
Weight (kg)	171	174	174	179	179
El cable (m)	5	5	5	5	5
Nozzle size	.0475	.0475	.0550	.0550	.0550
FEATURES					
EcoPower boiler-high efficiency	•	•	•	•	•
Hose reel		•		•	•
Pump oil warning system	•	•	•	•	•
Service indicator	•	•	•	•	•
Automatic on/off and delayed action	•	•	•	•	•
Flame sensor	•	•	•	•	•
STANDARD EQUIPMENT					
ERGO COUPLING KIT	101119496	101119496	101119496	101119496	101119496
HOSE NOZZLE 20R3/4	61369	61369	61369	61369	61369
HOSE DN8 1 WIRE 10M W.ERGO FEMALE COUPL.	101405770		101405770		
HOSE DN8 1 WIRE 20M W.ERGO FEMALE COUPL.		301001101		301001101	301001101
HOSE REEL NILFISK ACCESSORY		106403184		106403184	106403184
ERGO 2000 STANDARD W. HOSE SWIVEL	106403122	106403122	106403122	106403122	106403122
TORNADO PLUS 1120 BEND W/O NOZZLE	106403010	106403010	106403010	106403010	106403010
NOZZLE 0550 INDICATION RING NEONGREEN			101119743	101119743	101119743
TORNADO NOZZLE 0475	301150005	301150005			
WATER FILTER COMPLETE	107144272	107144272	107144272	107144272	107144272
ITEM NO.	107146948	107146947	107146955	107146953	107146950

MH 5M E – Medium mobile hot water



Electrically heated hot water for exhaust gas free heating

- Pollution free electrical heating
- Precise temperature control and fast heating effect
- 1450 rpm motor with low noise level
- QuickService concept reduces maintenance costs
- Easy to use control panel, all controls in one place
- Ergonomic accessory system for additional user comfort
- Max. Inlet temperature 60°C

The ergonomic and easy to use MH design is now adapted to an electrical heated hot water unit. Ideal for use in areas where exhaust gases must be avoided, the MH 5M E offers pollution free hot water cleaning.



TECHNICAL DATA	MH 5M 180/800 PA	MH 5M 180/800 PA
Recommended avg. hours of use per day	5	5
Pump pressure (bar/MPa)	180/18	180/18
Cleaning impact (kg/force)	4.0	4.0
Water flow Qmax/Qiec (l/h)	800/740	800/740
Max. inlet temperature (°C)	60	60
Length x width x height (mm)	1188x700x1045	1188x700x1045
Weight (kg)	125	131
El cable (m)	5	5
Nozzle size	.0400	.0400
FEATURES		
SilentPower - 1450 rpm motor	•	•
QuickService - innovative concept	•	•
Ergo accessory system	•	•
Electrical heating system	•	•
Wdk dual detergent injector	•	•
Mobile	•	•
STANDARD EQUIPMENT		
ERGO COUPLING KIT	101119496	101119496
HOSE DN8 1 WIRE 10M W.ERGO FEMALE COUPL.	101405770	101405770
ERGO 2000 STANDARD W. HOSE SWIVEL	106403122	106403122
UNIVERSAL PLUS LANCE 1080 BEND W/O NOZZ	106403035	106403035
NOZZLE 0400 INDICATION RING METAL GREY	101119738	101119738
WATER FILTER COMPLETE	107144272	107144272
ITEM NO.	107146865	107146866

MH 6P – Large mobile hot water



Tough and efficient - for heavy duty applications

- EcoPower boiler with EcoMode function
- EcoPower boiler >92% efficiency giving reduced fuel costs
- Brass pump head
- 4 ceramic pistons
- Flow activated unloader system
- Innovative design with 4 big wheels
- Easy to transport, can even be pushed/pulled across uneven surfaces
- Oil tank and oil sight
- Low pump oil warning system
- Low fuel warning system
- Onboard diagnostics function
- Easy to use control panel

The MH 6P series features machines with high power & pressure for tough cleaning tasks. Ideal for heavy use in agriculture, construction, transport or industrial segments.



TECHNICAL DATA	MH 6P-175/1250 FA	MH 6P-175/1250 FAX	MH 6P-200/1300 FA	MH 6P-200/1300 FAX
Recommended avg. hours of use per day	6	6	6	6
Pump pressure (bar/MPa)	175/17.5	175/17.5	200/20	200/20
Cleaning impact (kg/force)	6.2	6.2	6.9	6.9
Water flow Qmax/Qiec (l/h)	1250/1150	1250/1150	1300/1200	1300/1200
Water temperature (water/steam) (°C)	90/150	90/150	90/150	90/150
Max. inlet temperature (°C)	40	40	40	40
Fuel consumption at ΔT=45°C (kg/h)	5.4	5.4	5.3	5.3
Fuel tank (l)	30	30	30	30
Length x width x height (mm)	1188x700x1020	1188x700x1020	1188x700x1045	1188x700x1045
Weight (kg)	180	188	198	207
El cable (m)	5	5	5	5
Nozzle size	.0750	.0750	.0680	.0680
FEATURES				
EcoPower boiler-high efficiency	•	•	•	•
Hose reel		•		•
Pump oil warning system	•	•	•	•
Service indicator	•	•	•	•
Automatic on/off and delayed action	•	•	•	•
Flame sensor	•	•	•	•
STANDARD EQUIPMENT				
ERGO COUPLING KIT	101119496	101119496	101119496	101119496
HOSE NOZZLE 20R3/4	61369	61369	61369	61369
HP Hose DN10 10000 AGR-AGR	6101766		6101766	
HP Hose DN10 20000 AGR-AGR		1402072		1402072
HOSE REEL NILFISK ACCESSORY		106403184		106403184
ERGO 2000 STANDARD W. HOSE SWIVEL	106403122	106403122	106403122	106403122
TORNADO PLUS 1120 BEND W/O NOZZLE	106403010	106403010	106403010	106403010
NOZZLE 0680 INDICATION RING GREY			101119747	101119747
NOZZLE 0750 INDICATION RING RED	101119749	101119749		
WATER FILTER COMPLETE	107144272	107144272	107144272	107144272
ITEM NO.	107146960	107146963	107146961	107146964

MH 7P – Large mobile hot water



Heavy duty and efficient hot water cleaning for intense use

- EcoPower boiler with EcoMode function
- EcoPower boiler >92% efficiency giving reduced fuel costs
- Brass pump head
- 4 ceramic pistons
- Flow activated unloader system
- Innovative design with 4 big wheels
- Easy to transport, can even be pushed/pulled across uneven surfaces
- Oil tank and oil sight
- Low pump oil warning system
- Low fuel warning system
- Onboard diagnostics function
- Easy to use control panel

MH 7P is the optimal solution for heavy duty, industrial cleaning tasks. The 4 piston pump and high power boiler system offer unbeatable cleaning effect and long lifetime. The flow activated unloader system adds a new level of reliability and comfort.



TECHNICAL DATA	MH 7P-180/1260 FA	MH 7P-180/1260 FAX
Recommended avg. hours of use per day	7	7
Pump pressure (bar/MPa)	180/18	180/18
Cleaning impact (kg/force)	6.3	6.3
Water flow Qmax/Qiec (l/h)	1260/1170	1260/1170
Water temperature (water/steam) (°C)	90/150	90/150
Max. inlet temperature (°C)	40	40
Fuel consumption at ΔT=45°C (kg/h)	5.3	5.3
Fuel tank (l)	30	30
Length x width x height (mm)	1188x700x1045	1188x700x1045
Weight (kg)	195	204
El cable (m)	5	5
Nozzle size	.0680	.0680
FEATURES		
EcoPower boiler-high efficiency	•	•
Hose reel		•
Pump oil warning system	•	•
Service indicator	•	•
Automatic on/off and delayed action	•	•
Flame sensor	•	•
STANDARD EQUIPMENT		
ERGO COUPLING KIT	101119496	101119496
HOSE NOZZLE 20R3/4	61369	61369
HP Hose DN10 10000 AGR-AGR	6101766	
HP Hose DN10 20000 AGR-AGR		1402072
HOSE REEL NILFISK ACCESSORY		106403184
ERGO 2000 STANDARD W. HOSE SWIVEL	106403122	106403122
TORNADO PLUS 1120 BEND W/O NOZZLE	106403010	106403010
NOZZLE 0680 INDICATION RING GREY	101119747	101119747
WATER FILTER COMPLETE	107144272	107144272
ITEM NO.	107146980	107146982

MH 8P – Large mobile hot water



Tough and efficient - for heavy duty applications requiring high water flow

- EcoPower boiler with > 92% efficiency for reduced fuel cost
- 1450 RPM motor High flow pump
- Easy to use control panel
- Steel frame and chassis
- Quick service concept reduces maintenance costs
- Optimal machine protection against low fuel, low pump oil. Includes flame sensor and exhaust gas temperature sensor.
- Diagnostics system
- 2 way chemical dosing system with automatic flush system
- Max. Inlet temperature 40°C

The high power MH 8P combines high pressure and high water flow for routine cleaning of large amounts of dirt in the agriculture, construction, transport or industrial segments. The MH 8P combines high cleaning effect with high rinsing and flushing effect.



TECHNICAL DATA

	MH 8P-180/2000 FA	MH 8P-180/2000 FAX
Recommended avg. hours of use per day	7	7
Pump pressure (bar/MPa)	180/18	180/18
Cleaning impact (kg/force)	10.6	10.6
Water flow Qmax/Qiec (l/h)	2000/1950	2000/1950
Water temperature (water/steam) (°C)	70/150	70/150
Max. inlet temperature (°C)	40	40
Fuel consumption at ΔT=45°C (kg/h)	8.8	8.8
Fuel tank (l)	30	30
Length x width x height (mm)	1188x700x1045	1188x700x1045
Weight (kg)	219	227
El cable (m)	5	5
Nozzle size	.1200	.1200
STANDARD EQUIPMENT		
ERGO COUPLING KIT	101119496	101119496
HP-HOSE DN12X10M QC 3/8 AG NILFISK HW	101406186	
HP-HOSE DN12X15M QC 3/8 AG NILFISK HW		101406187
HOSE REEL NILFISK ACCESSORY		106403184
HIGH FLOW SPRAY HANDLE	106404530	106404530
TORNADO PLUS 1120 BEND W/O NOZZLE	106403010	106403010
NOZZLE 1200 INDICATION RING CAMELE	101119758	101119758
WATER FILTER COMPLETE	107144272	107144272
ITEM NO.	107146970	107146965

SC UNO 4M – Stationary cold water



A portable and stationary mounted unit all in one

- Powered by 1450 rpm high efficiency motor (50 Hz)
- Brass pump head
- 3 ceramic coated pistons
- Pressure activated unloader system
- Enclosed oil system
- Robust, steel transport handle
- The unit can operate both in vertical and in horizontal position
- Light weight (compared to competition)
- Robust steel handle for easy transport

The SC UNO 4M PS is both a stationary and a portable unit. It is simple and intuitive to use and a cost effective fixed installation on the wall or used as a portable model, carried from site to site to different working places. Delivered with all accessories for immediate use. Designed for heavy duty cleaning tasks the SC UNO 4M PS serie is a reliable choice for light agriculture, building and construction and automotive areas, etc. The key objective is to deliver one unique versatile machine for professionals with different demands as to cleaning environment.



TECHNICAL DATA	SC UNO 4M-140/620 PS	SC UNO 4M-160/720 PS
Recommended avg. hours of use per day	3	3
Pump pressure (bar/MPa)	140/14	160/16
Cleaning impact (kg/force)	2.7	3.4
Water flow Qmax/Qiec (l/h)	620/560	720/660
Max. inlet temperature (°C)	60	60
Length x width x height (mm)	480x240x340	480x240x340
Weight (kg)	34	34
El cable (m)	5	5
Nozzle size	.0340	.0400
FEATURES		
Robust steel chassis and frame	•	•
Ceramic coated pistons	•	•
Oil Sight outside Cabinet	•	•
Wall mountable	•	•
STANDARD EQUIPMENT		
ERGO COUPLING KIT GARDENA COMPATIBLE MALE 3/4" ACCESSORY	101119496	101119496
10 M WIRE HOSE DN6	106404529	106404529
ERGO 2000 STANDARD W. HOSE SWIVEL	301002275	301002275
FLEXOPOWER PLUS 960 BEND W/O NOZZLE	106403122	106403122
NOZZLE 0340 INDICATION RING VIOLET	106402282	106402282
NOZZLE 0400 INDICATION RING METAL GREY	101119735	101119738
ITEM NO.	107340500	107340501

SC UNO 5M, 6P & 7P – Stationary cold water

Stationary 1-pump high pressure washers for flexible cleaning



- NA6, C3 and new NA6+ high-quality heavy industrial motor pumps with
- brass pump heads
- 1450 rpm; 4 full ceramic pistons and double roller bearings
- The industrial pumps make it possible to feed the units with hot inlet water from 70°C (with break tank) to 85°C (direct feed) for max. cleaning efficiency
- Powered by 1450 rpm (50 Hz) closed industrial motor
- NA5.2 reinforced wobble disc pump
- 3 ceramic pistons and brass pump head
- Foam sprayer for use of detergent on SC UNO 5M L
- Accessory kit for immediate plug & play use
- Low pump oil safety function and warning lamp
- Hour counter and service warning lamp
- NEO control system; enabling optional functions: Remote control, low water safety etc.

The SC UNO range offer models from 5M and 5M L, to 6P, 7P and 8P. Industrial stationary cold high pressure water washers with new innovative steps to meet the specific cleaning needs and designed to meet heavy-duty cleaning challenges with convincing performances.

These machines offer a variety of configurations according to user situations – at an attractive price level. Furthermore, intuitive user functions and the opportunity to customize the machines with equipment suited for your environment ensure high productivity.



TECHNICAL DATA	SC UNO 5M-200/1050	SC UNO 5M-200/1050 L	SC UNO 6P-170/1610	SC UNO 7P-180/1200	SC UNO 8P-160/2500	SC UNO 8P-180/2000
Recommended avg. hours of use per day	5	5	7	8		
Pump pressure (bar/MPa)	200/20	200/20	170/17	180/18	160/16	180/18
Cleaning impact (kg/force)	5.5	5.5	7.9	5.9	12.3	9.8
Water flow Qmax/Qiec (l/h)	1050/960	1050/960	1600/1500	1200/1080	2500/2400	2000/1800
Max. inlet temperature (°C)	60	60	80	85	80	80
Length x width x height (mm)	355x860x560	355x860x560	355x860x560	355x860x560	355x860x560	355x860x560
Weight (kg)	74	74	84	81	91	91
El cable (m)	5	5	5	5	5	5
Nozzle size	.0500	.0500	.0900	.0640	.1500	.1200
FEATURES						
Pump oil warning system	•	•	•	•	•	•
Intelligent pump control system	•		•	•	•	•
Foam Sprayer		•				
Wall mountable	•	•	•	•	•	•
Foam Cabinet, EPP	•	•	•	•	•	•
Motor on-off lamp	•		•	•	•	•
Service warning lamp	•		•	•	•	•
STANDARD EQUIPMENT						
ERGO COUPLING KIT	101119496	101119496	101119496	101119496	101119496	101119496
QUICK COUPLING 3/4 W/GASKET	1602945	1602945	1602945	1602945	1602945	1602945
HOSE DN8 1 WIRE 10M W.ERGO FEMALE COUPL.	101405770	101405770				
HP HOSE DN10 10000 AGR-AGR			6101766	6101766		
HP HOSE DN10 10000 AGR-QC						101406220
HP-HOSE DN12X10M QC 3/8 AG NILFISK HW					101406186	
ERGO 2000 STANDARD W. HOSE SWIVEL	106403122	106403122	106403122	106403122		
HIGH FLOW SPRAY HANDLE					106404530	106404530
TORNADO PLUS 1120 BEND W/O NOZZLE	106403010	106403010	106403010	106403010	106403010	106403010
NOZZLE 0500 INDICATION RING YELLOW	101119741	101119741				
NOZZLE 0640 INDICATION RING GREEN				101119745		
NOZZLE 0900 INDICATION RING BROWN			101119752			
NOZZLE 1200 INDICATION RING CAMELE						101119758
NOZZLE 1500 INDICATION RING OLIVE					101119762	
ITEM NO.	107340512	107340510	107340521	107340541	107340531	107340530

SC DUO 6P & 7P – Stationary cold water



Stationary 2-pump high pressure washers for heavy cleaning tasks

- NA6, C3 and new NA6+ high-quality motor pumps with brass pump heads
- 1450 rpm; 4 full ceramic pistons and double roller bearings
- Working pressure up to 180 bar
- Water flow up to 2x2500 l/h
- 70°- 85°C hot water inlet for max. cleaning efficiency
- Innovative hard foam cabinet
- Built on powder-coated steel frame
- Foam cabinet reduces the noise level
- Incl. Low pump oil warning lamps, Service warning lamp, Hour counter, Low pump oil safety

Designed for large cleaning tasks SC DUO 6P, 7P & 8P are ideal for agriculture with milking sheds, sties, and stables. Food and pharma industry with processing equipment, conveyors, and tanks. Shipping and industry with ship decks, bulkheads, and industrial equipment. Even oil and grease can be removed easily thanks to the hot water inlet..
Offers you the flexibility of being either one user – or two working together. Cleaning efficiency is maximized by a 4-piston long-life motor pump accepting both cold and hot water up to 85°C.



TECHNICAL DATA	SC DUO 6P-170/3220	SC DUO 7P-180/2400	SC DUO 8P-160/5000	SC DUO 8P-180/4000
Recommended avg. hours of use per day	5	6	7	7
Pump pressure (bar/MPa)	170/17	180/18	160/16	180/18
Cleaning impact (kg/force)	15.8	12.1	23.8	19.5
Water flow Qmax/Qiec (l/h)	3220/3000	2400/2240	5000/4800	4000/3600
Max. inlet temperature (°C)	80	85	80	80
Length x width x height (mm)	355x860x1000	355x860x1000	355x860x1000	355x860x1000
Weight (kg)	180	160	212	212
Nozzle size	.0900	.0640	.1500	.1200
Number of pumps	2	2	2	2
FEATURES				
Hour Meter	•	•	•	•
Pump oil warning system	•	•	•	•
Service indicator	•	•	•	•
Intelligent pump control system	•	•	•	•
Foam Cabinet, EPP	•	•	•	•
Motor on-off lamp	•	•	•	•
Service warning lamp	•	•	•	•
STANDARD EQUIPMENT				
NIPPLE F/QUICK COUPLING 3/8 SS	1603101	1603101	1603101	1603101
QUICK COUPLING 3/4 W/GASKET	1602945	1602945		1602945
ITEM NO.	107340600	107340620	107340611	107340610

SC DELTA 6P – Stationary cold water



Stationary high pressure washer for multiple users

- 3,4 or 6 pumps for up to 12 users at one time
- Colour coded lances allow mixed use of low, medium and high pressure, detergent application
- Inlet water of up to 85°C into break tank and 70°C through pumps (80° as optional)
- Stainless steel design with high level of accessibility and serviceability
- Machine continues to run whilst individual pumps can be removed for service
- Intelligent start stop function for motor pumps depending on real-time demand from users
- Line pressures available from 80 to 160 bar
- Touch screen control panel & advanced diagnostics system

The SC DELTA is a multi-pump, multi-pressure system encompassing 3, 4 or 6 pumps - and allowing up to 12 people to work at any time. A stationary cold water unit for the heaviest cleaning applications in industry, slaughter houses, food & beverage industry, ship & off shore industry and large truck wash areas.



TECHNICAL DATA	SC DELTA 6P 160/4500-3 EU	SC DELTA 6P 160/6000-4 EU	SC DELTA 6P 160/9000-6 EU
Recommended avg. hours of use per day	7	7	7
Pump pressure (bar/MPa)	160/16	160/16	160/16
Cleaning impact (kg/force)	22.4	29.7	43.9
Water flow Qmax/Qiec (l/h)	4380/4500	5820/6000	8580/9000
Max. inlet temperature (°C)	70	70	70
Length x width x height (mm)	970 x 1050 x 1800	970 x 1050 x 1800	970 x 1050 x 1800
Weight (kg)	349	408	526
Nozzle size	Min. .0350	Min. .0350	Min. .0350
Number of pumps	3	4	6
FEATURES			
Stainless steel frame	•	•	•
Automatic standby	•	•	•
QuickService - innovative concept	•	•	•
Diagnostic system	•	•	•
Intelligent pump control system	•	•	•
Multi pressure lance system for low, medium or high pressure use	•	•	•
Finger touch control panel	•	•	•
ITEM NO.	107342000	107342002	107342005

SC DELTA 8P – Stationary cold water



Stationary high pressure washer for multiple users

- 3, 4 or 6 pumps for up to 12 users at one time
- Colour coded lances allow mixed use of low, medium and high pressure, detergent application
- Inlet water of up to 85°C into break tank and 70°C through pumps (80° as optional)
- Stainless steel design with high level of accessibility and serviceability
- Machine continues to run whilst individual pumps can be removed for service
- Intelligent start stop function for motor pumps depending on real-time demand from users
- Line pressures available from 80 to 100 bar
- Touch screen control panel & advanced diagnostics system

The SC DELTA is a multi-pump, multi-pressure system encompassing 3, 4 or 6 pumps - and allowing up to 12 people to work at any time. A stationary cold water unit for the heaviest cleaning applications in industry, slaughter houses, food, pharma & beverage industries. In general where a high water flow is needed.



TECHNICAL DATA	SC DELTA 8P 100/10000-4 400/3/50 EU	SC DELTA 8P 100/15000-6 400/3/50 EU	SC DELTA 8P 100/7500-3 400/3/50 EU
Recommended avg. hours of use per day	7	7	7
Pump pressure (bar/MPa)	100/10	100/10	100/10
Cleaning impact (kg/force)	38.3	58.7	28.4
Water flow Qmax/Qiec (l/h)	10000/9480	15000/14520	7500/7020
Max. inlet temperature (°C)	70	70	70
Length x width x height (mm)	970 x 1050 x 1800	970 x 1050 x 1800	970 x 1050 x 1800
Weight (kg)	408	526	349
Nozzle size	Mix	Mix	Mix
Number of pumps	4	6	3
FEATURES			
Stainless steel frame	•	•	•
QuickService - innovative concept	•	•	•
Diagnostic system	•	•	•
Intelligent pump control system	•	•	•
Multi pressure lance system for low, medium or high pressure use	•	•	•
NA6 - 4 ceramic piston pump	•	•	•
Stainless steel cabinet	•	•	•
ITEM NO.	107342004	107342007	107342001

SH SOLAR D – Stationary hot water



Diesel powered hot water high pressure washers

- Expandable control technology with PLC and special options
- Automatic diagnosis and fault finding
- High efficiency, low cost heating system with EcoPower boiler system
- Galvanised steel frame and cabinet
- Reduced running and service costs
- Compact and easy to install

Diesel powered stationary heating for maximum efficiency in the automotive, industrial and shipping sectors where the cleaning is always made at one particular site indoors - or where the machine should be kept in a technical room away from the cleaning site with pressurized water transported by pipeline or long hose.



TECHNICAL DATA	SH SOLAR 7P-170/1200 D	SH SOLAR 7P-170/1200 DSS	SH SOLAR 8P-180/2000 D
Recommended avg. hours of use per day	7	7	5
Pump pressure (bar/MPa)	170/17	170/17	180/18
Cleaning impact (kg/force)	5.8	5.8	10.3
Water flow Qmax/Qiec (l/h)	1200/1110	1200/1110	2000/1900
Max. inlet temperature (°C)	30	30	30
Water temperature (water/steam) (°C)	99	99	70
Fuel consumption at ΔT=45°C (kg/h)	5.4	5.4	8.9
Length x width x height (mm)	700x900x1077	700x900x1077	700x900x1077
Weight (kg)	215	215	232
El cable (m)	4	4	4
Nozzle size	.0680	.0680	.1100
FEATURES			
EcoPower boiler-high efficiency	•	•	•
Automatic start/stop	•	•	•
1450 rpm motor	•	•	•
Galvanised steel frame	•	•	•
PLC and expandable control electronics	•	•	•
Auto fault finding	•	•	•
Water brake tank	•	•	•
ITEM NO.	107370070	107370077	107370080

SH SOLAR E – Stationary hot water



Electrically powered high pressure washers

- Expandable control technology with PLC and special options
- Automatic diagnosis and fault finding
- Pollution free, heating system
- Galvanised steel frame and cabinet
- Reduced running and service costs
- Large 119 L heating tank for excellent heating capacity
- Available up to 54 kW heating
- C3 longlife pump with 4 ceramic pistons

Electrical powered stationary heating for maximum efficiency in the automotive, industrial, food and shipping sectors. Electrical heating is exhaust gas and pollution free.



TECHNICAL DATA	SH SOLAR 7P-135/875 E18	SH SOLAR 7P-170/1200 E18	SH SOLAR 7P-170/1200 E36	SH SOLAR 7P-170/1200 E54
Recommended avg. hours of use per day	7	7	7	7
Pump pressure (bar/MPa)	135/13.5	170/17	170/17	170/17
Cleaning impact (kg/force)	3.8	5.8	5.8	5.8
Water flow Qmax/Qiec (l/h)	875/810	1200/1110	1200/1110	1200/1110
Max. temperature (°C)	85	85	85	85
Max. inlet temperature (°C)	85	85	85	85
Water temperature, ΔT at full flow (°C)	19	14	28	42
Length x width x height (mm)	670x900x1077	670x900x1077	670x900x1077	670x900x1077
Weight (kg)	150	155	155	156
Nozzle size	.0530	.0680	.0680	.0680
FEATURES				
Electrical heating system	•	•	•	•
Automatic start/stop	•	•	•	•
1450 rpm motor	•	•	•	•
Galvanised steel frame	•	•	•	•
PLC and expandable control electronics	•	•	•	•
Auto fault finding	•	•	•	•
Water brake tank	•	•	•	•
ITEM NO.	107370260	107370270	107370274	107370276

SH SOLAR G – Stationary hot water



Gas powered stationary hot water high pressure washers

- Expandable control technology with PLC and special options
- Automatic diagnosis and fault finding
- Efficient gas heating systems
- Galvanised steel frame and cabinet
- Reduced running and service costs
- Compact and easy to install

Gas powered stationary heating for maximum efficiency in the automotive, industrial sectors or other sites possessing a gas supply line, avoiding need to provide diesel fuel supply.



TECHNICAL DATA	SH SOLAR 5M-150/1020 G	SH SOLAR 7P-170/1200 G
Recommended avg. hours of use per day	5	7
Pump pressure (bar/MPa)	150/15	170/17
Cleaning impact (kg/force)	4.5	5.8
Water flow Qmax/Qiec (l/h)	1020/900	1200/1110
Max. temperature (°C)	99	99
Max. inlet temperature (°C)	30	30
Water temperature, ΔT at full flow (°C)	85	85
Length x width x height (mm)	700x900x1100	700x900x1100
Weight (kg)	186	214
Nozzle size	.0550	.0680
FEATURES		
Automatic start/stop	•	•
1450 rpm motor	•	•
Galvanised steel frame	•	•
PLC and expandable control electronics	•	•
Gas burner and coil	•	•
Auto fault finding	•	•
Water brake tank	•	•
ITEM NO.	107370450	107370470

SH TRUCK – Stationary hot water



Efficient outdoor cleaning of your vehicle fleet

- Stainless steel robust design against corrosion
- EcoPower boiler for reduced fuel consumption costs
- SilentPower, low noise level with 1450 rpm motor pump units
- Simple control panel with only 4 buttons
- Ergonomic accessories for added user experience
- Internal frost protection down to minus 20°C
- Simple control panel
- Compact design

The SH TRUCK is a simple robust and corrosion proof stationary unit for permanent outdoor placement. Enabling constant cleaning of trucks, vans, commercial and construction vehicles, the SH TRUCK is frost protected for use even in winter.



TECHNICAL DATA	SH TRUCK 5M-180/970	SH TRUCK 7P-175/1260
Recommended avg. hours of use per day	5	7
Pump pressure (bar/MPa)	180/18	175/17.5
Cleaning impact (kg/force)	4.9	6.3
Water flow Qmax/Qiec (l/h)	970/930	1260/1170
Max. inlet temperature (°C)	30	30
Water temperature (water/steam) (°C)	90/150	90/150
Fuel tank (l)	33	33
Length x width x height (mm)	1025x715x1670	1025x715x1670
Weight (kg)	227	262
Nozzle size	.0550	.0680
FEATURES		
Stainless steel frame	•	•
Automatic standby	•	•
QuickService - innovative concept	•	•
Wdk dual detergent injector	•	•
Internal heater and insulation for frost protection	•	•
Flame sensor	•	•
Water brake tank	•	•
STANDARD EQUIPMENT		
ERGO COUPLING KIT	101119496	101119496
HOSE NOZZLE 20R3/4	61369	61369
HP Hose DN10 10000 AGR-AGR	6101766	6101766
ERGO 2000 STANDARD W. HOSE SWIVEL	106403122	106403122
TORNADO PLUS 1120 BEND W/O NOZZLE	106403010	106403010
NOZZLE 0550 INDICATION RING NEONGREEN	101119743	
NOZZLE 0680 INDICATION RING GREY		101119747
ITEM NO.	107370830	107370810

SH AUTO 5M – Stationary hot water



Innovative technology for quicker payback time on self service washes

- Low wear and tear and service requirements reduce maintenance costs
- Innovative frequency modulated technology
- Low daily run costs through reduced fuel, water and electrical consumption
- Available with steel and stainless steel coils in diesel fired models for areas with hard or soft water
- Available with electrical heating system for pollution free cleaning
- Ergonomical and pressure relieved accessories for extra comfort in use
- Low noise levels

The SH AUTO 5M is a range of stationary self service wash units equipped with innovative frequency modulated motor technology. Ideal solutions for equipping service stations or car dealerships with a self service wash site with quick payback on investment.



TECHNICAL DATA	SH AUTO 5M-100/500 DSS	SH AUTO 5M-100/500 E
Recommended avg. hours of use per day	8	8
Pump pressure (bar/MPa)	100/10	100/10
Cleaning impact (kg/force)	2	2
Water flow Qmax/Qiec (l/h)	500/500	500/500
Max. inlet temperature (°C)	30	30
Water temperature (water/steam) (°C)	20-60	20-60
Fuel consumption at ΔT=45°C (kg/h)	2.6	
Fuel tank (l)	33	
Length x width x height (mm)	725x1090x1635	725x1090x1635
Weight (kg)	204	182
Nozzle size	.0370	.0370
FEATURES		
EcoPower boiler-high efficiency	•	
Electrical heating system		•
Internal heater and insulation for frost protection	•	•
Diesel version	•	
Stainless steel boiler	•	
Delayed automatic start stop	•	•
Stainless steel cabinet	•	•
STANDARD EQUIPMENT		
HOSE NOZZLE 20R3/4	61369	61369
HIGH PRESSURE HOSE DN6X8200MM	101405641	101405641
WINTER GUN 12 BAR	106402243	106402243
UNIVERSAL PLUS 1080 BENT 170 F. BRUSH	106403037	106403037
NOZZLE 0370 INDICATION RING BRONZE	101119737	101119737
SELF-SERVICE BRUSH AUTO	106402241	106402241
ITEM NO.	107370882	107370884

MC PE / DE – Pressure washers – petrol driven



Robust and powerful petrol driven cold water high pressure washers

- Robust long life pumps with ceramic pistons
- Robust and maniable design
- Wide range of performance levels with high pressure levels
- Lightweight yet maniable design
- Ergo accessory concept

The MC PE/DE range is ideal for use in areas where electrical power may not at all be available or not be string enough to allow high power cleaning. Self priming and suction ability also means that water can be drawn from a tank or river. Ideal for use in building and construction, rental, agricultural segments.



TECHNICAL DATA

	MC 2C-160/740 PET	MC 3C 180/770 PET	MC 4C 220/770 PEXT	MC 5C 230/940 PE	MC 5C 280/1000 PE
Pump pressure (bar/MPa)	160	180	210	240	280
Cleaning impact (kg/force)	3.5	3.8	4.1	5.4	6.5
Water flow Qmax/Qiecc (l/h)	670/740	690/750	690/770	850/940	950/1000
Pump (RPM)	3400	3400	3400	3400	3400
Max. inlet temperature (°C)	60	60	60	60	60
Power source diesel					
Power source petrol	Kohler SH265	Kohler CH270	Honda GX200	Honda GX270	Honda GX390
Ceramic pistons				3	3
Length x width x height (mm)	533x521x935	533x521x935	546x615x1021	546x615x1021	668x572x1021
Weight (kg)	30.2	32.2	39.9	44.8	52
Nozzle size	.0370	.0400	.0340	.0370	.0370
Motor power hp (kW)	6.5 (4.7)	7 (5.2)	5.5 (4.1)	9 (6.6)	13 (9.5)
Recommended avg. hours of use per day	2	3	4	5	5

FEATURES

Stainless steel pistons	•				
Ceramic coated pistons		•	•		
Ceramic pistons				•	•
Direct drive	•	•	•	•	•
Reduction Gear					
Flat Free Wheels	•	•	•	•	•

STANDARD EQUIPMENT

ERGO COUPLING KIT	101119496	101119496	101119496	101119496	101119496
GARDENA COMPATIBLE MALE 3/4" ACCESSORY	106404529	106404529	106404529	106404529	106404529
10 M WIRE HOSE DN6	301002275	301002275			
HOSE DN6 15 M 1W - 3/8-QC			6528613		
HOSE DN8 1 WIRE 10M W.ERGO FEMALE COUPL.				101405770	101405770
ERGO 2000 STANDARD W. HOSE SWIVEL	106403122	106403122	106403122	106403122	106403122
TORNADO PLUS 1000 BEND W/O NOZZLE					106403011
FLEXOPOWER PLUS 960 BEND W/O NOZZLE			106402282	106402282	
TURBOHAMMER PLUS 950 STRAIGHT W12 0350			106403077		
4-IN-1 LANCE INCL 0370 ALUMINUM HEAD	106408252				
4-IN-1 LANCE INCL 0400 ALUMINUM HEAD		106408253			
NOZZLE 0340 INDICATION RING VIOLET			101119735		
NOZZLE 0370 INDICATION RING BRONZE	101119737			101119737	101119737
NOZZLE 0400 INDICATION RING METAL GREY		101119738			
ITEM NO.	106404532	106404533	106404535	106404536	106404538

MC PE / DE – Pressure washers – petrol driven



Robust and powerful petrol driven cold water high pressure washers

- Robust long life pumps with ceramic pistons
- Robust and maniable design
- Wide range of performance levels with high pressure levels
- Lightweight yet maniable design
- Ergo accessory concept

The MC PE/DE range is ideal for use in areas where electrical power may not at all be available or not be string enough to allow high power cleaning. Self priming and suction ability also means that water can be drawn from a tank or river. Ideal for use in building and construction, rental, agricultural segments.



TECHNICAL DATA

	MC 5C 280/1000 PEXT	MC 5M-195/1000 DE	MC 5M 280/1100 PE	MC 7P-220/1120 PE PLUS
Pump pressure (bar/MPa)	280	195/19.5	280	220/22
Cleaning impact (kg/force)	6.5	5.3	7.1	6.1
Water flow Qmax/Qiec (l/h)	950/1000	1000/950	1040/1100	1120/1010
Pump (RPM)	3400	1650	1750	1700
Max. inlet temperature (°C)	60	60	60	80
Power source diesel		YANMAR L100 DE		
Power source petrol	Honda GX390		Honda GX390	Honda GX390
Ceramic pistons	3	3	3	4
Length x width x height (mm)	546x615x1021	750x680x850	713x572x1021	1067x686x660
Weight (kg)	60	110	61	93
Nozzle size	.0370	.0530	.0450	.0500
Motor power hp (kW)	13 (9.5)	10 (7.3)	13 (9.5)	13 (9.5)
Recommended avg. hours of use per day	5	5	6	6
FEATURES				
Pneumatic wheels				•
Ceramic pistons	•	•	•	•
Direct drive	•			•
Reduction Gear			•	
Flat Free Wheels	•		•	
STANDARD EQUIPMENT				
ERGO COUPLING KIT	101119496	101119496	101119496	101119496
GARDENA COMPATIBLE MALE 3/4" ACCESSORY	106404529		106404529	
HOSE NOZZLE 20R3/4		61369		61369
HOSE DN8 1 WIRE 10M W.ERGO FEMALE COUPL.		101405770	101405770	101405770
HOSE DN8 1 WIRE 15M W.ERGO FEMALE COUPL.				
HOSE DN8 1 WIRE 20M W.ERGO FEMALE COUPL.	301001101			
ERGO 2000 STANDARD W. HOSE SWIVEL	106403122	106403122	106403122	106403122
TORNADO PLUS 1000 BEND W/O NOZZLE	106403011	106403011	106403011	106403011
TURBOHAMMER PLUS 1115 STRAIGHT W12 0400	106403002			
NOZZLE 0370 INDICATION RING BRONZE	101119737			
NOZZLE 0400 INDICATION RING METAL GREY				
NOZZLE 0450 INDICATION RING LIGHT BLUE			101119740	
NOZZLE 0500 INDICATION RING YELLOW				101119741
NOZZLE 0530 INDICATION RING RED		101119742		
ITEM NO.	106404539	106174740	106404540	106174807

MH PE / DE – Pressure washers – petrol driven



Total independence of electrical power and normal water sources

- EcoPower boiler with > 92% efficiency with reduced running costs
- Slow running pumps either by belt drive or by direct gear reduction
- Integrated fuel tank
- Easy to use control panel
- Ergo accessory concept
- Honda petrol motors, Yanmar or Mitsubishi diesel engines
- Mobile units or trailer mounted
- Easy transport by forklift truck
- Low pump oil safety function
- Easy oil drain from pump and motor reduce maintenance costs
- Max. Inlet temperature 40°C

MH PE/DE is a comprehensive range of petrol and diesel powered hot water models for professional use in areas where electrical source is not available. Models can also typically draw water from tanks, wells or rivers giving a high level of use autonomy. MH PE/DE are thus ideal solutions for hot water cleaning in construction and industrial segments, or by contract cleaners or public authorities.



TECHNICAL DATA	MH 5M-200/1000 DE	MH 7P-220/1120 PE	MH 7P-220/1300 DE
Pump pressure (bar/MPa)	200/20	220/22	220/22
Cleaning impact (kg/force)	5.1	6.1	7.2
Water flow Qmax/Qieq (l/h)	1000/900	1120/1010	1300/1200
Pump (RPM)	1485	1775	1630
Max. inlet temperature (°C)	40	40	40
Water temperature (water/steam) (°C)	90/150	90/150	90/150
Power source diesel	Yanmar L100		Mitsubishi S3L2
Power source Petrol		Honda GX390	
Power consumption (kW)	10 HP/7.3 kW	13 HP/9.6 kW	16 HP/11.7 kW
Fuel consumption at ΔT=45°C (kg/h)	4.7	5.6	6.8
Fuel consumption, motor (l/h)	2.2	3.5	3.5
Fuel tank (l)	Boiler 57/Motor 5.5	Boiler 57/Motor 6.1	Boiler/Motor 57
Ceramic pistons	3	4	4
Length x width x height (mm)	970x780x1000	970x780x1000	1130x910x1050
Weight (kg)	220	210	510
Nozzle size	.0450	.0500	.0640
FEATURES			
EcoPower boiler-high efficiency	•	•	•
Pump oil warning system	•	•	•
Service indicator	•	•	•
Electrical starting system	•	•	•
Thermal dump valve	•		
Flame sensor	•	•	•
Exhaust gas temperature sensor	•	•	•
STANDARD EQUIPMENT			
ERGO COUPLING KIT	101119496	101119496	101119496
HOSE NOZZLE 20R3/4	61369	61369	61369
HOSE DN8 1 WIRE 15M W.ERGO FEMALE COUPL.	301001100	301001100	
HP HOSE DN10 150DEG L15000mm			1402064
ERGO 2000 STANDARD W. HOSE SWIVEL	106403122	106403122	106403122
TORNADO PLUS 1120 BEND W/O NOZZLE	106403010	106403010	106403010
NOZZLE 0450 INDICATION RING LIGHT BLUE	101119740		
NOZZLE 0500 INDICATION RING YELLOW		101119741	
NOZZLE 0640 INDICATION RING GREEN			101119745
NOZZLE 0650 INDICATION RING LIGHT GREEN			
ITEM NO.	106239610	106239530	106239635

MC9 – Heavy-Duty - Cold high pressure water washers



Agile cleaning in tight spaces

- Powerful high-pressure water application, ranging from 350 to 500 bars for cleanup of tough jobs
- Two-sided interface setup, for fast and easy overview of machine operation
- A protected water inlet, placed in a high position for easy hose mounting and dismounting
- Anti-corrosive steel frame design for reduced wear and tear in harsh marine conditions
- Large four-wheel setup for easy rollover across obstacles and moorings

From ship corridors to cargo containers, the MC 9P very high pressure washer is uniquely designed for cleaning in narrow spaces and construction sites with great efficiency.



TECHNICAL DATA	MC 9P-350/1260 400/3/50	MC 9P-350/1260 440/3/60	MC 9P-500/960 400/3/50	MC 9P-500/960 440/3/60
Pump pressure (bar/MPa)	360/36	360/36	500/50	500/50
Cleaning impact (kg/force)	9.66	9.66	8.67	8.67
Water flow (l/h)	1260	1260	960	960
Pump (RPM)	1460	1760	1460	1760
Max. water temperature (°C)	35	35	35	35
Power consumption (kW)	18	18	18	18
Voltage/phase/frequency/current (V~/Hz/A)	400/3/50/32	440/3/60/29	400/3/50/32	440/3/60/29
Dimensions L x W x H (mm)	1100x500x980	1100x500x980	1100x500x980	1100x500x980
Weight (kg)	245	245	255	255
El-cable, oil resistant (M)	16	16	16	16
Nozzle size	1505	15045	1503	0003
FEATURES				
Pistons/number of pistns	Ceramic / 3	Ceramic / 3	Ceramic / 3	Ceramic / 3
Cable storage	•	•	•	•
Big wheels and convenient grip	•	•	•	•
Pump oil warning system	•	•	•	•
Onboard storage	•	•	•	•
Parking brake	•	•	•	•
Gun Holder	•	•	•	•
Crane lifting point	•	•	•	•
STANDARD EQUIPMENT				
Hose DN12 - 500bar / 15 M	106404670	106404670	106404670	106404670
Gun dry-shut off 350bar	106404651	106404651		
Lance pipe 350 bar	106404652	106404652		
Gun dry-shut off 500bar			106404653	106404653
Lance pipe 500 bar			106404654	106404654
Nozzle Fan jet 15° / 1505	106404665			
Nozzle Fan jet 15° / 15045		106404664		
Nozzle Fan jet 15° / 1503			106404662	
Nozzle 0° jet / 0003				106404658
ITEM NO. 50 HZ	107147021	107147022	107147024	107147025

MC10 – Heavy-Duty - Cold high pressure water washers



Mobile high pressure washing for extreme cleaning

- Powerful high-pressure water application, ranging from 500 to 1100 bars for cleanup of tough jobs
- Two-sided interface setup, for fast and easy overview of machine operation
- Large, four-wheel setup, making it easy to rollover obstacles and moorings
- Color-coded touch points for improved safety and more intuitive operation
- Tilting and turning capability give users more mobility on both smooth and rough surfaces

Knock paint and rust off ships preparing surfaces for repair or blast through solid materials with the MC 10P VHP (very high pressure washer). The MC 10P tackles difficult water jetting tasks using the high power to help crews clean or prepare surfaces for maintenance and repair.



TECHNICAL DATA	MC 10P-500/1800 400/3/50	MC 10P-500/1680 440/3/60	MC 10P-800/990 400/3/50	MC 10P-800/1170 440/3/60	MC 10P-1100/870 400/3/50	MC 10P-1100/900 440/3/60
Pump pressure (bar/MPa)	500/50	500/50	800/80	800/80	1100/110	1100/110
Cleaning impact (kg/force)	16.3	15.2	11.3	13.4	11.1	11.5
Water flow (l/h)	1800	1680	990	1170	870	900
Pump (RPM)	1470	1765	980	1175	980	1175
Max. water temperature (°C)	35	35	35	35	35	35
Power consumption (kW)	30	30	30	30	30	30
Voltage/phase/frequency/current (V/~/Hz/A)	400/3/50/58	440/3/60/55	400/3/50/59.3	440/3/60/55	400/3/50/59.3	440/3/50/59.3
Dimensions L x W x H (mm)	1670x750x1180	1670x750x1180	1670x750x1180	1670x750x1180	1670x750x1180	1670x750x1180
Weight (kg)	470	470	565	565	565	565
El-cable, oil resistant (M)	16	16	16	16	16	16
Nozzle size, straight fan 1/4"	15055	00050	15025	0003	0002	0002
FEATURES						
Pistons/number of pistons	Ceramic / 5	Ceramic / 5	Tungsten Carbide / 3	Tungsten Carbide / 3	Tungsten Carbide / 3	Tungsten Carbide / 3
Cable storage	•	•	•	•	•	•
Big wheels and convenient grip	•	•	•	•	•	•
Pump oil warning system	•	•	•	•	•	•
Onboard storage	•	•	•	•	•	•
Parking brake	•	•	•	•	•	•
Gun Holder	•	•	•	•	•	•
Crane lifting point	•	•	•	•	•	•
STANDARD EQUIPMENT						
Safety wire			106404650	106404650	106404650	106404650
Hose DN12 - 500bar / 20 M	106404671	106404671				
Hose DN12 - 1100bar / 20 M			106404655	106404655	106404655	106404655
Gun dry-shut off 500bar	106404653	106404653				
Lance pipe 500 bar	106404654	106404654				
Gun Shoulder Rest 500 bar	106404580	106404580				
Dump gun 15K			106404556	106404556		
Dump gun 20K					106404557	106404557
Nozzle Fan jet 15° / 15055	106404661					
Nozzle 0° jet / 0005		106404660				
Nozzle Fan jet 15° / 15025			106404684			
Nozzle 0° jet / 0003				106404658		
Nozzle 0° jet / 0002					106404672	106404672
ITEM NO.	107147030	107147031	107147032	107147033	107147034	107147035

Liquid sprayers



Liquid Sprayers are hand-held low pressure manual sprayers. Specific models can be used with aggressive detergents and acids.

PRODUCTS	1,5P	5S	10SP	20S
Alcohol	○	●	●	●
Chlorine			○	
Alcaline	○	○	○	○
Solvents	●	●	●	●
Mineral Oil	○	●	●	●
Acids automotive			○	
Acides Hygiene			○	

- Very Suitable
- Limited Suitable



1.5

8P

5S

10SP

20S

TECHNICAL DATA	1.5	8P	5S	10SP ¹⁾	20S
Pump pressure (bar)	2	4	6	6	6
Tank capacity (l)	1.25	8	5	10	20
Working pressure (bar/psi)	2/29	3/43	6/87	6/87	6/87
Max. water temperature (°C)	30	40	50	30	50
Length of hose (m)	-	1.3	1.4	2	4
Seal	Viton	Viton	Viton	Viton	Viton
Compressed air connection	No	No	Yes	Yes	Yes
With hand pump	Yes	Yes	Yes	No	No
Metal nozzle with regulation	Yes	Yes	Yes	Yes	Yes
Diameter (mm)	130	200	180	210	210
Height (mm)	300	620	460	580	890
Weight (kg)	0.4	2.2	3.5	6.2	7.5
ITEM NO.	80853	25598	7110005	7110010	7110020

ACCESSORIES	1.5	8P	5S	10SP ¹⁾	20S
Pistol valve (excl. hose and lance)			● / 7110420		
Pistol valve (excl. hose and lance)				● / 7110403	● / 7110403
Manual pump, complete			● / 7110241		
Hose			● / 7110428	● / 7110431	● / 7110401
Spray gun, Pro acces			○ / 4810328	○ / 4810328	
Foam nozzle G 1/4			○ / 308000057	○ / 308000057	○ / 308000057

¹⁾ The 10SP is a stainless steel tank for durability, with a polyethylene internal liner for use with detergents containing chlorine or those with a pH below 3.



All sets include Nilfisk quick coupling and 3 nozzles

The drain and pipe cleaning

Using a drain and pipe cleaning accessory with a high-pressure washer offers a cost-effective, environmentally friendly, and efficient solution for maintaining your plumbing system. Regular use can prevent costly plumbing issues, save you money, and ensure that your drains and pipes remain clear and functional for years to come.



SAP description	End item	EAN code	Suitable for
Drain and Pipe HPW set DN6 15m PVC	128501789	5715492250059	MC 2C / MC 3C / MC 4C
Drain and Pipe HPW set DN6 15m SAE100R7	128501790	5715492250066	MC 2C / MC 3C / MC 4C / MH 3C / MH 3M / MH 4M
Drain and Pipe HPW set DN6 30m SAE100R7	128501791	5715492250103	MC 2C / MC 3C / MC 4C / MH 3C / MH 3M / MH 4M
Drain and Pipe HPW set DN8 15m SAE100R7	128501792	5715492250073	MC 5M / MC 6P / MC 7P / MH 5M / MH 6P / MH 7P
Drain and Pipe HPW set DN8 30m SAE100R7	128501793	5715492250097	MC 5M / MC 6P / MC 7P / MH 5M / MH 6P / MH 7P

HydroScrub – a range of floor cleaners

The product increases cleaning width and reduces cleaning time compared to standard lances and nozzles in a very cost effective way. The HydroScrub's are robust and efficient surface cleaners for floor, wall or table cleaning tasks.

Application and customer groups:

The HydroScrub's are perfect tools for cleaning of surfaces in the automotive/transport segment, in food industries and for craftsmen. The different models can be used on machines in the low end, part of the middle range and the low and part of the high range of High Pressure Washers.



The HydroScrub is an effective tool for cleaning various large flat surfaces, and must be connected to Nilfisk high pressure washers fitted with the original size of nozzle.

How to choose the correct nozzles

Nilfisk machine Standard nozzle	You need:	Item no: 1 st nozzle	Item no: 2 nd nozzle	P300	P400	S500	P500 M
.0275	2 x .0165	102802851	102802851	•			
.0300	2 x .0165	102802851	102802851	•			
.0340	1 x .0200 + 1 x .0165	102802852	102802851	•	•		
.0350	1 x .0200 + 1 x .0165	102802852	102802851	•	•		
.0370	1 x .0200 + 1 x .0165	102802852	102802851	•	•		
.0400	2 x .0200	102802852	102802852		•		
.0400	1 x .0165 + 1 x .0285	102802851	102802854	•			
.0435	1 x .0200 + 1 x .0245	102802852	102802853	•	•		
.0450	1 x .0200 + 1 x .0245	102802852	102802853	•	•		
.0475	1 x .0200 + 1 x .0275	102802852	101117692		•		
.0475	1 x .0200 + 1 x .0285	102802852	102802854	•			•
.0500	2 x .0275	101117692	101117692		•		•
.0500	1 x .0245 + 1 x .0285	102802853	102802854	•			
.0530	2 x .0275	101117692	101117692		•		•
.0530	1 x .0245 + 1 x .0285	102802853	102802854	•			
.0550	2 x .0275	101117692	101117692		•		•
.0550	2 x .0285	102802854	102802854	•			
.0600	2 x .0300	101117695	101117695		•	•	•
.0640	1 x .0300 + 1 x .0340	101117695	101119735		•	•	•
.0650	1 x .0300 + 1 x .0340	101117695	101119735		•	•	•
.0680	2 x .0340	101119735	101119735		•	•	•
.0700	2 x .0350	101119736	101119736		•	•	•
.0750	1 x .0350 + 1 x .0400	101119736	101119738		•	•	•
.0800	2 x .0400	101119738	101119738		•	•	•
.0850	2 x .0435	101119739	101119739		•	•	•
.0900	2 x .0450	101119740	101119740		•	•	•
.0950	2 x .0500	101119741	101119741		•	•	•
.1000	2 x .0500	101119741	101119741		•	•	•
.1100	2 x .0550	101119743	101119743			•	•
.1200	2 x .0600	101119744	101119744			•	•
.1300	2 x .0650	101119746	101119746			•	•
.1500	2 x .0750	101119749	101119749			•	•
.1590	2 x .0800	101119750	101119750			•	•

TECHNICAL DATA	P300	P400	S500	P500 M
Diameter, cabinet (mm)	300	400	500	500
Side bar mountable on cabinet	Yes	No	No	No
Cabinet material	Injection moulded ABS	Injection moulded ABS	Stainless steel	Injection moulded ABS
Bearing for rotating arm:	Long life bearing	Long life bearing	Long life bearing	Long life bearing
Min/max. water flow (l/h)	420 / 750	600 / 1200	1000 / 2000	750 / 1400
Max pressure (bar)	200	250	250	250
Max temperature inlet water °C	60	60	60	60
Nozzles included	Yes	No	No	No
Machine use on - nozzle size	.0275 - .0550	.0340 - .1000	.0600 - .1590	.0475 - .1590
ITEM NO.	106403187	106403157	106403158	106403159

Increased flexibility with Nilfisk Accessories & Options

The SC UNO, SC DUO and SH SOLAR can be equipped with an electronic control board. This gives the possibility to use a wide range of FACTORY-MOUNTED options and equipment such as remote control, coin boxes, pressure relief... The use of options means that a standard machine is quickly and easily configured to become a customer-specific solution.

Item no.:	Accessory or Factory Mounted Option	Description	SC UNO 4M PS	SC UNO 5M L	SC UNO 5M, 6P, 7P	SC DUO 6P, 7P
107371020	Accessory	Water Break Tank (WBT) max 40 l/min	X	X	X	X (only for SC DUO 6P requires 2 WBT)
107371022	Accessory	Water Break Tank (WBT) max 40 l/min				X (only for SC DUO 7P requires 1 WBT)
107371023	Accessory	Water Inlet Security			X	X
107371024	Accessory	Low Water Security Pressure switch on water inlet of stationary units. Set to 1 bar. If inlet water pressure is lower than 1 bar - the motor pump stops avoiding the unit running in "dry" mode. Needs a service technician to activate the accessory.			X	X
107371025	Accessory	2 x High pressure Detergent (Also needs Remote Control 107371026) Injection of 2 x detergent at high pressure. Volume can be adjusted on the detergent pumps. (0-13 l/hour). Needs a service technician to activate the accessory.			X Requires remote control and WBT	X Requires remote control and WBT
107371026	Accessory	Remote Control 6 functions Needs a service technician to activate the accessory.			X	X
107371027	Accessory	Coin Box ON-OFF + Detergent A-B (EUR, CHF, GBP) Coiner can be taught all coins) Needs a service technician to activate the accessory.			X	X
107371028	Accessory	Pressure Relief If the system is not in use for a period of time (can be adjusted) the machine will close down and relieve the pressure in the high pressure line. Needs a service technician to activate the accessory.			X (Requires WBT)	X (Requires WBT)
107371029	Accessory	Accessory Storage and high pressure hose Can storage 3 lances, one foam sprayer and high pressure hose.	X	X	X	X
107371013	Accessory	Junctionbox Remote/slave. Connection box for remote control extension cable. Needs a service technician to activate the accessory.			X	X
107371000	Factory Mounted Option	Water Break Tank (WBT) max 40 l/min	X	X	X	X (SC DUO 6P requires 2 WBT)
107371014	Factory Mounted Option	Water Inlet Security Opens and closes a solenoid valve on the water inlet line, at the same time as the machine starts and stops. Needs a service technician to activate the accessory.			X	X
107371003	Factory Mounted Option	Stainless Steel cabinet parts UNO		X	X	
107371004	Factory Mounted Option	Stainless Steel cabinet parts DUO				X
107371005	Factory Mounted Option	Low Water Security Pressure switch on water inlet of stationary units. Set to 1 bar. If inlet water lower than 1 bar - the motor pump stops avoiding the unit running in "dry" mode.			X	X
107371006	Factory Mounted Option	2 x High Pressure Detergent (Also needs Remote Control 107371007) Injection of 2 x detergent at high pressure. Volume can be adjusted on the detergent pumps. (0-13 l/hour).			X Requires remote control and WBT	X Requires remote control and WBT
107371007	Factory Mounted Option	Remote Control 6 functions			X	X
107371008	Factory Mounted Option	Coin Box ON-OFF + Detergent A-B (Coiner is for EUR, CHF, GBP coins) Coiner can be taught coins from all other kind of currencies.			X	X
107371009	Factory Mounted Option	Pressure Relief If the system is not in use for a period of time (can be adjusted) the machine will close down and pressure drelief the high pressure line.			X (Requires WBT)	X (Requires WBT)
107371010	Factory Mounted Option	230/3/50 Conversion Kit 5M-L		X		
107371011	Factory Mounted Option	230/3/50 Conversion Kit 5M			X	
107371012	Factory Mounted Option	230/3/50 Conversion Kit 6P - 7P			X	

Option	Description	SH SOLAR D/G	SH SOLAR E
		Item No.	Item No.
High Pressure detergent manual use	Injection of detergent under high pressure, manually controlled at the machine.	107340903	na
	If WBT is added max. inlet of water temperatur for SC UNO 4M+5M = 40 degrees If WBT is added max. inlet of water temperatur for SC UNO/DUO 6P+7P = 70 degrees		
Cold/Warm switchover EH	Allows double water inlet (either hot or cold) and switchover between sources.	na	107370959
1 x detergent, EL. SOLAR OPTION	Injection of 1 x detergent under high pressure controlled by solenoid valve and dosing unit. Detergent can be activated at a remote control unit or box.	107370952 Also need: Remote control box with 4 buttons	107370952 Also need: Remote control box with 4 buttons
2 x detergent, EL. SOLAR OPTION	Injection of 2 x detergent under high pressure controlled by solenoid valve and dosing unit. Detergent can be activated at a remote control unit or coin box.	107370953 Also need: Remote control box with 5 buttons	107370953 Also need: Remote control box with 5 buttons
Option Automatic Pressure relief	If the system is not in use for 10 minutes (or 20 seconds after the system closes down), a valve opens and relieves the pressure in the high pressure piping line. The entire system is free of pressure and must afterwards be started again.	107370966	107370966
No-Scale Unti SOLAR Option	Prevents scale in the boiler or internal water tank.	107370958	107370958
Low water security - 1 bar	Pressure switch on water inlet of the stationary unit. Set to 1 bar. Inlet water lower than 1 bar - the motor pump stops avoiding the unit running in "dry" mode.	107340905	Standard
Water inlet security option	Opens and closes a solenoid valve on the water inlet line, at the same time as the machine starts and stops.	107340910	na
Remote control boxes	On-Off = 2 buttons On-Off+1 function (burner or option) = 3 buttons On-Off+2 functions (burner or option) = 4 buttons On-Off+3 functions (burner or option) = 5 buttons Mains cut off button	107340911 107340912 107340913 107340914 29277	107340911 107340912 107340913 107340914 29277
Coin boxes €½	Mechanical, simple on-off, €½	54328	54328
Coin boxes €1	Mechanical, simple on-off, €1	54329	54329
Coin boxes Token	Mechanical, simple on-off, Tokens	54330	54330
Coin boxes €½, incl. Detergent	Mechanical, on-off + 1 detergent, €½	54332	54332
Coin boxes €1, incl. Detergent	Mechanical, on-off + 1 detergent, €1	54333	54333
Coin boxes Token, incl. Detergent	Mechanical, on-off + 1 detergent, Token	54334	54334
FROST PROTECTION - Standard	Water wasted/no recirculation. Requires a built-in pressure relief. Change gun to "weeping gun".	107370954	107370954
FROST PROTECTION - Deluxe	incl. heating unit	107370955	107370955
M.M.O.	Allows connection of up to 3 SOLAR units together	107370964	107370964
Closed air intake for gas models	Closed air intake for gas models	107370965	107370965
Stainless steel parts G/GH	Stainless steel cabinet	107370963 (G+GH)	
Stainless steel parts D/EH	Stainless steel cabinet	107370962 (D)	107370962 (EH)
2 x chemical magnet valve	Requires control kit	107360901	
Winter gun - 12 bar	For frost protection - water wasted	106402243	106402243

Accessories for Pressure Washers

Accessories	Item no.
MH 4M-200/960 FA	
MH 4M-200/960 FAX	
MH 4M-210/1000 PAX	
MH 4M-220/1000 FA	
MH 4M-220/1000 FAX	
MH 5M-200/960 FA	
MH 5M-200/960 FAX	
MH 5M-210/1100 FA	
MH 5M-210/1100 FAX	
MH 5M-210/1100 PAX	
MH 5M 180/800 FA	
MH 5M 180/800 FAX	
MH 6P-175/1250 FA	
MH 6P-175/1250 FAX	
MH 6P-200/1300 FA	
MH 6P-200/1300 FAX	
MH 7P-180/1260 FA	
MH 7P-180/1260 FAX	
MH 8P-180/2000 FA	
MH 8P-180/2000 FAX	
SC UNO 4M-140/620 P5	
SC UNO 4M-160/720 P5	
SC UNO 5M-200/1050	
SC UNO 5M-200/1050 L	
SC UNO 6P-160/2500	
SC UNO 6P-170/1610	
SC UNO 6P-200/1900	
SC UNO 7P-180/1200	
SC DUO 6P-160/5000	
SC DUO 6P-170/3220	
SC DUO 6P-200/3800	
SC DUO 7P-180/2400	
SC DELTA 6P 160M500-3 EU	
SC DELTA 6P 160M600-4 EU	
SC DELTA 6P 160M900-6 EU	
SC DELTA 8P 100/1000-4-400/3/50 EU	
SC DELTA 8P 100/1500-6-400/3/50 EU	
SC DELTA 8P 100/7500-3 400/3/50 EU	
SH SOLAR 7P-170/1200 D	
SH SOLAR 7P-170/1200 D55	
SH SOLAR 8P-180/2000 D	
SH SOLAR 7P-135/875 E18	
SH SOLAR 7P-170/1200 E18	
SH SOLAR 7P-170/1200 E36	
SH SOLAR 7P-170/1200 E54	
SH SOLAR 5M-150/1020 G	
SH SOLAR 7P-170/1200 G	
SH TRUCK 5M-180/970	
SH TRUCK 7P-175/1260	
SH AUTO 5M-100/500 D55	
SH AUTO 5M-100/500 E	
MC 3C-160/740 PET	
MC 3C 180/770 PET	
MC 4C 220/770 PEXT	
MC 5C 230/940 PE	
MC 5C 280/1000 PE	
MC 5C 280/1000 PEXT	
MC 5M-195/1000 DE	
MC 5M 280/1100 PE	
MC 5M 280/1100 PE Cage	
MC 7P-220/1120 PE PLUS	
MH 5M-200/1000 DE	
MH 7P-220/1120 PE	
MH 7P-220/1300 DE	
	106402075
	101119496
	101119499
	1600493
	1603101
	1609325
	1801075
	66159
	6401067
	66161
	106404529
	1608629
	1311
	6577
	1600659
	1604669
	66160
	66162

Standard accessories
 Supplementary accessories
 Supplementary and mountable accessories

Accessories for Pressure Washers

Accessories	Item no.
MH 4M-200/960 FA	
MH 4M-200/960 FAX	
MH 4M-210/1000 PAX	
MH 4M-220/1000 FA	
MH 4M-220/1000 FAX	
MH 5M-200/960 FA	
MH 5M-200/960 FAX	
MH 5M-210/1100 FA	
MH 5M-210/1100 FAX	
MH 5M-210/1100 PAX	
MH 5M 180/800 FA	
MH 5M 180/800 FAX	
MH 6P-175/1250 FA	
MH 6P-200/1300 FA	
MH 6P-200/1300 FAX	
MH 7P-180/1260 FA	
MH 7P-180/1260 FAX	
MH 8P-180/2000 FA	
MH 8P-180/2000 FAX	
SC UNO 4M-140/620 P5	
SC UNO 4M-160/720 P5	
SC UNO 5M-200/1050	
SC UNO 5M-200/1050 L	
SC UNO 6P-160/2500	
SC UNO 6P-170/1610	
SC UNO 6P-200/1900	
SC UNO 7P-180/1200	
SC DUO 6P-160/5000	
SC DUO 6P-170/3220	
SC DUO 6P-200/3800	
SC DUO 7P-180/2400	
SC DELTA 6P 160M500-3 EU	
SC DELTA 6P 160M600-4 EU	
SC DELTA 6P 160M900-6 EU	
SC DELTA 8P 100/15000-4-400/3/50 EU	
SC DELTA 8P 100/15000-6-400/3/50 EU	
SC DELTA 8P 100/15000-3-400/3/50 EU	
SH SOLAR 7P-170/1200 D	
SH SOLAR 7P-170/1200 D55	
SH SOLAR 8P-180/2000 D	
SH SOLAR 7P-135/875 E18	
SH SOLAR 7P-170/1200 E18	
SH SOLAR 7P-170/1200 E36	
SH SOLAR 7P-170/1200 E54	
SH SOLAR 5M-150/1020 G	
SH SOLAR 7P-170/1200 G	
SH TRUCK 5M-180/970	
SH TRUCK 7P-175/1260	
SH AUTO 5M-100/500 D55	
SH AUTO 5M-100/500 E	
MC 2C-160/740 PET	
MC 3C 180/770 PET	
MC 4C 220/770 PEXT	
MC 5C 230/940 PE	
MC 5C 280/1000 PE	
MC 5C 280/1000 PEXT	
MC 5M-195/1000 DE	
MC 5M 280/1100 PE	
MC 5M 280/1100 PE Cage	
MC 7P-220/1120 PE PLUS	
MH 5M-200/1000 DE	
MH 7P-220/1120 PE	
MH 7P-220/1300 DE	
	1718
	61369
	1602945
	301002275
	101405641
	126528620
	6528613
	101406058
	101117763
	101406069
	101406175
	101406176
	107142542
	1405569
	101405770
	301001100
	301001101
	1405666

- Standard accessories
- Supplementary accessories
- Supplementary and mountable accessories

Accessories for Pressure Washers

Accessories	Item no.
MH 4M-200/960 FA	
MH 4M-200/960 FAX	
MH 4M-210/1000 PAX	
MH 4M-220/1000 FA	
MH 4M-220/1000 FAX	
MH 5M-200/960 FA	
MH 5M-200/960 FAX	
MH 5M-210/1100 FA	
MH 5M-210/1100 FAX	
MH 5M-180/800 FA	
MH 5M-180/800 FAX	
MH 6P-175/1250 FA	
MH 6P-175/1250 FAX	
MH 6P-200/1300 FA	
MH 6P-200/1300 FAX	
MH 7P-180/1260 FA	
MH 7P-180/1260 FAX	
MH 8P-180/2000 FA	
MH 8P-180/2000 FAX	
SC UNO 4M-140/620 P5	
SC UNO 4M-160/720 P5	
SC UNO 5M-200/1050	
SC UNO 5M-200/1050 L	
SC UNO 6P-160/2500	
SC UNO 6P-170/1610	
SC UNO 6P-200/1900	
SC UNO 7P-180/1200	
SC DUO 6P-160/5000	
SC DUO 6P-170/3220	
SC DUO 6P-200/3800	
SC DUO 7P-180/2400	
SC DELTA 6P 160M500-3 EU	
SC DELTA 6P 160M600-4 EU	
SC DELTA 6P 160M900-6 EU	
SC DELTA 8P 100/10000-4 400/3/50 EU	
SC DELTA 8P 100/15000-6 400/3/50 EU	
SC DELTA 8P 100/7500-3 400/3/50 EU	
SH SOLAR 7P-170/1200 D	
SH SOLAR 7P-170/1200 D55	
SH SOLAR 8P-180/2000 D	
SH SOLAR 7P-135/875 E18	
SH SOLAR 7P-170/1200 E18	
SH SOLAR 7P-170/1200 E36	
SH SOLAR 7P-170/1200 E54	
SH SOLAR 5M-150/1020 G	
SH SOLAR 7P-170/1200 G	
SH TRUCK 5M-180/970	
SH TRUCK 7P-175/1260	
SH AUTO 5M-100/500 D55	
SH AUTO 5M-100/500 E	
MC 3C-160/740 PET	
MC 3C 180/770 PET	
MC 4C 220/770 PEXT	
MC 5C 230/940 PE	
MC 5C 280/1000 PE	
MC 5C 280/1000 PEXT	
MC 5M-195/1000 DE	
MC 5M 280/1100 PE	
MC 5M 280/1100 PE Cage	
MC 7P-220/1120 PE PLUS	
MH 5M-200/1000 DE	
MH 7P-220/1120 PE	
MH 7P-220/1300 DE	
	4810219
	4810213
	4810214
	101406186
	101406187
	1716
	101118105
	106411177
	106411179
	106411178
	106411184
	4809131
	6465
	6401094
	107145800
	106403143
	107145803
	301001310

- Standard accessories
- Supplementary accessories
- Supplementary and mountable accessories

Accessories for Pressure Washers

Accessories	Item no.
MH 4M-200/960 FA	
MH 4M-200/960 FAX	
MH 4M-210/1000 PAX	
MH 4M-220/1000 FA	
MH 4M-220/1000 FAX	
MH 5M-200/960 FA	
MH 5M-200/960 FAX	
MH 5M-210/1100 FA	
MH 5M-210/1100 PAX	
MH 5M 180/800 FA	
MH 5M 180/800 PA	
MH 6P-175/1250 FA	
MH 6P-175/1250 FAX	
MH 6P-200/1300 FA	
MH 6P-200/1300 FAX	
MH 7P-180/1260 FA	
MH 7P-180/1260 FAX	
MH 8P-180/2000 FA	
MH 8P-180/2000 FAX	
SC UNO 4M-140/620 P5	
SC UNO 4M-160/720 P5	
SC UNO 5M-200/1050	
SC UNO 5M-200/1050 L	
SC UNO 6P-160/2500	
SC UNO 6P-170/1610	
SC UNO 6P-200/1900	
SC UNO 7P-180/1200	
SC DUO 6P-160/5000	
SC DUO 6P-170/3220	
SC DUO 6P-200/3800	
SC DUO 7P-180/2400	
SC DELTA 6P 160/4500-3 EU	
SC DELTA 6P 160/6000-4 EU	
SC DELTA 6P 160/9000-6 EU	
SC DELTA 8P 100/10000-4-400/3/50 EU	
SC DELTA 8P 100/15000-6-400/3/50 EU	
SC DELTA 8P 100/7500-3 400/3/50 EU	
SH SOLAR 7P-170/1200 D	
SH SOLAR 7P-170/1200 D55	
SH SOLAR 8P-180/2000 D	
SH SOLAR 7P-135/875 E18	
SH SOLAR 7P-170/1200 E18	
SH SOLAR 7P-170/1200 E36	
SH SOLAR 7P-170/1200 E54	
SH SOLAR 5M-150/1020 G	
SH SOLAR 7P-170/1200 G	
SH TRUCK 5M-180/970	
SH TRUCK 7P-175/1260	
SH AUTO 5M-100/500 D55	
SH AUTO 5M-100/500 E	
MC 2C-160/740 PET	
MC 3C 180/770 PET	
MC 4C 220/770 PEXT	
MC 5C 230/940 PE	
MC 5C 280/1000 PE	
MC 5C 280/1000 PEXT	
MC 5M-195/1000 DE	
MC 5M 280/1100 PE	
MC 5M 280/1100 PE Cage	
MC 7P-220/1120 PE PLUS	
MH 5M-200/1000 DE	
MH 7P-220/1120 PE	
MH 7P-220/1300 DE	
	106403184
	106403168
	6400170
	106403131
	106403122
	106403123
	106402191
	106404530
	101119484
	106402190
	106402243
	106402110
	107142505
	106403197
	301001090
	106403160
	301001089
	106403145

- Standard accessories
- Supplementary accessories
- Supplementary and mountable accessories

Accessories for Pressure Washers

Accessories	Item no.
MH 4M-200/960 FA	
MH 4M-200/960 FAX	
MH 4M-210/1000 PAX	
MH 4M-220/1000 FA	
MH 4M-220/1000 FAX	
MH 5M-200/960 FA	
MH 5M-200/960 FAX	
MH 5M-210/1100 FA	
MH 5M-210/1100 FAX	
MH 5M-210/1100 PAX	
MH 5M 180/800 FA	
MH 5M 180/800 FAX	
MH 6P-175/1250 FA	
MH 6P-175/1250 FAX	
MH 6P-200/1300 FA	
MH 6P-200/1300 FAX	
MH 7P-180/1260 FA	
MH 7P-180/1260 FAX	
MH 8P-180/2000 FA	
MH 8P-180/2000 FAX	
SC UNO 4M-140/620 P5	
SC UNO 4M-160/720 P5	
SC UNO 5M-200/1050	
SC UNO 5M-200/1050 L	
SC UNO 6P-160/2500	
SC UNO 6P-170/1610	
SC UNO 6P-200/1900	
SC UNO 7P-180/1200	
SC DUO 6P-160/5000	
SC DUO 6P-170/3220	
SC DUO 6P-200/3800	
SC DUO 7P-180/2400	
SC DELTA 6P 160M500-3 EU	
SC DELTA 6P 160M600-4 EU	
SC DELTA 6P 160M900-6 EU	
SC DELTA 8P 100/10000-4-400/3/50 EU	
SC DELTA 8P 100/15000-6-400/3/50 EU	
SC DELTA 8P 100/7500-3 400/3/50 EU	
SH SOLAR 7P-170/1200 D	
SH SOLAR 7P-170/1200 D55	
SH SOLAR 8P-180/2000 D	
SH SOLAR 7P-135/875 E18	
SH SOLAR 7P-170/1200 E18	
SH SOLAR 7P-170/1200 E36	
SH SOLAR 7P-170/1200 E54	
SH SOLAR 5M-150/1020 G	
SH SOLAR 7P-170/1200 G	
SH TRUCK 5M-180/970	
SH TRUCK 7P-175/1260	
SH AUTO 5M-100/500 D55	
SH AUTO 5M-100/500 E	
MC 2C-160/740 PET	
MC 3C 180/770 PET	
MC 4C 220/770 PEXT	
MC 5C 230/940 PE	
MC 5C 280/1000 PE	
MC 5C 280/1000 PEXT	
MC 5M-195/1000 DE	
MC 5M 280/1100 PE	
MC 5M 280/1100 PE Cage	
MC 7P-220/1120 PE PLUS	
MH 5M-200/1000 DE	
MH 7P-220/1120 PE	
MH 7P-220/1300 DE	
	106403183
	106403199
	107142570
	107142571
	6402018
	106403013
	106403011
	106403010
	106403012
	106403023
	106403025
	106403091
	106403092
	106403093
	106403094
	106403095
	106403096
	106403110

Standard accessories
 Supplementary accessories
 Supplementary and mountable accessories

Accessories for Pressure Washers



MC 2C-120/520 T
MC 2C-120/520 XT
MC 2C-140/610 XT
MC 2C-150/650
MC 2C-150/650 XT
MC 3C-150/660
MC 3C-150/660 XT
MC 3C-160/770
MC 3C-170/820
MC 3C-170/820 XT
MC 5M-180/840
MC 5M-180/840 XT
MC 5M-200/1000
MC 5M-200/1000 XT
MC 5M-200/1050
MC 5M-200/1050 PA
MC 5M-200/1050 XT
MC 5M-220/1130
MC 5M-220/1130 FA
MC 5M-220/1130 XT
MC 4M-140/620
MC 4M-160/620
MC 4M-160/620 XT
MC 4M-180/740
MC 4M-180/740 XT
MC 6P-170/1600 FA
MC 6P-170/1600 FAXT
MC 6P-180/1300 FA
MC 6P-180/1300 FAXT
MC 6P-200/1100 FAXT
MC 6P-250/1100 FA
MC 6P-250/1100 FAXT
MC 7P-195/1280 FA
MC 7P-195/1280 FAXT
MC 7P-195/1280 HBFA
MC 7P-195/1280 HFA
MC 8P-160/2500
MC 8P-160/2500 ST
MC 8P-180/2100
MH 3C-145/600 FA
MH 3C-145/600 PAX
MH 3C-180/780 PA
MH 3C-180/780 PAX
MH 3M-140/580 PA
MH 3M-140/580 PAX
MH 3M-140/580 PAX 230/1/50 EU
MH 3M-160/770 PA
MH 3M-160/770 PAX-400/3/50 EU
MH 4M-130/720 FA
MH 4M-180/860 FA
MH 4M-180/860 FAL

PowerSpeed Vario Lance

POWERSPEED VARIO PLUS 1090 BEND 1200



POWERSPEED VARIO PLUS 1090 BEND 1590



FlexoPower Lance

FLEXOPOWER PLUS 960 BEND W/O NOZZLE



FLEXOPOWER PLUS 960 W/O NOZZLE BLUE



FLEXOPOWER PLUS 990 BEND W/O NOZ.



FLEXOPOWER PLUS 990 W/O NOZZLE BLUE



FLEXOPOWER PLUS 1120 W/O NOZZLE BLUE



Universal Lance

UNIVERSAL PLUS 650 W/O NOZZLE STRAIGHT



UNIVERSAL PLUS 1080 W/O NOZZ STRAIGHT



UNIVERSAL PLUS 1080 BENT 170 F. BRUSH



UNIVERSAL PLUS 1560 W/O NOZZLE STRAIGHT



UNIVERSAL PLUS 2060 W/O NOZZLE STRAIGHT



UNIVERSAL PLUS LANCE 940 BEND W/O NOZZ



UNIVERSAL PLUS LANCE 1080 BEND W/O NOZZ



UNIVERSAL PLUS LANCE 1230 BEND W/O NOZZL



TurboHammer Lance

TURBOHAMMER PLUS 950 STRAIGHT W12 0350

TURBOHAMMER PLUS 1115 STRAIGHT W12 0400

TURBOHAMMER PLUS 1125 STRAIGHT W11 0550

● Standard accessories
○ Supplementary accessories
□ Supplementary and mountable accessories

Accessories for Pressure Washers

Accessories	Item no.
MH 4M-200/960 FA	
MH 4M-200/960 FAX	
MH 4M-210/1000 PAX	
MH 4M-220/1000 FA	
MH 4M-220/1000 FAX	
MH 5M-200/960 FA	
MH 5M-200/960 FAX	
MH 5M-210/1100 FA	
MH 5M-210/1100 FAX	
MH 5M-210/1100 PAX	
MH 5M 180/800 FA	
MH 5M 180/800 FAX	
MH 6P-175/1250 FA	
MH 6P-175/1250 FAX	
MH 6P-200/1300 FA	
MH 6P-200/1300 FAX	
MH 7P-180/1260 FA	
MH 7P-180/1260 FAX	
MH 8P-180/2000 FA	
MH 8P-180/2000 FAX	
SC UNO 4M-140/620 P5	
SC UNO 4M-160/720 P5	
SC UNO 5M-200/1050	
SC UNO 5M-200/1050 L	
SC UNO 6P-160/2500	
SC UNO 6P-170/1610	
SC UNO 6P-200/1900	
SC UNO 7P-180/1200	
SC DUO 6P-160/5000	
SC DUO 6P-170/3220	
SC DUO 6P-200/3800	
SC DUO 7P-180/2400	
SC DELTA 6P 160M500-3 EU	
SC DELTA 6P 160M600-4 EU	
SC DELTA 6P 160M900-6 EU	
SC DELTA 8P 100/1000-4-400/3/50 EU	
SC DELTA 8P 100/1500-6-400/3/50 EU	
SC DELTA 8P 100/7500-3 400/3/50 EU	
SH SOLAR 7P-170/1200 D	
SH SOLAR 7P-170/1200 D55	
SH SOLAR 8P-180/2000 D	
SH SOLAR 7P-135/875 E18	
SH SOLAR 7P-170/1200 E18	
SH SOLAR 7P-170/1200 E36	
SH SOLAR 7P-170/1200 E54	
SH SOLAR 5M-150/1020 G	
SH SOLAR 7P-170/1200 G	
SH TRUCK 5M-180/970	
SH TRUCK 7P-175/1260	
SH AUTO 5M-100/500 D55	
SH AUTO 5M-100/500 E	
MC 2C-160/740 PET	
MC 3C 180/770 PET	
MC 4C 220/770 PEXT	
MC 5C 230/940 PE	
MC 5C 280/1000 PE	
MC 5C 280/1000 PEXT	
MC 5M-195/1000 DE	
MC 5M 280/1100 PE	
MC 5M 280/1100 PE Cage	
MC 7P-220/1120 PE PLUS	
MH 5M-200/1000 DE	
MH 7P-220/1120 PE	
MH 7P-220/1300 DE	
	106403111
	106403112
	106402282
	106408229
	106402281
	106408228
	106408227
	106403032
	106403033
	106403037
	106403031
	106403030
	106403036
	106403035
	106403034
	106403077
	106403002
	106402292

- Standard accessories
- Supplementary accessories
- Supplementary and mountable accessories

Accessories for Pressure Washers

Accessories	Item no.
MH 4M-200/960 FA	
MH 4M-200/960 FAX	
MH 4M-210/1000 PAX	
MH 4M-220/1000 FA	
MH 4M-220/1000 FAX	
MH 5M-200/960 FA	
MH 5M-200/960 FAX	
MH 5M-210/1100 FA	
MH 5M-210/1100 FAX	
MH 5M-180/800 FA	
MH 5M-180/800 FAX	
MH 6P-175/1250 FA	
MH 6P-175/1250 FAX	
MH 6P-200/1300 FA	
MH 6P-200/1300 FAX	
MH 7P-180/1260 FA	
MH 7P-180/1260 FAX	
MH 8P-180/2000 FA	
MH 8P-180/2000 FAX	
SC UNO 4M-140/620 P5	
SC UNO 4M-160/720 P5	
SC UNO 5M-200/1050	
SC UNO 5M-200/1050 L	
SC UNO 6P-160/2500	
SC UNO 6P-170/1610	
SC UNO 6P-200/1900	
SC UNO 7P-180/1200	
SC DUO 6P-160/5000	
SC DUO 6P-170/3220	
SC DUO 6P-200/3800	
SC DUO 7P-180/2400	
SC DELTA 6P 160M500-3 EU	
SC DELTA 6P 160M600-4 EU	
SC DELTA 6P 160M900-6 EU	
SC DELTA 8P 100/15000-4-400/3/50 EU	
SC DELTA 8P 100/15000-6-400/3/50 EU	
SC DELTA 8P 100/15000-3-400/3/50 EU	
SH SOLAR 7P-170/1200 D	
SH SOLAR 7P-170/1200 D55	
SH SOLAR 8P-180/2000 D	
SH SOLAR 7P-135/875 E18	
SH SOLAR 7P-170/1200 E18	
SH SOLAR 7P-170/1200 E36	
SH SOLAR 7P-170/1200 E54	
SH SOLAR 5M-150/1020 G	
SH SOLAR 7P-170/1200 G	
SH TRUCK 5M-180/970	
SH TRUCK 7P-175/1260	
SH AUTO 5M-100/500 D55	
SH AUTO 5M-100/500 E	
MC 3C-160/740 PET	
MC 3C 180/770 PET	
MC 4C 220/770 PEXT	
MC 5C 230/940 PE	
MC 5C 280/1000 PE	
MC 5C 280/1000 PEXT	
MC 5M-195/1000 DE	
MC 5M 280/1100 PE	
MC 5M 280/1100 PE Cage	
MC 7P-220/1120 PE PLUS	
MH 5M-200/1000 DE	
MH 7P-220/1120 PE	
MH 7P-220/1300 DE	
	6402016
	6401193
	106401239
	6400036
	6300848
	6300851
	6300849
	6300852
	6300847
	6300850
	6300870
	106403201
	106403204
	106403202
	106403203
	6300846
	6300853
	48874

- Standard accessories
- Supplementary accessories
- Supplementary and mountable accessories

Accessories for Pressure Washers

Accessories	Item no.
MH 4M-200/960 FA	
MH 4M-200/960 FAX	
MH 4M-210/1000 PAX	
MH 4M-220/1000 FA	
MH 4M-220/1000 FAX	
MH 5M-200/960 FA	
MH 5M-200/960 FAX	
MH 5M-210/1100 FA	○
MH 5M-210/1100 FAX	○
MH 5M 180/800 FA	
MH 5M 180/800 FAX	
MH 6P-175/1250 FA	
MH 6P-175/1250 FAX	
MH 6P-200/1300 FA	
MH 6P-200/1300 FAX	
MH 7P-180/1260 FA	
MH 7P-180/1260 FAX	
MH 8P-180/2000 FA	
MH 8P-180/2000 FAX	
SC UNO 4M-140/620 P5	
SC UNO 4M-160/720 P5	
SC UNO 5M-200/1050	○
SC UNO 5M-200/1050 L	○
SC UNO 6P-160/2500	
SC UNO 6P-170/1610	
SC UNO 6P-200/1900	
SC UNO 7P-180/1200	○
SC DUO 6P-160/5000	
SC DUO 6P-170/3220	
SC DUO 6P-200/3800	
SC DUO 7P-180/2400	○
SC DELTA 6P 160M4500-3 EU	
SC DELTA 6P 160M6000-4 EU	
SC DELTA 6P 160M9000-6 EU	
SC DELTA 8P 100/15000-4-400/3/50 EU	
SC DELTA 8P 100/15000-6-400/3/50 EU	
SC DELTA 8P 100/15000-3 400/3/50 EU	
SH SOLAR 7P-170/1200 D	
SH SOLAR 7P-170/1200 D55	
SH SOLAR 8P-180/2000 D	
SH SOLAR 7P-135/875 E18	
SH SOLAR 7P-170/1200 E18	
SH SOLAR 7P-170/1200 E36	
SH SOLAR 7P-170/1200 E54	
SH SOLAR 5M-150/1020 G	
SH SOLAR 7P-170/1200 G	
SH TRUCK 5M-180/970	
SH TRUCK 7P-175/1260	
SH AUTO 5M-100/500 D55	○
SH AUTO 5M-100/500 E	
MC 2C-160/740 PET	
MC 3C 180/770 PET	
MC 4C 220/770 PEXT	
MC 5C 230/940 PE	○
MC 5C 280/1000 PE	
MC 5C 280/1000 PEXT	
MC 5M-195/1000 DE	
MC 5M 280/1100 PE	
MC 5M 280/1100 PE Cage	
MC 7P-220/1120 PE PLUS	
MH 5M-200/1000 DE	○
MH 7P-220/1120 PE	
MH 7P-220/1300 DE	
	48875
	48872
	48982
	48981
	102802856
	49283
	65437
	301001108
	106408221
	7815
	2504
	8528
	7813
	7814
	2506
	2507
	107142577
	107142579

- Standard accessories
- Supplementary accessories
- Supplementary and mountable accessories

Accessories for Pressure Washers

Accessories	Item no.
MH 4M-200/960 FA	
MH 4M-200/960 FAX	
MH 4M-210/1000 PAX	
MH 4M-220/1000 FA	
MH 4M-220/1000 FAX	
MH 5M-200/960 FA	
MH 5M-200/960 FAX	
MH 5M-210/1100 FA	
MH 5M-210/1100 PAX	
MH 5M 180/800 FA	
MH 5M 180/800 PA	
MH 6P-175/1250 FA	
MH 6P-175/1250 FAX	
MH 6P-200/1300 FA	
MH 6P-200/1300 FAX	
MH 7P-180/1260 FA	
MH 7P-180/1260 FAX	
MH 8P-180/2000 FA	
MH 8P-180/2000 FAX	
SC UNO 4M-140/620 P5	
SC UNO 4M-160/720 P5	
SC UNO 5M-200/1050	
SC UNO 5M-200/1050 L	
SC UNO 6P-160/2500	
SC UNO 6P-170/1610	
SC UNO 6P-200/1900	
SC UNO 7P-180/1200	
SC DUO 6P-160/5000	
SC DUO 6P-170/3220	
SC DUO 6P-200/3800	
SC DUO 7P-180/2400	
SC DELTA 6P 160M4500-3 EU	
SC DELTA 6P 160M6000-4 EU	
SC DELTA 6P 160M9000-6 EU	
SC DELTA 8P 100M10000-4 400/3/50 EU	
SC DELTA 8P 100M15000-6 400/3/50 EU	
SC DELTA 8P 100M7500-3 400/3/50 EU	
SH SOLAR 7P-170/1200 D	
SH SOLAR 7P-170/1200 D55	
SH SOLAR 8P-180/2000 D	
SH SOLAR 7P-135/875 E18	
SH SOLAR 7P-170/1200 E18	
SH SOLAR 7P-170/1200 E36	
SH SOLAR 7P-170/1200 E54	
SH SOLAR 5M-150/1020 G	
SH SOLAR 7P-170/1200 G	
SH TRUCK 5M-180/970	
SH TRUCK 7P-175/1260	
SH AUTO 5M-100/500 D55	
SH AUTO 5M-100/500 E	
MC 2C-160/740 PET	
MC 3C 180/770 PET	
MC 4C 220/770 PEXT	
MC 5C 230/940 PE	
MC 5C 280/1000 PE	
MC 5C 280/1000 PEXT	
MC 5M-195/1000 DE	
MC 5M 280/1100 PE	
MC 5M 280/1100 PE Cage	
MC 7P-220/1120 PE PLUS	
MH 5M-200/1000 DE	
MH 7P-220/1120 PE	
MH 7P-220/1300 DE	
	15440
	17387
	7819
	7820
	41394
	7811
	8097
	5004
	5006
	5007
	5008
	101117692
	101117695
	101119735
	101119736
	101119737
	101119738
	101119739

- Standard accessories
- Supplementary accessories
- Supplementary and mountable accessories

Accessories for Pressure Washers

Accessories	Item no.
MH 4M-200/960 FA	
MH 4M-200/960 FAX	
MH 4M-220/1000 PAX	
MH 4M-220/1000 FA	
MH 4M-220/1000 FAX	
MH 5M-200/960 FA	
MH 5M-200/960 FAX	
MH 5M-210/1100 FA	
MH 5M-210/1100 FAX	
MH 5M 180/800 FA	
MH 5M 180/800 FAX	
MH 6P-175/1250 FA	
MH 6P-175/1250 FAX	
MH 6P-200/1300 FA	
MH 6P-200/1300 FAX	
MH 7P-180/1260 FA	
MH 7P-180/1260 FAX	
MH 8P-180/2000 FA	
MH 8P-180/2000 FAX	
SC UNO 4M-140/620 P5	
SC UNO 4M-160/720 P5	
SC UNO 5M-200/1050	
SC UNO 5M-200/1050 L	
SC UNO 6P-160/2500	
SC UNO 6P-170/1610	
SC UNO 6P-200/1900	
SC UNO 7P-180/1200	
SC DUO 6P-160/5000	
SC DUO 6P-170/3220	
SC DUO 6P-200/3800	
SC DUO 7P-180/2400	
SC DELTA 6P 160M4500-3 EU	
SC DELTA 6P 160M6000-4 EU	
SC DELTA 6P 160M9000-6 EU	
SC DELTA 8P 100M10000-4-400/3/50 EU	
SC DELTA 8P 100M15000-6-400/3/50 EU	
SC DELTA 8P 100M7500-3-400/3/50 EU	
SH SOLAR 7P-170/1200 D	
SH SOLAR 7P-170/1200 D55	
SH SOLAR 8P-180/2000 D	
SH SOLAR 7P-135/875 E18	
SH SOLAR 7P-170/1200 E18	
SH SOLAR 7P-170/1200 E36	
SH SOLAR 7P-170/1200 E54	
SH SOLAR 5M-150/1020 G	
SH SOLAR 7P-170/1200 G	
SH TRUCK 5M-180/970	
SH TRUCK 7P-175/1260	
SH AUTO 5M-100/500 D55	
SH AUTO 5M-100/500 E	
MC 2C-160/740 PET	
MC 3C 180/770 PET	
MC 4C 220/770 PEXT	
MC 5C 230/940 PE	
MC 5C 280/1000 PE	
MC 5C 280/1000 PEXT	
MC 5M-195/1000 DE	
MC 5M 280/1100 PE	
MC 5M 280/1100 PE Cage	
MC 7P-220/1120 PE PLUS	
MH 5M-200/1000 DE	
MH 7P-220/1120 PE	
MH 7P-220/1300 DE	

- Standard accessories
- Supplementary accessories
- Supplementary and mountable accessories

Accessories for Pressure Washers



MC 2C-120/520 T	MC 2C-120/520 XT	MC 2C-140/610 XT	MC 2C-150/650	MC 2C-150/650 XT	MC 3C-150/660	MC 3C-150/660 XT	MC 3C-160/770	MC 3C-170/820	MC 3C-170/820 XT	MC 5M-180/840	MC 5M-180/840 XT	MC 5M-200/1000	MC 5M-200/1000 XT	MC 5M-200/1050	MC 5M-200/1050 XT	MC 5M-220/1130	MC 5M-220/1130 FA	MC 5M-220/1130 XT	MC 4M-140/620	MC 4M-160/620	MC 4M-160/620 XT	MC 4M-180/740	MC 4M-180/740 XT	MC 6P-170/1600 FA	MC 6P-170/1600 FAXT	MC 6P-180/1300 FA	MC 6P-180/1300 FAXT	MC 6P-200/1100 FAXT	MC 6P-250/1100 FA	MC 6P-250/1100 FAXT	MC 7P-195/1280 FA	MC 7P-195/1280 FAXT	MC 7P-195/1280 HBFA	MC 8P-160/2500	MC 8P-160/2500 ST	MC 8P-180/2100	MH 3C-145/600 FA	MH 3C-145/600 PAX	MH 3C-180/780 PA	MH 3C-180/780 PAX	MH 3M-140/580 PA	MH 3M-140/580 PAX 230/1/50 EU	MH 3M-160/770 PA	MH 3M-160/770 PAX 400/3/50 EU	MH 4M-130/720 FA	MH 4M-180/860 FA	MH 4M-180/860 FAL
-----------------	------------------	------------------	---------------	------------------	---------------	------------------	---------------	---------------	------------------	---------------	------------------	----------------	-------------------	----------------	-------------------	----------------	-------------------	-------------------	---------------	---------------	------------------	---------------	------------------	-------------------	---------------------	-------------------	---------------------	---------------------	-------------------	---------------------	-------------------	---------------------	---------------------	----------------	-------------------	----------------	------------------	-------------------	------------------	-------------------	------------------	-------------------------------	------------------	-------------------------------	------------------	------------------	-------------------

Tornado Nozzle with Indication Ring

NOZZLE 1500 INDICATION RING OLIVE



4-in-1 Nozzle

NOZZLE 4-IN-1 ALU + INDICATION RING 0370



NOZZLE 4-IN-1 ALU + INDICATION RING 0400



NOZZLE 4-IN-1 ALU + INDICATION RING 0435



NOZZLE 4-IN-1 ALU + INDICATION RING 0450



Special Nozzle

CONTAINER CLEANING NOZZLE



NOZZLE - ROTARY W12 .0400

NOZZLE FOR LONG LANCEJET 6-7 M



NOZZLE PROTECTION CAP PA



VARIO NOZZLE HL-I 1/8-27N

VARIO-NOZZLE CASING 1/8



Nozzle

NOZZLE 0165

NOZZLE 0200

NOZZLE 0245

Filter Pressure Washer

CARTRIDGE FILTER REPLACEM. 50 uM

FILTER - WATER/SAND. SS



FILTER CARTRIDGE 1 1/2



Accessories for Pressure Washers

Accessories	Item no.
MH 4M-200/960 FA	
MH 4M-200/960 FAX	
MH 4M-210/1000 PAX	
MH 4M-220/1000 FA	
MH 4M-220/1000 FAX	
MH 5M-200/960 FA	
MH 5M-200/960 FAX	
MH 5M-210/1100 FA	
MH 5M-210/1100 FAX	
MH 5M-180/800 FA	
MH 5M-180/800 FAX	
MH 6P-175/1250 FA	
MH 6P-175/1250 FAX	
MH 6P-200/1300 FA	
MH 6P-200/1300 FAX	
MH 7P-180/1260 FA	
MH 7P-180/1260 FAX	
MH 8P-180/2000 FA	
MH 8P-180/2000 FAX	
SC UNO 4M-140/620 P5	
SC UNO 4M-160/720 P5	
SC UNO 5M-200/1050	
SC UNO 5M-200/1050 L	
SC UNO 6P-160/2500	
SC UNO 6P-170/1610	
SC UNO 6P-200/1900	
SC UNO 7P-180/1200	
SC DUO 6P-160/5000	
SC DUO 6P-170/3220	
SC DUO 6P-200/3800	
SC DUO 7P-180/2400	
SC DELTA 6P 160M500-3 EU	
SC DELTA 6P 160M600-4 EU	
SC DELTA 6P 160M900-6 EU	
SC DELTA 8P 100/1000-4-400/3/50 EU	
SC DELTA 8P 100/1500-6-400/3/50 EU	
SC DELTA 8P 100/7500-3 400/3/50 EU	
SH SOLAR 7P-170/1200 D	
SH SOLAR 7P-170/1200 D55	
SH SOLAR 8P-180/2000 D	
SH SOLAR 7P-135/875 E18	
SH SOLAR 7P-170/1200 E18	
SH SOLAR 7P-170/1200 E36	
SH SOLAR 7P-170/1200 E54	
SH SOLAR 5M-150/1020 G	
SH SOLAR 7P-170/1200 G	
SH TRUCK 5M-180/970	
SH TRUCK 7P-175/1260	
SH AUTO 5M-100/500 D55	
SH AUTO 5M-100/500 E	
MC 2C-160/740 PET	
MC 3C 180/770 PET	
MC 4C 220/770 PEXT	
MC 5C 230/940 PE	
MC 5C 280/1000 PE	
MC 5C 280/1000 PEXT	
MC 5M-195/1000 DE	
MC 5M 280/1100 PE	
MC 5M 280/1100 PE Cage	
MC 7P-220/1120 PE PLUS	
MH 5M-200/1000 DE	
MH 7P-220/1120 PE	
MH 7P-220/1300 DE	
	101119762
	101118130
	101118131
	101118132
	101118133
	15861
	65436
	2802696
	18430
	56829
	5888
	102802851
	102802852
	102802853
	1104041
	4601431
	4602439

● Standard accessories
 ○ Supplementary accessories
 □ Supplementary and mountable accessories

Accessories for Pressure Washers

Accessories	Item no.
MH 4M-200/960 FA	
MH 4M-200/960 FAX	
MH 4M-210/1000 PAX	
MH 4M-220/1000 FA	
MH 4M-220/1000 FAX	
MH 5M-200/960 FA	
MH 5M-200/960 FAX	
MH 5M-210/1100 FA	
MH 5M-210/1100 FAX	
MH 5M-180/800 FA	
MH 5M-180/800 FAX	
MH 6P-175/1250 FA	
MH 6P-175/1250 FAX	
MH 6P-200/1300 FA	
MH 6P-200/1300 FAX	
MH 7P-180/1260 FA	
MH 7P-180/1260 FAX	
MH 8P-180/2000 FA	
MH 8P-180/2000 FAX	
SC UNO 4M-140/620 P5	
SC UNO 4M-160/720 P5	
SC UNO 5M-200/1050	
SC UNO 5M-200/1050 L	
SC UNO 6P-160/2500	
SC UNO 6P-170/1610	
SC UNO 6P-200/1900	
SC UNO 7P-180/1200	
SC DUO 6P-160/5000	
SC DUO 6P-170/3220	
SC DUO 6P-200/3800	
SC DUO 7P-180/2400	
SC DELTA 6P 160M500-3 EU	
SC DELTA 6P 160M600-4 EU	
SC DELTA 6P 160M900-6 EU	
SC DELTA 8P 100/15000-4-400/3/50 EU	
SC DELTA 8P 100/15000-6-400/3/50 EU	
SC DELTA 8P 100/15000-3-400/3/50 EU	
SH SOLAR 7P-170/1200 D	
SH SOLAR 7P-170/1200 D55	
SH SOLAR 8P-180/2000 D	
SH SOLAR 7P-135/875 E18	
SH SOLAR 7P-170/1200 E18	
SH SOLAR 7P-170/1200 E36	
SH SOLAR 7P-170/1200 E54	
SH SOLAR 5M-150/1020 G	
SH SOLAR 7P-170/1200 G	
SH TRUCK 5M-180/970	
SH TRUCK 7P-175/1260	
SH AUTO 5M-100/500 D55	
SH AUTO 5M-100/500 E	
MC 2C-160/740 PET	
MC 3C 180/770 PET	
MC 4C 220/770 PEXT	
MC 5C 230/940 PE	
MC 5C 280/1000 PE	
MC 5C 280/1000 PEXT	
MC 5M-195/1000 DE	
MC 5M 280/1100 PE	
MC 5M 280/1100 PE Cage	
MC 7P-220/1120 PE PLUS	
MH 5M-200/1000 DE	
MH 7P-220/1120 PE	
MH 7P-220/1300 DE	
	31001012
	107144272
	106403194
	1604461
	106403181
	106403165
	106403142
	61256
	6400000
	106403144
	301000173
	107145802
	10356
	106402241
	14202
	6400088
	6400087
	6401431

- Standard accessories
- Supplementary accessories
- Supplementary and mountable accessories

Accessories for Pressure Washers

Accessories	6401432	6400019	6400018	6400016	106403187	106403157	106403159	106403158	31000912	6401246	6401247	106408164	107141635	106403162	301001311	6401245	6401242	6401243	
MH 4M-200/960 FA																			
MH 4M-200/960 FAX																			
MH 4M-210/1000 PAX																			
MH 4M-220/1000 FA																			
MH 4M-220/1000 FAX																			
MH 5M-200/960 FA																			
MH 5M-200/960 FAX																			
MH 5M-210/1100 FA																			
MH 5M-210/1100 FAX																			
MH 5M-210/1100 PAX																			
MH 5M 180/800 FA																			
MH 5M 180/800 FAX																			
MH 6P-175/1250 FA																			
MH 6P-175/1250 FAX																			
MH 6P-200/1300 FA																			
MH 6P-200/1300 FAX																			
MH 7P-180/1260 FA																			
MH 7P-180/1260 FAX																			
MH 8P-180/2000 FA																			
MH 8P-180/2000 FAX																			
SC UNO 4M-140/620 P5																			
SC UNO 4M-160/720 P5																			
SC UNO 5M-200/1050																			
SC UNO 5M-200/1050 L																			
SC UNO 6P-160/2500																			
SC UNO 6P-170/1610																			
SC UNO 6P-200/1900																			
SC UNO 7P-180/1200																			
SC DUO 6P-160/5000																			
SC DUO 6P-170/3220																			
SC DUO 6P-200/3800																			
SC DUO 7P-180/2400																			
SC DELTA 6P 160M500-3 EU																			
SC DELTA 6P 160M600-4 EU																			
SC DELTA 6P 160M900-6 EU																			
SC DELTA 8P 100/10000-4-400/3/50 EU																			
SC DELTA 8P 100/15000-6-400/3/50 EU																			
SC DELTA 8P 100/7500-3-400/3/50 EU																			
SH SOLAR 7P-170/1200 D																			
SH SOLAR 7P-170/1200 D55																			
SH SOLAR 8P-180/2000 D																			
SH SOLAR 7P-135/875 E18																			
SH SOLAR 7P-170/1200 E18																			
SH SOLAR 7P-170/1200 E36																			
SH SOLAR 7P-170/1200 E54																			
SH SOLAR 5M-150/1020 G																			
SH SOLAR 7P-170/1200 G																			
SH TRUCK 5M-180/970																			
SH TRUCK 7P-175/1260																			
SH AUTO 5M-100/500 D55																			
SH AUTO 5M-100/500 E																			
MC 2C-160/740 PET																			
MC 3C 180/770 PET																			
MC 4C 220/770 PEXT																			
MC 5C 230/940 PE																			
MC 5C 280/1000 PE																			
MC 5C 280/1000 PEXT																			
MC 5M-195/1000 DE																			
MC 5M 280/1100 PE																			
MC 5M 280/1100 PE Cage																			
MC 7P-220/1120 PE PLUS																			
MH 5M-200/1000 DE																			
MH 7P-220/1120 PE																			
MH 7P-220/1300 DE																			

● Standard accessories
 ○ Supplementary accessories
 □ Supplementary and mountable accessories

Accessories for Pressure Washers

Accessories	Item no.
MH 4M-200/960 FA	
MH 4M-200/960 FAX	
MH 4M-210/1000 PAX	
MH 4M-220/1000 FA	
MH 4M-220/1000 FAX	
MH 5M-200/960 FA	
MH 5M-200/960 FAX	
MH 5M-210/1100 FA	
MH 5M-210/1100 FAX	
MH 5M-180/800 FA	
MH 5M-180/800 FAX	
MH 6P-175/1250 FA	
MH 6P-175/1250 FAX	
MH 6P-200/1300 FA	
MH 6P-200/1300 FAX	
MH 7P-180/1260 FA	
MH 7P-180/1260 FAX	
MH 8P-180/2000 FA	
MH 8P-180/2000 FAX	
SC UNO 4M-140/620 P5	
SC UNO 4M-160/720 P5	
SC UNO 5M-200/1050	
SC UNO 5M-200/1050 L	
SC UNO 6P-160/2500	
SC UNO 6P-170/1610	
SC UNO 6P-200/1900	
SC UNO 7P-180/1200	
SC DUO 6P-160/5000	
SC DUO 6P-170/3220	
SC DUO 6P-200/3800	
SC DUO 7P-180/2400	
SC DELTA 6P 160M4500-3 EU	
SC DELTA 6P 160M6000-4 EU	
SC DELTA 6P 160M9000-6 EU	
SC DELTA 8P 100/15000-4-400/3/50 EU	
SC DELTA 8P 100/15000-6-400/3/50 EU	
SC DELTA 8P 100/7500-3 400/3/50 EU	
SH SOLAR 7P-170/1200 D	
SH SOLAR 7P-170/1200 D55	
SH SOLAR 8P-180/2000 D	
SH SOLAR 7P-135/875 E18	
SH SOLAR 7P-170/1200 E18	
SH SOLAR 7P-170/1200 E36	
SH SOLAR 7P-170/1200 E54	
SH SOLAR 5M-150/1020 G	
SH SOLAR 7P-170/1200 G	
SH TRUCK 5M-180/970	
SH TRUCK 7P-175/1260	
SH AUTO 5M-100/500 D55	
SH AUTO 5M-100/500 E	
MC 2C-160/740 PET	
MC 3C 180/770 PET	
MC 4C 220/770 PEXT	
MC 5C 230/940 PE	
MC 5C 280/1000 PE	
MC 5C 280/1000 PEXT	
MC 5M-195/1000 DE	
MC 5M 280/1100 PE	
MC 5M 280/1100 PE Cage	
MC 7P-220/1120 PE PLUS	
MH 5M-200/1000 DE	
MH 7P-220/1120 PE	
MH 7P-220/1300 DE	
	6401244
	106402248
	6404368
	6404369
	107142504
	106408234
	106408235
	106408236
	25598
	7110005
	7110010
	7110020
	80853
	6401266
	6401268
	2800084
	2800894
	301002490

- Standard accessories
- Supplementary accessories
- Supplementary and mountable accessories

Accessories for Pressure Washers

Accessories	Item no.
MH 4M-200/960 FA	
MH 4M-200/960 FAX	
MH 4M-210/1000 PAX	
MH 4M-220/1000 FA	
MH 4M-220/1000 FAX	
MH 5M-200/960 FA	
MH 5M-200/960 FAX	
MH 5M-210/1100 FA	
MH 5M-210/1100 FAX	
MH 5M-180/800 FA	
MH 5M-180/800 FAX	
MH 6P-175/1250 FA	
MH 6P-175/1250 FAX	
MH 6P-200/1300 FA	
MH 6P-200/1300 FAX	
MH 7P-180/1260 FA	
MH 7P-180/1260 FAX	
MH 8P-180/2000 FA	
MH 8P-180/2000 FAX	
SC UNO 4M-140/620 P5	
SC UNO 4M-160/720 P5	
SC UNO 5M-200/1050	
SC UNO 5M-200/1050 L	
SC UNO 6P-160/2500	
SC UNO 6P-170/1610	
SC UNO 6P-200/1900	
SC UNO 7P-180/1200	
SC DUO 6P-160/5000	
SC DUO 6P-170/3220	
SC DUO 6P-200/3800	
SC DUO 7P-180/2400	
SC DELTA 6P 160M500-3 EU	
SC DELTA 6P 160M600-4 EU	
SC DELTA 6P 160M900-6 EU	
SC DELTA 8P 100/15000-4-400/3/50 EU	
SC DELTA 8P 100/15000-6-400/3/50 EU	
SC DELTA 8P 100/15000-3-400/3/50 EU	
SH SOLAR 7P-170/1200 D	
SH SOLAR 7P-170/1200 D55	
SH SOLAR 8P-180/2000 D	
SH SOLAR 7P-135/875 E18	
SH SOLAR 7P-170/1200 E18	
SH SOLAR 7P-170/1200 E36	
SH SOLAR 7P-170/1200 E54	
SH SOLAR 5M-150/1020 G	
SH SOLAR 7P-170/1200 G	
SH TRUCK 5M-180/970	
SH TRUCK 7P-175/1260	
SH AUTO 5M-100/500 D55	
SH AUTO 5M-100/500 E	
MC 2C-160/740 PET	
MC 3C 180/770 PET	
MC 4C 220/770 PEXT	
MC 5C 230/940 PE	
MC 5C 280/1000 PE	
MC 5C 280/1000 PEXT	
MC 5M-195/1000 DE	
MC 5M 280/1100 PE	
MC 5M 280/1100 PE Cage	
MC 7P-220/1120 PE PLUS	
MH 5M-200/1000 DE	
MH 7P-220/1120 PE	
MH 7P-220/1300 DE	
	301002491
	301002492
	46920
	46921
	106403072
	106403073
	46918
	5218617
	6400379
	6401233
	6401364
	6401365
	6402317
	6400375
	301112493
	8379
	106403166
	106403196

- Standard accessories
- Supplementary accessories
- Supplementary and mountable accessories

Accessories for Pressure Washers

Accessories	Item no.
MH 4M-200/960 FA	
MH 4M-200/960 FAX	
MH 4M-210/1000 PAX	
MH 4M-220/1000 FA	
MH 4M-220/1000 FAX	
MH 5M-200/960 FA	
MH 5M-200/960 FAX	
MH 5M-210/1100 FA	
MH 5M-210/1100 PAX	
MH 5M 180/800 FA	
MH 5M 180/800 FA	
MH 6P-175/1250 FA	
MH 6P-175/1250 FAX	
MH 6P-200/1300 FA	
MH 6P-200/1300 FAX	
MH 7P-180/1260 FA	
MH 7P-180/1260 FAX	
MH 8P-180/2000 FA	
MH 8P-180/2000 FAX	
SC UNO 4M-140/620 P5	
SC UNO 4M-160/720 P5	
SC UNO 5M-200/1050	
SC UNO 5M-200/1050 L	
SC UNO 6P-160/2500	
SC UNO 6P-170/1610	
SC UNO 6P-200/1900	
SC UNO 7P-180/1200	
SC DUO 6P-160/5000	
SC DUO 6P-170/3220	
SC DUO 6P-200/3800	
SC DUO 7P-180/2400	
SC DELTA 6P 160M500-3 EU	●
SC DELTA 6P 160M600-4 EU	●
SC DELTA 6P 160M900-6 EU	●
SC DELTA 8P 100M1000-4-400/3/50 EU	●
SC DELTA 8P 100M1500-6-400/3/50 EU	●
SC DELTA 8P 100M1500-3-400/3/50 EU	●
SH SOLAR 7P-170/1200 D	
SH SOLAR 7P-170/1200 D55	○
SH SOLAR 8P-180/2000 D	○
SH SOLAR 7P-135/875 E18	○
SH SOLAR 7P-170/1200 E18	○
SH SOLAR 7P-170/1200 E36	○
SH SOLAR 7P-170/1200 E54	○
SH SOLAR 5M-150/1020 G	○
SH SOLAR 7P-170/1200 G	○
SH TRUCK 5M-180/970	
SH TRUCK 7P-175/1260	
SH AUTO 5M-100/500 D55	○
SH AUTO 5M-100/500 E	○
MC 2C-160/740 PET	
MC 3C 180/770 PET	
MC 4C 220/770 PEXT	
MC 5C 230/940 PE	
MC 5C 280/1000 PE	
MC 5C 280/1000 PEXT	
MC 5M-195/1000 DE	
MC 5M 280/1100 PE	
MC 5M 280/1100 PE Cage	
MC 7P-220/1120 PE PLUS	
MH 5M-200/1000 DE	
MH 7P-220/1120 PE	
MH 7P-220/1300 DE	

- Standard accessories
- Supplementary accessories
- Supplementary and mountable accessories

Accessories for Pressure Washers

Accessories	107340905	107370964	107370974	107370958	107340913	107340914	107370962	107340910	107370970	107340911	107340912	12253	107371027	107371022	107371025	107371013	107371024	107371028	
MH 4M-200/960 FA																			
MH 4M-200/960 FAX																			
MH 4M-210/1000 PAX																			
MH 4M-220/1000 FA																			
MH 4M-220/1000 FAX																			
MH 5M-200/960 FA																			
MH 5M-200/960 FAX																			
MH 5M-210/1100 FA																			
MH 5M-210/1100 FAX																			
MH 5M 180/800 FA																			
MH 5M 180/800 FAX																			
MH 6P-175/1250 FA																			
MH 6P-175/1250 FAX																			
MH 6P-200/1300 FA																			
MH 6P-200/1300 FAX																			
MH 7P-180/1260 FA																			
MH 7P-180/1260 FAX																			
MH 8P-180/2000 FA																			
MH 8P-180/2000 FAX																			
SC UNO 4M-140/620 P5																			
SC UNO 4M-160/720 P5																			
SC UNO 5M-200/1050																			
SC UNO 5M-200/1050 L																			
SC UNO 6P-160/2500																			
SC UNO 6P-170/1610																			
SC UNO 6P-200/1900																			
SC UNO 7P-180/1200																			
SC DUO 6P-160/5000																			
SC DUO 6P-170/3220																			
SC DUO 6P-200/3800																			
SC DUO 7P-180/2400																			
SC DELTA 6P 160M500-3 EU																			
SC DELTA 6P 160M600-4 EU																			
SC DELTA 6P 160M900-6 EU																			
SC DELTA 8P 100/1000-4-400/3/50 EU																			
SC DELTA 8P 100/1500-6-400/3/50 EU																			
SC DELTA 8P 100/1500-3-400/3/50 EU																			
SH SOLAR 7P-170/1200 D																			
SH SOLAR 7P-170/1200 D55																			
SH SOLAR 8P-180/2000 D																			
SH SOLAR 7P-135/875 E18																			
SH SOLAR 7P-170/1200 E18																			
SH SOLAR 7P-170/1200 E36																			
SH SOLAR 7P-170/1200 E54																			
SH SOLAR 5M-150/1020 G																			
SH SOLAR 7P-170/1200 G																			
SH TRUCK 5M-180/970																			
SH TRUCK 7P-175/1260																			
SH AUTO 5M-100/500 D55																			
SH AUTO 5M-100/500 E																			
MC 2C-160/740 PET																			
MC 3C 180/770 PET																			
MC 4C 220/770 PEXT																			
MC 5C 230/940 PE																			
MC 5C 280/1000 PE																			
MC 5C 280/1000 PEXT																			
MC 5M-195/1000 DE																			
MC 5M 280/1100 PE																			
MC 5M 280/1100 PE Cage																			
MC 7P-220/1120 PE PLUS																			
MH 5M-200/1000 DE																			
MH 7P-220/1120 PE																			
MH 7P-220/1300 DE																			


- Standard accessories
- Supplementary accessories
- Supplementary and mountable accessories































Accessories for Pressure Washers

Accessories	Item no.
MH 4M-200/960 FA	
MH 4M-200/960 FAX	
MH 4M-220/1000 PAX	
MH 4M-220/1000 FA	
MH 4M-220/1000 FAX	
MH 5M-200/960 FA	
MH 5M-200/960 FAX	
MH 5M-210/1100 FA	
MH 5M-210/1100 FAX	
MH 5M-210/1100 PAX	
MH 5M-180/800 FA	
MH 5M-180/800 FAX	
MH 6P-175/1250 FA	
MH 6P-175/1250 FAX	
MH 6P-200/1300 FA	
MH 6P-200/1300 FAX	
MH 7P-180/1260 FA	
MH 7P-180/1260 FAX	
MH 8P-180/2000 FA	
MH 8P-180/2000 FAX	
SC UNO 4M-140/620 P5	
SC UNO 4M-160/720 P5	
SC UNO 5M-200/1050	
SC UNO 5M-200/1050 L	
SC UNO 6P-160/2500	
SC UNO 6P-170/1610	
SC UNO 6P-200/1900	
SC UNO 7P-180/1200	
SC DUO 6P-160/5000	
SC DUO 6P-170/3220	
SC DUO 6P-200/3800	
SC DUO 7P-180/2400	
SC DELTA 6P 160M500-3 EU	
SC DELTA 6P 160M600-4 EU	
SC DELTA 6P 160M900-6 EU	
SC DELTA 8P 100/10000-4 400/3/50 EU	
SC DELTA 8P 100/15000-6 400/3/50 EU	
SC DELTA 8P 100/7500-3 400/3/50 EU	
SH SOLAR 7P-170/1200 D	
SH SOLAR 7P-170/1200 D55	
SH SOLAR 8P-180/2000 D	
SH SOLAR 7P-135/875 E18	
SH SOLAR 7P-170/1200 E18	
SH SOLAR 7P-170/1200 E36	
SH SOLAR 7P-170/1200 E54	
SH SOLAR 5M-150/1020 G	
SH SOLAR 7P-170/1200 G	
SH TRUCK 5M-180/970	
SH TRUCK 7P-175/1260	
SH AUTO 5M-100/500 D55	
SH AUTO 5M-100/500 E	
MC 2C-160/740 PET	
MC 3C 180/770 PET	
MC 4C 220/770 PEXT	
MC 5C 230/940 PE	
MC 5C 280/1000 PE	
MC 5C 280/1000 PEXT	
MC 5M-195/1000 DE	
MC 5M 280/1100 PE	
MC 5M 280/1100 PE Cage	
MC 7P-220/1120 PE PLUS	
MH 5M-200/1000 DE	
MH 7P-220/1120 PE	
MH 7P-220/1300 DE	
	107371026
	107371029
	107371020
	107371023
	107371030
	106268075
	81177
	81222
	81209
	81232
	80935
	81191
	25000214
	25000211
	308000153

Standard accessories
 Supplementary accessories
 Supplementary and mountable accessories

Detergents – Vehicle Cleaning



	Product	Soiling	Fields of application	Technique	Size	Item No.
Prewash	RIM TOP SV1 Basic rim cleaner. Dilution: 5-10%; pH: 2-3 (1% solution)	▼	Cleaning of steel and light alloy wheel rims.	  	10 L	105301660
	ALLOSIL SV1 Coarse dirt remover. Dilution: 1-5%; pH: 12.5-13.5 (1% solution)	• ■	Pre-cleaning or main cleaning of cars, trucks, busses, fork-lift trucks, etc.	  	40 L 25 L	105301630 105301629
	ACTIVE SHAMPOO SV1 Foam cleaner – neutral. Dilution: 0.1-0.5%; pH: 11-11.4 (1% solution)	•	Cleaning of cars, particularly in brush washing installations, but also in high-pressure and self-service car washes, etc.	  	25 L	105301625
Main wash	SUPER PLUS SV1 Foam cleaner – alkaline. Dilution: 0.1-0.5%; pH: 12.5-13.5 (1% solution)	• ■	Cleaning of cars, trucks, busses and commercial vehicles in self-service car washes or by high pressure washer.	  	4 x 2.5 L 10 L 25 L 220 kg 1000 kg	105301670 105301666 105301667 105301668 105301669
	AUTOACTIVE SV1 Shampoo. Dilution: 0.1-0.5%; pH: 10-11 (1% solution)	• ■	Cleaning of cars, trucks, busses and commercial vehicles in self-service car washes or by high pressure washer.	  	10 L 25 L 220 L	105301634 105301635 105301636
	ACTIVE FOAM SV1 Shampoo and wax effect – neutral. Dilution: 0.1-0.5%; pH: 4-5 (1% solution)	•	Cleaning of cars in brush washing installations with feeble or too short drying zone.	  	25 L	105301624
	SAPPHIRE SV1 Shampoo and wax effect – alkaline. Dilution: 0.1-0.5%; pH: 6.5-8 (1% solution)	• ■	Cleaning of cars, trucks, busses and commercial vehicles in self-service car washes or by high pressure washer.	  	4 x 2.5 L 10 L 25 L	105301661 105301662 105301663
	ACIDO SV1 Special cleaner. Dilution: 1-3%; pH: <1 (1% solution)	▼ • □	Rust transformer/rust dissolver, lime/cement haze remover in trade and industry; disinfectant agent in foodstuffs related sectors.	  	10 L 25 L	105301622 105301623
	QUICK DRY SV1 Drying aid – concentrated. Dilution: 0.05-0.2%; pH: 6.5-8 (1% solution)	□	For care and quick drying of vehicles in self-service and brush washing installations.	  	25 L	105301656
	ACTIVE WAX Conservation agent with waxes. Dilution: 0.1-0.2%; pH: 3 (1% solution)	□	For care and quick drying of vehicles in self-service and brush washing installations.	  	10 L 25 L	81177 81222

Explanation of symbols: * Suitable, but not for continuous use. Please read the product description carefully!

■ Greases, oils, soot, proteins, blood

• Sand, dirt, light oil and grease

▼ Lime, rust, cement

□ Bacteria, viruses, fungi

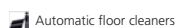
□ Care, conservation, gloss, machine protection

Detergents – Industrial & Buildings




	Product	Soiling	Fields of application	Technique	Size	Item No.
Industrial floors and working surfaces	ACIDO SV1	▼	Rust transformer/rust dissolver, lime/cement haze		10 L	105301622
	All-round cleaner – acid.	•	remover in trade and industry; disinfectant		25 L	105301623
	Dilution: 1-10%; pH: <1 (1% solution)	□	agent in foodstuffs related sectors.			
	UNIVERSAL SV1	•	Various cleaning tasks on a wide range of particularly delicate surfaces in trade and industry.		4 x 2.5 L	105301681
	All-round cleaner – neutral.				10 L	105301678
	Dilution: 0.5-10%; pH: 7-8 (1% solution)				25 L	105301679
	J 25 MULTI SV1	•	Cleaning of industrial and commercial floors, motor vehicles, steel parts, motors/machines, walls, facades, working surfaces, etc.		4 x 2.5 L	105301651
	All-round cleaner – alkaline.	■			10 L	105301649
	Dilution: 1-10%; pH: 10.5-11.5 (1% solution)				25 L	105301650
					220 kg	105301648
Various applications	COMBI ACTIVE SV1	■	Cleaning of sturdy industrial floors, steel parts, motors/machines, working surfaces, etc.		4 x 2.5 L	105301640
	All-round cleaner – strongly alkaline.				10 L	105301638
	Dilution: 1-10%; pH: 13-14 (1% solution)				25 L	105301639
					220 kg	105301637
	DES 3000 SV1	•	Floor and hard surface cleaning in slaughterhouses, bakeries, butchers' shops, cheese-making plants, canteens, agriculture, pharmaceuticals plants, etc.		25 L	105301641
	Disinfection cleaner.	■				
	Dilution: 1-5%; pH: 7.5-8.5 (1% solution)	□				
	ALKAFOAM SV1	•	Hard surface cleaning of machines, walls, working surfaces and tiles, etc., particularly in slaughterhouses and butchers' shops.		25 L	105301626
	Foam cleaner.	■			220 kg	105301627
	Dilution: 1-5%; pH: >13.5 (1% solution)				1000 L	105301628
Various applications	PHOSPHAT	•	Temporary corrosion protection for iron parts in metal processing plants.		25 L	81232
	Phosphating agent.	■				
	Dilution: 0.5-1%; pH: 5.5 (1% solution)					
	UNIKAL PLUS SV1	■	Metal processing plants and workshops.		10 L	105301684
	Solvent-based cold cleaner.				25 L	105301685
	Dilution: apply neat; pH: not applicable					
SUPER BLAST P	▼	Rust and paint removal and smoothing of sturdy industrial and commercial surfaces.		25 kg	8379	
Sandblasting agent for high-pressure units.						
Dilution: apply neat via wet spraying attachment; pH: not applicable						
ARMEX	■	Cars and buses, trucks and vans, hard floor, metal industry and special purpose.		25 kg	5218617	
Abrasive agent for "Soft Blasting", baking soda and slightly alkaline.						
pH: 8.2 (1% Solution)						

* Suitable, but not for continuous use. Please read the product description carefully!



Detergents – Floor Care



	Product	Soiling	Fields of application	Technique	Size	Item No.	
Hard floors	QUICK FRESH SV1 Maintenance cleaner with refreshing effect. Dilution: 1-5%; pH: 6.5-8 (1% solution)	•	Daily floor cleaning in hotels, restaurants, car showrooms, office buildings, supermarkets, schools, exhibition rooms, DIY markets, etc.		4 x 2.5 L 10 L 25 L	105301659 105301657 105301658	
	WAX CLEAN SV1 Maintenance cleaner with gloss effect Dilution: 1-3%; pH: 8-9 (1% solution)	•	Daily floor cleaning in hotels, restaurants, car showrooms, office buildings, supermarkets, schools, exhibition rooms, DIY markets, etc.	 	10 L	105301683	
	INTENSIVE SV1 All-round cleaner. Dilution: 3-10%; pH: 10.5-11.4 (1% solution)	• ■	Various cleaning applications on a wide range of surfaces in trade and industry.	 	4 x 2.5 L 10 L 25 L 220 kg 1000 kg	105301646 105301644 105301645 105301643 105301647	
	TORNADO SV1 Basic cleaner. Dilution: 3-10%; pH: 13-14 (1% solution)	■	Basic cleaning of sturdy commercial and industrial floors for removing coatings, films or very severe soiling.	 	4 x 2.5 L 10 L 25 L 220 kg	105301677 105301675 105301676 105301674	
	SPOT-EX SV1 Rubber scuff mark remover. Dilution: apply neat; pH: 6.5-8 (1% solution)	■	Floor cleaning in warehouses, workshops, DIY markets, supermarkets, industrial buildings with stacker and rubber markings.	 	6 x 1 L 10 L	105301665 105301664	
	Textile floors	TOP WASH SV1 Spray extraction cleaner. Dilution: 1-5%; pH: 8.5-9.5 (1% solution)	•	Textile and hard floor cleaning in office buildings, schools, hotels, restaurants, banks, exhibition rooms, etc.	 	4 x 2.5 L 6 x 1 L 10 L	105301673 105301671 105301672
		PRO GLOSS SV1 Floor gloss emulsion. Dilution: apply neat; pH: 8-9 (1% solution)	□	Floor sealing with gloss effect in schools, hotels, car showrooms, restaurants, supermarkets, medical practices, etc.	 	10 L	105301654
			PROTECTOR SV1 Floor polymer dispersion. Dilution: apply neat; pH: 8-9 (1% solution)	□	Floor sealing for lasting protection in schools, hotels, car showrooms, restaurants, supermarkets, medical practices, etc.	 	10 L
	Ancillary products	FOAM STOP SV1 Anti-foaming agent. Dilution (waste water tank): 0.05%; pH: 7.5-8 (1% solution)		□	Foam combating for cleaning tasks with extreme foam development in the recovery tank.	 	6 x 1 L

Explanation of symbols: * Suitable, but not for continuous use.
Please read the product description carefully!

■ Greases, oils, soot, proteins, blood

• Sand, dirt, light oil and grease

▼ Lime, rust, cement

□ Bacteria, viruses, fungi

□ Care, conservation, gloss, machine protection

Detergents – Care & Maintenance of machines and plants



	Product	Soiling	Fields of application	Technique	Size	Item No.	
High pressure unit	ANTI STONE SV1	□	Mobile and stationary high pressure washers and comparable systems.		6 x 1 L	105301631	
	Scaling protection agent. Dilution:					10 L	105301632
	Pour neat into the scaling protection agent tanks; pH: 6.5-7.5 (1% solution)					25 L	105301633
	STONE EX	▼	Mobile and stationary high pressure washers and comparable systems.		10 L	81191	
	Descaling agent. Dilution:					25 L	81236
	Pour neat into the water tank; pH: 2.7 (1% solution)						
	MACHINE PROTECTOR SV1	□	Mobile and stationary hot water pressure washers with steel coils.		6 x 1 L	105301652	
	Boiler and machine protection agent against corrosion of steel coils by soft, acidic water.						
	Dilution: Pour neat into the scaling protection agent tanks pH: <13 (1% solution)						

* Suitable, but not for continuous use.
Please read the product description carefully!



High-pressure cleaners



Self-service car wash systems



Brush washers



Prespraying units



Spray-extraction units



Nilfisk
SDV8000

888

Nilfisk SO4500 – Professional steam cleaners



The simplest way to steam

- 4.5 bar steam pressure, with 1.8L boiler and 5L reserve tank
- Maximum continuous use: 6 hours, with continuous-fill boiler
- Locking front wheels and automatic safety shut-off
- Durable, powder-coated steel construction

A compact, user-friendly solution for commercial use, the SO4500 excels at light- to medium-duty cleaning tasks. Suitable for all industry sectors, and all environments where vacuum recovery isn't a requirement, it is ideal for steam-only applications that don't require additional chemicals for sanitization.



TECHNICAL DATA

NILFISK SO4500 EU-UK

Voltage/phase/frequency/current (V~/Hz/A)	230-240/1/50/10
Vacuum function	No
Steam temperature boiler (°C)	150
Water tank capacity (l)	5,0
Boiler volume (l)	1,8
Detergent tank (l)	No
Dimensions, L x W x H (mm)	420x320x460
Weight (kg)	12
Hose length (m)	4,0
El cable (m)	10

FEATURES

Stainless steel frame	•
Single-phase	•
Steam function	•
Continuous fill boiler	•
Steam control switch	•
Automatic safety shut off	•

STANDARD EQUIPMENT

55MM ROUND BRUSH	450000067
CURVED NOZZLE	450000063
DETAIL BRUSH NOZZLE	450000064
EXTENSION TUBE	450000057
FLOOR BRUSH	450000058
LARGE BRUSH ELBOW	450000060
LONG NOZZLE	450000062
MATRIX 4 METRE HOSE FOR STEAM ONLY	450000056
TRIANGULAR BRUSH	450000059
WINDOW SQUEEGEE	450000061

ITEM NO.	45000000
-----------------	-----------------

Nilfisk SV8000 – Professional steam cleaners



The steam-vacuum workhorse

- 8 bar steam pressure, with 3.3L boiler and 5L reserve tank
- Maximum continuous use: 12 hours, with continuous-fill boiler
- Removable waste-water tank with locking lid
- Wide accessory range included

Ideal for chemical-free cleaning in situations requiring minimal drying time, the vacuum-equipped SV8000 provides optimal hygiene at an optimal pace. It leaves any workspace sanitized, dry, and ready for use in less time, with significant recovery capacity, maneuverability, and runtime allowing it to handle the requirements of the largest zones.



TECHNICAL DATA

NILFISK SV8000 EU-UK

Voltage/phase/frequency/current (V~/Hz/A)	230-240/1/50/13
Vacuum function	Yes
Steam temperature boiler (°C)	170
Water tank capacity (l)	5
Boiler volume (l)	3.3
Detergent tank (l)	No
Steam pressure (bar)	8
Dimensions, L x W x H (mm)	800x400x820
Weight (kg)	25,0
Hose length (m)	4
El cable (m)	10
FEATURES	
Stainless steel frame	•
Single-phase	•
Steam function	•
Vacuum function	•
Continuous fill boiler	•
Steam control switch	•
Automatic safety shut off	•
STANDARD EQUIPMENT	
150MM STEAM AND VAC BRUSH	450000047
150MM STEAM AND VAC NOZZLE	450000046
150MM STEAM AND VAC SQUEEGEE	450000048
250MM GLASS WASHER	450000036
400MM CARPET INSERT	450000044
400MM FLOOR BRUSH INSERT	450000042
400MM FLOOR BRUSH NOZZLE	450000041
400MM SQUEEGEE INSERT	450000043
CREVICE TOOL	450000049
EXTENSION TUBE SINGLE	450000031
HOSE STEAM VAC AND DETERGENT	450000045
LONG STEAM LANCE	450000050
SHORT STEAM LANCE	450000051
UPHOLSTERY SUCTION TOOL	450000037
ITEM NO.	45000002

Nilfisk SDV – Professional steam cleaners



The ultimate steam-cleaning machine

- 4.5 bar pressure (SDV4500) or 8 bar pressure (SDV8000), with 1.8L or 3.3L boiler capacity respectively
- Maximum continuous use: 6 hours (SDV4500) or 8 hours (SDV8000) with continuous-fill boiler
- Detergent-injection system for lab-certified sanitization
- Removable waste-water tank with locking lid

Chemical-ready and vacuum-equipped, the lab-certified SDV models are built for heavy-duty, multi-purpose cleaning and disinfection. By offering detergent-injection in addition to standard steam-cleaning, both models make it easier to disinfect and dry the toughest, most hazardous environments. The smaller-capacity 4500 is ideal for shorter-duration use, while the full-size 8000 can run for up to 12 hours without a break.



TECHNICAL DATA	NILFISK SDV4500 EU-UK	NILFISK SDV8000 EU-UK
Voltage/phase/frequency/current (V~/Hz/A)	230-240/1/50/13	230-240/1/50/13
Vacuum function	Yes	Yes
Steam temperature boiler (°C)	150	170
Water tank capacity (l)	2.5	5
Boiler volume (l)	1.8	3.3
Detergent tank (l)	2.5	2.5
Steam pressure (bar)	4.5	8
Dimensions, L x W x H (mm)	700x450x880	700x450x970
Weight (kg)	30	40
Hose length (m)	2.5	4
El cable (m)	10	10
FEATURES		
Single-phase	•	•
Steam function	•	•
Detergent function	•	•
Vacuum function	•	•
Continuous fill boiler	•	•
STANDARD EQUIPMENT		
150MM STEAM AND VAC BRUSH	450000047	450000047
150MM STEAM AND VAC SQUEEGEE	450000048	450000048
250MM GLASS WASHER	450000036	450000036
CARPET INSERT	450000035	450000044
FLOOR BRUSH INSERT	450000033	450000042
FLOOR BRUSH NOZZLE	450000032	450000041
SQUEEGEE INSERT	450000034	450000043
CREVICE TOOL	450000049	450000049
EXTENSION TUBE SINGLE	450000031	450000031
HOSE STEAM VAC AND DETERGENT	450000030	450000045
LONG STEAM LANCE	450000050	450000050
SHORT STEAM LANCE	450000051	450000051
UPHOLSTERY SUCTION TOOL	450000037	450000037
ITEM NO.	45000004	45000006



VP100 – Commercial dry vacs



Simple and easy-to-use vacuum cleaner – for general everyday cleaning

- Intuitive on/off switch
- Compact cable storage
- Accessory storage
- Simple dust bag replacement

VP100 offers you simple cleaning solution. Intuitive design with simple operation ensures that VP100 can be used with very little instruction.



TECHNICAL DATA	VP100
Rated power (W)	880
Suction power end of tube (W)	192
Airflow (l/sec.)	30
Dust bag capacity (l)	10
Length x width x height (mm)	340x320x340
Cable length (m)	8
Weight (kg)	5.2
FEATURES	
Storage of accessories	•
Cable storage	•
STANDARD EQUIPMENT	
HOSE CPL D32	147 0765 500
BRUSH NOZZLE D32	140 8244 500
CREVICE NOZZLE D32 L153 BLACK	147 0146 500
COMBI NOZZLE RD277 KIT	107411677
DSU8 AND DSU10 MAIN FILTER ASSEMBLY KIT	VA81235
EAGLE2 MOTR FRONT FILTER PLATE KIT	VA85064
EXTENSION TUBE STEEL D32	140 8246 040
ITEM NO.	50000470

VP300series – Commercial dry vacs



The reliable everyday vacuum cleaner – in an ergonomic and light-weight design

- Best-in-class filling capacity which means less time spent changing dust bags
- Weighs from just 5 kg making it easy to move from place to place
- Low sound pressure level from 58 dB(A) makes the machine suitable for daytime cleaning
- High filtration level with HEPA exhaust filter
- Secure and easy to reach accessory and power cord storage
- Dual speed on selected variants for tailored use in a wider variety of applications
- Detachable orange cord on selected variants
- VP300 can be carried safely and comfortably in one hand


The Nilfisk VP300 series is a basic, well-built and durable machine that can be relied upon to do the job day in and day out. It is ideal for cleaning offices, hotel rooms, retail outlets and similar light to medium duty applications.

The Nilfisk VP300 series has a top rated filtration level with a H13 HEPA exhaust filter as standard on all variants. This helps maintain a high quality of air within the cleaning environment.



TECHNICAL DATA	VP300 ECO HEPA EU	VP300 HEPA BASIC EU	VP300 HEPA NORDIC	VP300 HEPA EU1	VP300 HEPA EU2
Rated power (W)	400	800	800/400	800/400	800/400
Suction power end of tube (W)	110	215	215/110	215/110	215/110
Airflow (l/sec.)	25	32	32/25	32/25	32/25
Dust bag capacity (l)	10	10	10	10	10
Length x width x height (mm)	395x340x390	395x340x390	395x340x390	395x340x390	395x340x390
Cable length (m)	10	10	15	15	10
Weight (kg)	5	5.5	5.5	5.5	5.5
FEATURES					
Detachable cord			•	•	•
Dust bag 1 pcs.	•	•	•	•	•
With fixed cable	•	•			
Hepa filtration	•	•	•	•	•
Two speed			•	•	•
H13 Exhaust filter	•	•	•	•	•
STANDARD EQUIPMENT					
HOSE CPL D32	147 0765 500	147 0765 500	147 0765 500	147 0765 500	147 0765 500
EXTENSION TUBE ALUMINIUM					011 6431 500
TELESCOPIC TUBE ACC.	107403804				
TELESCOPIC TUBE ALUMINIUM			011 8130 500	011 8130 500	
CREVICE NOZZLE	107408039	107408039	107408039	107408039	107408039
BRUSH NOZZLE D32		140 8244 500	140 8244 500	140 8244 500	140 8244 500
CREVICE NOZZLE D32 L153 BLACK			147 0146 500	147 0146 500	147 0146 500
COMBI NOZZLE RD295P W.CLIP		107417790			107417790
NA38 COMBI NOZZLE WO CLICK KIT	107418965				
NOZZLE MULTI SURFACE 32 MM			140 6700 540	140 6700 540	
SACK FILTER	147 1432 500	147 1432 500	147 1432 500	147 1432 500	147 1432 500
HEPA FILTER H13	147 1250 600	147 1250 600	147 1250 600	147 1250 600	147 1250 600
DETACH CORD SET 10M ORANGE EU					107402676
DETACH CORD SET 15M ORANGE EU			107402901	107402901	
EXTENSION TUBE STEEL D32		140 8246 040			
ITEM NO.	107415311	107415322	1074142284	41600870	41600871

VP930 PRO – Commercial dry vacs



The iconic VP930 vacuum just got upgraded

- Clean anytime, day or night with the quietest and most efficient vacuum available
- Eliminate costly repairs and downtime with the detachable cord
- Boost filtration by up to 10% with 5x larger HEPA filter and fleece bags

Silence meets power: The new VP930 is designed to empower your business like never before. We've thought of every detail to provide unmatched productivity, allowing you to accomplish your cleaning tasks faster and more efficiently than ever. Plus, the VP930 now operates more quietly than ever, ensuring minimal disruption day or night.



TECHNICAL DATA	VP930 ECO PRO HEPA EU	VP930 PRO HEPA EU	VP930 PRO HEPA HF EU	VP930 PRO HEPA BLUE HF EU	VP930 PRO HEPA S2 EU	VP930 PRO HEPA HF S2 EU
Rated power (W)	760	760	760	760	760/400	760/400
Suction power end of tube (W)	120	285	285	285	285	285
Airflow (l/sec.)	26	37	37	37	37	37
Sound power level (IEC 60335-2-69)	48	50	50	50	50/46	50/46
Dust bag capacity (l)	15	15	15	15	15	15
Main filter type	HEPA 13	HEPA 13	HEPA 13	HEPA 13	HEPA 13	HEPA 13
Length x width x height (mm)	450x390x330	450x390x330	450x390x330	450x390x330	450x390x330	450x390x330
Cable length (m)	15	15	15	15	15	15
Weight (kg)	7.0	7.0	7.0	7.0	7.0	7.0
FEATURES						
Dust bag, 5 pcs.			•		•	•
Cable storage	•	•	•	•	•	•
Two speed					•	•
HEPA 13 filter	•	•	•	•	•	•
Detachable cord	•	•	•	•	•	•
STANDARD EQUIPMENT						
EXTENSION TUBE ALUMINIUM		011 6431 500			011 6431 500	
TELESCOPIC TUBE ALUMINIUM	011 8130 500		011 8130 500	011 8130 500		011 8130 500
HOSE & BENT-END	140 2782 500	140 2782 500	140 2782 500	140 2782 500	140 2782 500	140 2782 500
MULTI SURFACE NOZZLE	140 6700 540		140 6700 540	140 6700 540		140 6700 540
COMBI NOZZLE RD295P W.CLIP		107417790			107417790	
HEPA FILTER (XL - ORIGINAL)	140 2666 010	140 2666 010	140 2666 010	140 2666 010	140 2666 010	140 2666 010
MOTOR FILTER	140 1535 510	140 1535 510	140 1535 510	140 1535 510	140 1535 510	140 1535 510
FLEECE DUST BAG 5-P			107420630		107420630	107420630
SMALL COMBI NOZZLE	011 3104 500	011 3104 500	011 3104 500		011 3104 500	011 3104 500
CREVICE NOZZLE					010 3098 500	010 3098 500
ITEM NO.	107420627	107420622	107420628	107420634	107420633	107420659

VP600 – Commercial dry vacs



Efficient and environmentally friendly cleaning – with innovative and flexible features

- 330/550W or 730/330 fan unit with energy rating ranging from A++ to A
- Dual speed function for optimized power consumption and cleaning performance
- HEPA exhaust filter as standard
- New magnetic closing of dust compartment securing high reliability and ease of use
- Available with standard cord, detachable cord or cord rewind
- Best in class sound quality

Nilfisk VP600 is the efficient and advanced choice ensuring cost-effective cleaning of applications such as hotels, contract cleaning, restaurants, offices and institutions.

VP600 offers a wide range of features to choose from and you can find exactly the variant that fits your specific cleaning job. Choose the cord solution that suits you and helps you reduce cleaning time and improve the cleaning process. Great user benefits and clever design offers you what you'd expect from a Nilfisk vacuum cleaner.



TECHNICAL DATA	VP600 ECO HEPA	VP600 HEPA BASIC EU	VP600 HEPA STD 2 EU	VP600 HEPA STD 3 EU
Sound power level dB(A) IEC/EN 60335-2-69	70/74	62	74/70	74/70
Rated power (W)	330/550	730	730/330	730/330
Suction power end of tube (W)	75/155	200	200/75	200/75
Airflow (l/sec.)	24/28	30	30/24	30/24
Dust bag capacity (l)	10	10	10	10
Length x width x height (mm)	480x300x270	480x300x270	480x300x270	480x300x270
Cable length (m)	15	10	15	10
Weight (kg)	7	7	7	7
FEATURES				
Detachable cord	•		•	
Dust bag 1 pcs.	•	•	•	•
Dual power	•		•	•
Hepa filtration	•	•	•	•
Cable rewind				•
Ergonomic handle	•	•	•	•
STANDARD EQUIPMENT				
HOSE CPL D32	147 0765 500	147 0765 500	147 0765 500	147 0765 500
EXTENSION TUBE ALUMINIUM		011 6431 500		
TELESCOPIC TUBE ALUMINIUM	011 8130 500		011 8130 500	011 8130 500
CREVICE NOZZLE	107408039	107408039	107408039	107408039
BRUSH NOZZLE D32	140 8244 500	140 8244 500	140 8244 500	140 8244 500
NE10 NOZZLE			107413075	107413075
NA38 COMBI NOZZLE WO CLICK KIT	107418965			
NOZZLE MULTI SURFACE 32 MM		140 6700 540		
HEPA FILTER H13	147 1250 600	147 1250 600	147 1250 600	147 1250 600
SACKFILTER BASIC	107413056	107413056	107413056	107413056
DETACH CORD SET 15M ORANGE EU	107402901		107402901	
POWER MODULE DETACH EU	107413044		107413044	
POWER MODUL FIXED EU		107413043		
POWER MODUL REWINDER EU				107413048
ITEM NO.	107418540	107418541	41600860	41600861

VP600 BATTERY – Commercial dry vacs



Cordless vacuum cleaning at its powerful best

- High productivity with up to 60 minutes runtime on a fully charged battery
- Fast battery charging in just 40 minutes offers continuous cleaning with the use of two batteries
- Excellent cleaning performance with power boost function for heavy duty cleaning
- Battery driven cleaning offers greater freedom and mobility to clean just about anywhere with no need for electricity and trailing or rewind of cables
- Safe cleaning environment with no risk of guest or operator tripping over a cord
- Optimized battery capacity: Intelligent Nilfisk technology monitors the 36V Lithium batteries during both operation and charging
- Best in class sound pressure level from just 56 db(A) enabling cost-effective daytime cleaning
- HEPA H13 exhaust filter as standard ensuring a clean environment for the user and the surroundings

The Nilfisk VP600 Battery vacuum cleaner is a flexible dual-speed machine boosting your productivity – thanks to its cordless mobility and runtime of up to 60 minutes. With a charge time of only 40 minutes the machine offers you non-stop cleaning performance by switching between two 36V Lithium batteries.



TECHNICAL DATA	VP600 Battery	VP600 BATTERY EU (2 BATTERIES)	VP600 BATTERY – EXCL CHARGER
Rated power (W)	650	650	650
Suction power end of tube (W)	45/116	45/116	45/116
Airflow (l/sec.)	21.7/26.7	21.7/26.7	21.7/26.7
Dust bag capacity (l)	10	10	10
Length x width x height (mm)	480x300x270	480x300x270	480x300x270
Weight (kg)	7.2	7.2	7.2
Battery charge time (min.)	≤ 40	≤ 40	n/a
Battery run time (min.)	60/30	60/30	60/30
Filter type	H13	H13	H13
FEATURES			
Dust bag 1 pcs.	•	•	•
Battery version	•	•	•
HEPA H13 main filter	•	•	•
STANDARD EQUIPMENT			
HOSE CPL D32	147 0765 500	147 0765 500	147 0765 500
TELESCOPIC TUBE ALUMINIUM	011 8130 500	011 8130 500	011 8130 500
CREVICE NOZZLE	107408039	107408039	107408039
BRUSH NOZZLE D32	140 8244 500	140 8244 500	140 8244 500
COMBI NOZZLE RD295P W.CLIP	107417790	107417790	107417790
NOZZLE MULTI SURFACE 32 MM	140 6700 540	140 6700 540	140 6700 540
HEPA FILTER H13	147 1250 600	147 1250 600	147 1250 600
SACKFILTER BASIC	107413056	107413056	107413056
BATTERY FAST CHARGER LI 500W – EU	41600864	41600864	
BATTERY LI 36V 10S4P + VP600B BATT COVER	41600869	41600869	41600869
ITEM NO.	41600821	41600901	41600900

GD5/10 BACK – Commercial dry vacs



Efficient cleaning with convenience

- Low sound level for operator comfort and cleaning in noise-sensitive areas
- Lightweight vacuum cleaner and a harness that is ergonomically designed to reduce fatigue
- Good filtration with HEPA exhaust filter
- Durable construction for longer working life
- Containers in different sizes to fit the application
- 15 metre detachable cable with safety release saves time
- Easy to store as it stands on the floor or can be wall hung
- Suitable for left or right handed use
- Exhaust air designed so that it does not interfere with the operator

The Nilfisk GD 5/GD 10 backpack vacuums surpass all criteria, with technical advancement that shows in every Nilfisk product, making fast productive cleaning at a price that won't bust your budget. There are many things that should be present in a good backpack vacuum cleaner. It should be light in weight, with even weight distribution, and the noise level must be as low as possible. Without these basics, a backpack vacuum cleaner is uncomfortable and impractical to operate.



TECHNICAL DATA	GD10 BACK HEPA EU	GD5 BACK HEPA BASIC EU	GD5 BACK HEPA EU
Rated power (W)	780	780	780
Suction power end of tube (W)	225	225	225
Airflow (l/sec.)	33	33	33
Dust bag capacity (l)	10	5	5
Length x width x height (mm)	380x260x570	380x260x570	380x260x570
Cable length (m)	15	15	15
Weight (kg)	5	4.5	4.5
FEATURES			
Outlet for electro nozzle			•
STANDARD EQUIPMENT			
HOSE CONICAL COMPLETE	147 1236 500	147 1236 500	147 1236 500
EXTENSION TUBE ALUMINIUM		011 6431 500	
TELESCOPIC TUBE ALUMINIUM	011 8130 500		011 8130 500
BRUSH NOZZLE D32	140 8244 500		140 8244 500
CREVICE NOZZLE BLACK	22302100		22302100
COMBI NOZZLE RD295P W.CLIP	107417790	107417790	107417790
SACK FILTER 10L	147 1099 500		
SACK FILTER 5 L		147 1100 500	147 1100 500
HEPA FILTER H13	147 1250 600	147 1250 600	147 1250 600
HARNESS PREMIUM CPL	147 1246 510		147 1246 510
HARNESS STD.CPL		147 1090 510	
DUST BAG KIT 5L 5-PCS			147 1098 500
ITEM NO.	107417927	107417934	107417935

GD 5 Battery – Commercial dry vacs



Backpack vacuum that requires no electrical connections

- Maximum freedom and mobility thanks to the cordless and ergonomic backpack design
- High productivity with up to 60 minutes of runtime on a fully charged 36V Lithium battery
- Best in class charge time of only 40 minutes offers continuous cleaning with the use of two batteries
- Safer cleaning environment for guests, visitors and the operator with no cord to trip over
- Optimal performance with boost function adds suction power for heavy duty cleaning
- Low sound pressure level enabling cost-effective daytime cleaning
- Optional HEPA filter available for optimized air quality

The Nilfisk GD 5 Battery vacuum cleaner offers all you need to get the job done faster – leaving the need for cords and power outlets behind you.

The backpack design will let you work with ease! Being compact and mobile, the Nilfisk GD 5 Battery will deal effectively with dust in facilities with limited space between seats, tables, and shelves. The machine is an ideal choice for cafes, restaurants, shops, cinemas, auditoriums and conference rooms, as well as transportation.



TECHNICAL DATA

GD5 Battery

Rated power (W)	650
Suction power end of tube (W)	45/116
Airflow (l/sec.)	21.7/26.7
Dust bag capacity (l)	5
Length x width x height (mm)	240x330x755
Weight (kg)	5.3
Sack filter area (cm ²)	1397
Battery charge time (min.)	≤ 40
Battery run time (min.)	60/30

FEATURES

Dust bag 1 pcs.	•
Battery version	•

STANDARD EQUIPMENT

HOSE CONICAL COMPLETE	147 1236 500
TELESCOPIC TUBE ALUMINIUM	011 8130 500
CREVICE NOZZLE	107408039
BRUSH NOZZLE D32	140 8244 500
COMBI NOZZLE RD295P W.CLIP	107417790
NOZZLE MULTI SURFACE 32 MM	140 6700 540
PRE FILTER	147 1095 500
SACK FILTER 5 L	147 1100 500
BATTERY FAST CHARGER LI 500W – EU	41600864
BATTERY LI 36V 10S4P + BATTERY HANDLE	41600872

ITEM NO.

41600841

VU500 – Upright vacs



Exceptional cleaning performance for medium and low cut piles

- Quick release cord clip
- Detachable power cable removal for quick service
- Tools-free brush removal
- Non-marking, tear resistant bumper
- Convenient handle for lifting
- Standard certified H13 HEPA filter

VU500 delivers exceptional cleaning performance in an easy to use, easy to maintain upright vacuum that is designed to withstand stringent environmental requirements. Automatic, self-adjusting brush height ensures proper cleaning performance and maximum productivity especially when cleaning on the medium and low cut piles.



TECHNICAL DATA	VU500 12-300MM EU	VU500 15-380MM EU
Sound power level dB(A) IEC/EN 60335-2-69	80	80
Rated power (W)	900	900
Suction power end of tube (W)	130	130
Airflow (l/sec.)	27	27
Dust bag capacity (l)	3.5	3.5
Length x width x height (mm)	330x318x1180	330x390x1180
Cable length (m)	10	10
Weight (kg)	8	8.5
FEATURES		
Detachable cord	•	•
Compact design	•	•
Cable storage	•	•
No tool brush removal	•	•
Ergonomic handle	•	•
Hose storage holders	•	•
STANDARD EQUIPMENT		
HOSE STRETCHABLE	147 0950 500	147 0950 500
CREVICE NOZZLE D35	147 1203 500	147 1203 500
HEPA FILTER H13	147 1250 600	147 1250 600
BRUSH 12INCH RED	107407697	107407697
BRUSH 15 INCH		147 0930 510
EXTENSION TUBE 35MM	147 0851 500	147 0851 500
ITEM NO.	107418426	107418433

GU700A – Upright vacs



The heavy-duty upright vac for easy and efficient cleaning

- 64 cm cleaning path
- 2 vacuum motors ensuring a high vacuuming performance
- 1 brush motor
- Built in hose and tube for hard to reach areas

GU700A is an optimal upright solution for daily vacuum cleaning of large carpet areas. This heavy-duty machine makes operations easy and efficient.

The separate motors for the brush and vacuum, provide high performance and durability together with an in depth cleaning of even solid mud and other dirt settings.



TECHNICAL DATA

GU700A

Rated power (W)	2250
Tank capacity (l)	35
Suction power end of tube (W)	na
Airflow (l/sec.)	52
Dust bag capacity (l)	35
Length x width x height (mm)	1040x750x970
Cable length (m)	23
Weight (kg)	51
FEATURES	
Motor-driven brush	•
ITEM NO.	56330910

VL200 – Commercial wet & dry vacs



Compact and handy wet & dry vacuum cleaner

- Push & Clean filter cleaning technology
- Washable PET fleece filter
- Certified HEPA filter available as an accessory
- MultiFit accessory system with telescopic tube
- Convenient accessory and cable storage
- Exhaust air blow function
- Stainless steel container option

The Nilfisk VL200 is a compact and easy-to-use wet and dry vacuum cleaner with Push & Clean filter cleaning system and convenient accessory storage. A mobile machine available also with a stainless steel container for the extra tough environments.



TECHNICAL DATA	VL200	VL200 inox
Rated power (W)	1200	1200
Tank capacity (l)	20	30
Suction power end of tube (W)	250	250
Airflow (l/sec.)	48	48
Dust bag capacity (l)	14	14
Cable length (m)	10	10
Length x width x height (mm)	380x390x510	390x400x640
Weight (kg)	9.5	11
FEATURES		
Stainless steel container		•
Washable PET fleece filter	•	•
Push&Clean filter cleaning	•	•
Storage of accessories	•	•
Cable storage	•	•
Hose holder	•	•
Fleece filter bag 1 pcs.	•	•
STANDARD EQUIPMENT		
HOSE D32 1.9M CPL	107407308	107407308
TELESCOPIC TUBE 1130MM D32	81906500	81906500
FLOOR NOZZLE D32 RUBBER STRIP	107407310	107407310
FLOOR NOZZLE D32 BRUSH	107407311	107407311
BRUSH NOZZLE D32	107407312	107407312
CREVICE NOZZLE D32	107407334	107407334
FILTRELEMENT ATTIX	302000490	302000490
TELESCOPIC TUBE HOLDER KIT D32	107409978	107409978
ITEM NO.	107406660	107420060

VL100 – Commercial wet & dry vacs



Basic and simple wet & dry vacuum cleaner

- Stainless steel tubes
- Drain hose
- Foam & Dry filters
- Stainless steel containers

The VL100 is the perfect choice when what you need is fast efficient cleaning with no frills attached. Strong, robust and reliable – all your basic wet & dry cleaning needs covered in this straight forward product line.



TECHNICAL DATA	VL100-35 EU GO	VL100-55 EU GO	VL100-75 EU GO
Rated power (W)	1000	2000	2000
Suction power end of tube (W)	210	380	380
Airflow (l/sec.)	31	52	52
Dust bag capacity (l)	18.2	28.1	44.4
Cable length (m)	8	8	8
Weight (kg)	10	20	20.5
FEATURES			
Tube holder		•	•
Dual filter system		•	•
Storage of accessories		•	•
Cable storage	•	•	•
Drain hose		•	•
STANDARD EQUIPMENT			
HOSE D32 1.9M CPL	107407308		
HOSE D40 2.5M CPL		107407336	107407336
WET FLOOR NOZZLE Ø32 RUBBER STRIP	VA82025		
WET FLOOR NOZZLE Ø40 RUBBER STRIP		VA81845	VA81845
FLOOR NOZZLE D32 BRUSH	107407311		
FLOOR NOZZLE D40 BRUSH		107407339	107407339
BRUSH NOZZLE D32	107407312		
CREVICE NOZZLE D32	107407334		
CREVICE NOZZLE D40		107408850	107408850
55L ABSORBING DUST FILTER		VA80119	VA80119
CLOTH FILTER ASSEMBLY	VA81990		
EXTENSION TUBE D32 – SS	107407309		
EXTENSION TUBE D40 – SS		107407337	107407337
ITEM NO.	50000340	50000350	50000360

VL500-35 – Commercial wet & dry vacs



The future of wet and dry vacuum cleaning

- The dual filtration system allows the machine to clean both wet and dry applications without the need to change filter
- Multi fit hose connector, stainless steel tube, accessory storage and nozzle parking
- Easy changing of filters with a hinged motor head to protect the machine and speed up the process

The VL500 series of wet and dry vacuum cleaners is offering performance and reliability that ensure low total cost of ownership and at the same time, has features making daily cleaning tasks easier, faster and safer.



TECHNICAL DATA	VL500 35 BSF	VL500 35 EDF
Rated power (W)	1350	1350
Tank capacity (l)	35	35
Suction power end of tube (W)	250	250
Airflow (l/sec.)	48	48
Dust bag capacity (l)	18	18
Length x width x height (mm)	460x420x730	460x420x730
Weight (kg)	11.5	12.5
Cartridge filter area (cm ²)	-	2070
Sack filter area (cm ²)	1051	-
Wet filter area (cm ²)	-	1051
FEATURES		
Tube holder	•	•
Dual filter system		•
Storage of accessories	•	•
STANDARD EQUIPMENT		
HOSE D32 1.9M CPL	107407308	107407308
HARDFLOOR NOZZLE 300MM x Ø32MM – KIT	107416575	107416575
FLOOR NOZZLE D32 BRUSH	107407311	107407311
BRUSH NOZZLE D32	107407312	107407312
CREVICE NOZZLE D32	107407334	107407334
CARTRIDGE FILTER		107407297
SACK FILTER	107407296	
WET FILTER		107407299
EXTENSION TUBE D32 – SS	107407309	107407309
ITEM NO.	107405155	107405160

VL500-55 – Commercial wet & dry vacs



The future of wet and dry vacuum cleaning

- Empty the container without having to remove the motor head makes operation fast and easy without risk of damage to critical components
- By transferring the weight as you lift the container, the Nilfisk Ergo Tipping system enables you to empty a completely filled container of fluid without excessive effort
- Easy changing of filters with the hinged motor head protects the machines and speeds up the process
- With the dual filtration system, the VL500 can be used in both wet or dry applications without the need to change filters

The VL500 series of wet and dry vacuum cleaners is offering performance and reliability that ensure low total cost of ownership and at the same time has features making daily cleaning tasks easier, faster and safer.



TECHNICAL DATA	VL500 55-1 BDF	VL500 55-1 BSF	VL500 55-1 EDF	VL500 55-2 BDF	VL500 55-2 BSF	VL500 55-2 EDF
Rated power (W)	1350	1350	1350	2500	2500	2500
Tank capacity (l)	55	55	55	55	55	55
Suction power end of tube (W)	200	200	200	200	200	200
Airflow (l/sec.)	48	48	48	72	72	72
Dust bag capacity (l)	28	28	28	28	28	28
Length x width x height (mm)	840x620x1000	840x620x1000	660x620x890	840x620x1000	840x620x1000	660x620x890
Weight (kg)	24.5	23.5	26.5	25.5	24.5	27.5
Cartridge filter area (cm ²)	4410	-	4410	4410	-	4410
Sack filter area (cm ²)	-	1840	-	-	1840	-
Wet filter area (cm ²)	1840	-	1840	1840	-	1840
FEATURES						
Dual power				•	•	•
Dual filter system	•		•	•		•
Folding transport handle			•			•
Adjustable handle			•			•
Storage of accessories	•	•	•	•	•	•
Drain hose	•	•	•	•	•	•
Ergo tipping			•			•
STANDARD EQUIPMENT						
HOSE D40 2.5M CPL	107407336	107407336	107407336	107407336	107407336	107407336
HARDFLOOR NOZZLE 400MM x Ø40MM – KIT	107416577	107416577	107416577	107416577	107416577	107416577
FLOOR NOZZLE D40 BRUSH	107407339	107407339	107407339	107407339	107407339	107407339
CREVICE NOZZLE D40	107408850	107408850	107408850	107408850	107408850	107408850
CARTRIDGE FILTER	107407300		107407300	107407300		107407300
SACK FILTER		107407304			107407304	
WET FILTER	107407302		107407302	107407302		107407302
TUBEHOLDER D40	107407335	107407335	107407335	107407335	107407335	107407335
EXTENSION TUBE D40 – SS	107407337	107407337	107407337	107407337	107407337	107407337
ITEM NO.	107407459	107405156	107405161	107407460	107405157	107405162

VL500-75 – Commercial wet & dry vacs



The future of wet and dry vacuum cleaning

- Quick release adjustable push handle for easy and ergonomic maneuvering of the machine
- Emptying the container without having to remove the motor head makes operation fast and easy without risk of damage to critical components
- By transferring the weight as you lift the container, the Nilfisk Ergo Tipping system enables you to empty a completely filled container of fluid without excessive effort
- Easy changing of filters with the hinged motor head protects the machines and speeds up the process
- The VL500 can be used in both wet or dry applications without the need to change filters

The VL500 series of wet and dry vacuum cleaners is offering performance and reliability that ensure low total cost of ownership and at the same time has features making daily cleaning tasks easier, faster and safer.



TECHNICAL DATA	VL500 75-1 BSF	VL500 75-1 EDF	VL500 75-2 BDF	VL500 75-2 BSF	VL500 75-2 EDF
Rated power (W)	1350	1350	2500	2500	2500
Tank capacity (l)	75	75	75	75	75
Suction power end of tube (W)	200	200	200	200	200
Airflow (l/sec.)	48	48	72	72	72
Dust bag capacity (l)	44	44	44	44	44
Length x width x height (mm)	840x620x1000	660x620x1030	840x620x1000	840x620x1000	660x620x1030
Cable length (m)	10	10	10	10	10
Weight (kg)	26	27.5	28	27	28.5
Sack filter area (cm ²)	1840	-	-	1840	-
Wet filter area (cm ²)	-	1840	1840	-	1840
FEATURES					
Dual power			•	•	•
Dual filter system		•	•		•
Folding transport handle		•			•
Adjustable handle		•			•
Storage of accessories	•	•	•	•	•
Drain hose	•	•	•	•	•
Ergo tipping		•			•
STANDARD EQUIPMENT					
HOSE D40 2.5M CPL	107407336	107407336	107407336	107407336	107407336
HARDFLOOR NOZZLE 400MM x Ø40MM – KIT	107416577	107416577	107416577	107416577	107416577
FLOOR NOZZLE D40 BRUSH	107407339	107407339	107407339	107407339	107407339
CREVICE NOZZLE D40	107408850	107408850	107408850	107408850	107408850
CARTRIDGE FILTER		107407300			107407300
SACK FILTER	107407304			107407304	
WET FILTER		107407302			107407302
TUBEHOLDER D40	107407335	107407335	107407335	107407335	107407335
EXTENSION TUBE D40 – SS	107407337	107407337	107407337	107407337	107407337
ITEM NO.	107405158	107405163	107407462	107405159	107405164

Overview of accessories



Nozzles

Upholstery nozzle, round brush, crevice nozzle



Floor nozzles

Combination and multi surface nozzles



Electro nozzle

For use on carpets



Dust bag

Synthetic



Dust bag

Paper bags



Wet and dry filter

For VL500 series



Sack filter




Tubes

Chrome, steel, aluminium.
Telescopic or basic



Cover HEPA

For VL500 series



HEPA filter

For VP930



Hose

For VP930



SALTIX 10 – Commercial vacuum cleaners



Your reliable and compact choice for everyday use

- Weighs just 5.5 kg making it easy to move from place to place
- Large 10 litre container with 8 litre dust bag net filling
- Detachable orange cord
- Entire machine, including hose and wand, can be carried safely and comfortably in one hand
- Certified HEPA filter as standard
- Lightweight aluminium tube

The SALTIX 10 is ideal for cleaning of hotels, offices, shops or similar light to medium duty applications. With a sound pressure of just 62 dB(A), it makes this vacuum suitable for daytime cleaning of noise-sensitive areas as it causes minimum disturbance to people who are within the cleaning vicinity. The powerful motor and high quality nozzle ensures superior efficiency and the durable design makes sure that the machine can be relied upon day in and day out.



TECHNICAL DATA	SALTIX 10
Airflow rate (l/min.)	1940
Vacuum (mbar/kPa)	220/22
Power Piec (W)	800
Sound pressure level (dB(A) BS 5415)	62
Dust bag capacity (l)	8
Volt/frequency (V/Hz)	220/50-60
Weight (kg)	5.5
Cable length (m)/ plug type	10
Hose length (m)	1.9
Length x width x height (mm)	395x340x390
Sound pressure level DB(A) IEC/EN 60335-2-69	62
FEATURES	
Detachable cord	•
Dust bag (1 pcs)	•
STANDARD EQUIPMENT	
HEPA FILTER H13	147 1250 600
SACK FILTER	147 1432 500
DETACH CORD SET 10M ORANGE EU	107402676
HOSE CPL D32	147 0765 500
EXTENSION TUBE ALUMINIUM	011 6431 500
NOZZLE MULTI SURFACE D32	140 6700 570
BRUSH NOZZLE D32	140 8244 500
CREVICE NOZZLE D32 L153 BLACK	147 0146 500
ITEM NO.	107415328

MAXXI II 35 WD – Commercial wet & dry vacs



Simple and powerful wet & dry vacuum cleaner

- Dual filter system to handle different substances without human intervention
- Easy emptying (with motor head fitted)
- Stainless steel tube
- Intuitive single handed locking mechanisms
- Wet sack filter protecting the motor from foam ingress
- Flexible and handy mounting of tools and accessories

MAXXI II 35 offers easy and efficient wet & dry use without filter changing. The unique dual filter allows the machine to be used for both wet and dry applications without the need to change filters. Thanks to MultFit connection the MAXXI II tools are compatible with all ATTIX accessories.



TECHNICAL DATA	MAXXI II 35 WD
Airflow rate (l/min.)	2880
Vacuum (mbar/kPa)	200/20
Power Piec (W)	1250
Sound pressure level (dB(A) BS 5415)	62
Tank capacity (l)	35
Dust bag capacity (l)	18
Volt/frequency (V/Hz)	220-240/50-60
Weight (kg)	12.5
Cable length (m)/ plug type	10/EU
Hose length (m)	1.9
Length x width x height (mm)	460x420x740
FEATURES	
Tube holder	•
Dual filter system	•
Accessory holders	•
STANDARD EQUIPMENT	
BRUSH STRIPS FOR 60356	60358
CARTRIDGE FILTER	107407297
WET FILTER	107407299
HOSE D32 1.9M CPL	107407308
EXTENSION TUBE D32 - SS	107407309
HARDFLOOR NOZZLE 300MM x Ø32MM - KIT	107416575
FLOOR NOZZLE D32 BRUSH	107407311
BRUSH NOZZLE D32	107407312
CREVICE NOZZLE D32	107407334
ITEM NO.	107405165

MAXXI II 55 WD – Commercial wet & dry vacs



Simple and powerful wet & dry vacuum cleaner

- Dual filter system to handle different substances without human intervention
- Easy emptying (with motor head fitted)
- Stainless steel tube
- Intuitive single handed locking mechanisms
- Wet mesh sack filter protecting the motor from foam ingress
- Flexible and handy mounting of tools and accessories
- Fixed steel push handle
- Standard tipping mechanism
- Transparent drain hose for indication of water level in the container
- The containers can be easily lifted off the trolley for cleaning or maintenance
- When tipping, the container pivots on the steel push handle

MAXXI II 55 offers easy and efficient wet & dry use without filter changing. The unique dual filter makes it possible to clean both wet and dry applications without the need to spend time on changing filters. Thanks to MultFit all MAXXI II tools are compatible with the ATTIX accessories.



TECHNICAL DATA	MAXXI II 55-2 WD
Airflow rate (l/min.)	2880
Vacuum (mbar/kPa)	210/21
Power Piec (W)	2400
Sound pressure level (dB(A) BS 5415)	66
Tank capacity (l)	55
Dust bag capacity (l)	28
Volt/frequency (V/Hz)	220-240/50-60
Weight (kg)	25.5
Cable length (m)/ plug type	10/EU
Hose length (m)	2.5
Length x width x height (mm)	840x620x1000
FEATURES	
Tube holder	•
Dual filter system	•
Cable storage	•
Accessory holders	•
Drain hose	•
Dual motor	•
STANDARD EQUIPMENT	
CARTRIDGE FILTER	107407300
WET FILTER	107407302
HOSE D40 2.5M CPL	107407336
EXTENSION TUBE D40 - SS	107407337
HARDFLOOR NOZZLE 400MM x Ø40MM - KIT	107416577
FLOOR NOZZLE D40 BRUSH	107407339
CREVICE NOZZLE D40	107408850
ITEM NO.	107405167

MAXXI II 75 WD – Commercial wet & dry vacs



Simple and powerful wet & dry vacuum cleaner

- Dual filter system to handle different substances without human intervention
- Easy emptying (with motor head fitted)
- Stainless steel tube
- Intuitive single handed locking mechanisms
- Wet mesh sack filter protecting the motor from foam ingress
- Flexible and handy mounting of tools and accessories
- Fixed steel push handle
- Standard tipping mechanism
- Transparent drain hose for indication of water level in the container
- The containers can be easily lifted off the trolley for cleaning or maintenance
- When tipping, the container pivots on the steel push handle

MAXXI II 75 offers easy and efficient wet & dry use without filter changing. The unique dual filter makes it possible to clean both wet and dry applications without the need of changing filters. Thanks to MultFit all MAXXI II tools are compatible with the ATTIX accessories.



TECHNICAL DATA	MAXXI II 75-1 WD	MAXXI II 75-2 WD
Airflow rate (l/min.)	2880	2880
Vacuum (mbar/kPa)	200/20	210/21
Power Piec (W)	1250	2400
Sound pressure level (dB(A) BS 5415)	64	66
Tank capacity (l)	75	75
Dust bag capacity (l)	44	44
Volt/frequency (V/Hz)	220-240/50-60	220-240/50-60
Weight (kg)	27	28
Cable length (m)/ plug type	10/EU	10/EU
Hose length (m)	2.5	2.5
Length x width x height (mm)	840x620x1000	840x620x1000
FEATURES		
Tube holder	•	•
Dual filter system	•	•
Cable storage	•	•
Accessory holders	•	•
Drain hose	•	•
Dual motor		•
STANDARD EQUIPMENT		
CARTRIDGE FILTER	107407300	107407300
WET FILTER	107407302	107407302
HOSE D40 2.5M CPL	107407336	107407336
EXTENSION TUBE D40 - SS	107407337	107407337
HARDFLOOR NOZZLE 400MM x Ø40MM - KIT	107416577	107416577
FLOOR NOZZLE D40 BRUSH	107407339	107407339
CREVICE NOZZLE D40	107408850	107408850
ITEM NO.	107405168	107405169

AERO 21 / AERO 21 INOX

– Compact single-phase wet & dry vacs



Compact wet&dry vacuum cleaner with filter cleaning and simple features

- Washable PET fleece filter with minimum 99.9% filtration efficiency
- MultiFit accessory system for ultimate flexibility
- Convenient accessory and cable storage
- Exhaust air blow function
- Stable wheels and ergonomic design for safe operation

AERO 21 is the smallest model in the AERO series with compact design and easy to use features such as Push&Clean filter cleaning system and convenient accessory storage. The 20 liter machine has efficient suction performance and is found with optional INOX stainless steel container with robust trolley and lifting handle. Power socket with AutoOnOff is found on (-21) models, which activates the machine by the connected drilling, sanding or cutting tool. AERO 21 offers great help keeping both air and surroundings clean and reducing the overall sound level.



TECHNICAL DATA	AERO 21-01 PC	AERO 21-01 PC INOX	AERO 21-21 PC	AERO 21-21 PC INOX	AERO 21-0H PC
Airflow rate (l/min.)	3600	3600	3600	3600	3600
Vacuum (mbar/kPa)	210/21	210/21	210/21	210/21	210/23.5
Power Pmax (W)	1250	1250	1250	1250	1200
Power Pic (W)	1000	1000	1000	1000	1000
Working sound level (dB(A))	64	64	64	64	61
Container volume (l-max)	20	20	20	20	20
Mains connection (V/~/Hz/A)	230/1/50-60/16	230/1/50-60/16	230/1/50-60/16	230/1/50-60/16	230V/50-60/16
Length x width x height (mm)	375x385x505	390x400x525	375x385x505	390x400x525	375x390x530
Weight (kg)	7.5	8.5	7.5	8.5	8.5
El cable (m)	5	5	5	5	5
Main filter type	PET	PET	PET	PET	PFTE H14
Filter cleaning system	Push&Clean	Push&Clean	Push&Clean	Push&Clean	Push&Clean
FEATURES					
Stainless steel container		•		•	
Automatic On/Off-elec. tools			•	•	
Extra socket for tool			•	•	
Hose holder			•	•	
Fleece filter bag 1 pcs	•	•	•	•	•
Container lift/tilt handle		•	•	•	•
STANDARD EQUIPMENT					
SUCTION HOSE D32x1800 CPL.	107405600	107405600			107405600
SUCTION HOSE D32X2500 CPL.			107405599	107405599	
EXTENSION TUBE D36 2X500MM ALU	107400032	107400032	107400032	107400032	
EXTEN.TUBE STEEL D35X505MM CR					302000529
TOOL ADAPTER WITH SUCTION REGULATION D32			107409977	107409977	
FLOOR NOZZLE D36x300MM W/D KIT	107402706	107402706	107402706	107402706	
FLOOR NOZZLE D36 W/D					107402331
SUCTION BRUSH D36 BLACK					302002509
UNIVERSAL NOZZLE D36X115	14295	14295	14295	14295	14295
CREVICE NOZZLE D36X200	29541	29541	29541	29541	29541
Filter cartridge D185x140 PTFE HEPA H-Class					107420373
FILTERELEMENT ATTIX	302000490	302000490	302000490	302000490	
ITEM NO.	107406600	107406602	107406601	107406603	107420062

AERO 26 – Compact single-phase wet & dry vacs



Compact wet&dry vacuum cleaner with filter cleaning and ergonomic design

- Washable PET fleece filter with minimum 99.9% filtration efficiency
- MultiFit accessory system for ultimate flexibility
- Convenient accessory/cable storage and tool deposit
- Exhaust air blow function
- Flexible rubber strap for hose storage
- Optional cable rewind model
- L-class model with variable speed control

AERO 26 is the featuring model of the AERO series with high focus on application and end-user needs. Push&Clean filter cleaning system and exhaust air blow function is found on all models together with flexible and convenient accessory storage. The 25 liter machine has efficient suction performance and is available with optional cable rewind system. Power socket with AutoOnOff is found on (-21) models, which activates the machine by the connected drilling, sanding or cutting tool. The AERO 26 offers great help keeping both air and surroundings clean and reducing the overall sound level.



TECHNICAL DATA	AERO 26-01 PC X	AERO 26-21 PC	AERO 26-2L PC
Airflow rate (l/min.)	3600	3600	3700
Vacuum (mbar/kPa)	210/21	210/21	245
Power Pmax (W)	1250	1250	1500
Power Pic (W)	1000	1000	1200
Working sound level (dB(A))	64	64	61
Container volume (l-max)	25	25	25
Mains connection (V~/Hz/A)	230/1/50-60/16	230/1/50-60/16	230/1/50-60/16
Length x width x height (mm)	375x390x530	375x390x530	375x390x530
Weight (kg)	9	9	10
El cable (m)	5	5	7.5
Main filter type	PET	PET	PET
Filter cleaning system	Push&Clean	Push&Clean	Push&Clean
FEATURES			
Softstart			•
Motor speed control			•
Automatic On/Off-elec. tools		•	•
Cable rewind	•		
L-class hazardous dust approval			•
Fleece filter bag 1 pcs	•	•	•
Container lift/tilt handle	•	•	•
STANDARD EQUIPMENT			
SUCTION HOSE D32x1800 CPL.	107405600		
SUCTION HOSE D32X3500 CPL.		107406115	107409976
UNIV HOSE WITH HAND TUBE D32X3500 CPL.			302002509
EXTENSION TUBE D36 2X505MM ST/CR		302000529	302000529
TELESCOPIC TUBE D36 575-930MM CR-ST	107402654		29541
TOOL ADAPTER WITH SUCTION REGULATION D32		107409977	107402331
FLOOR NOZZLE D36x300MM W/D KIT		107402706	14295
COMBI NOZZLE Ø36X260MM	302002365		302000490
BRUSH NOZZLE Ø36X230 PP/PA			
UNIVERSAL NOZZLE D36X115	14295	14295	107420459
SUCTION BRUSH D36 BLACK	302002509	302002509	
CREVICE NOZZLE D36X200	29541	29541	107409977
Filterelement ATTIX	302000490	302000490	302000490
TOOL BOX. AERO 26/31			107409980
ITEM NO.	107406605	107406606	107420040

AERO 26 – Singlephase for hazardous dust



- The industry's first compact safety vacuum cleaner that helps you work safely and can be moved around your workshop with ease
- Upgraded with the latest technology including state-of-art air velocity measurement system and a double sealed filter enabling high performance of your vacuum cleaner
- Smart operation via Bluetooth remote control enables easier ON/OFF functionality, auto detection of power tools, alarm notification, and more convenient operation
- Protects from electric shock with fully antistatic hose system
- Reduced noise level – the latest AERO SAFETY series makes significantly less noise than previous models to ensure your comfort and safety while working

The new AERO SAFETY takes compact vacuum cleaners to another level, so you can enjoy premium performance, enhanced usability, and improved safety. From independent workshops to light industry – a versatile vacuuming solution is a must to ensure your safety on the job.



TECHNICAL DATA	AERO 26-2M PC	AERO 26-W2M PC	AERO 26-2H PC	AERO 26-W2H PC
Airflow rate (l/min.)	3700	3700	3700	3700
Vacuum (mbar)	245	245	245	245
Power Pmax (W)	1500	1500	1500	1500
Power Piec (W)	1200	1200	1200	1200
Working sound level (dB(A))	61	61	61	61
Container volume (l-max)	25	25	25	25
Mains connection (V/~/Hz/A)	230/1/50-60/16	230/1/50-60/16	230/1/50-60/16	230/1/50-60/16
Length x width x height (mm)	375x390x530	375x390x530	375x390x530	375x390x530
Weight (kg)	10	10	10	10
El cable (m)	7.5	7.5	7.5	7.5
Main filter type	PET	PET	PET	PET
Filter cleaning system	Push&Clean	Push&Clean	Push&Clean	Push&Clean
FEATURES				
Anti-static system	•	•	•	•
Bluetooth remote w/ AutoSense		•		•
Auto Start Stop for power tools	•	•	•	•
Hose inlet plug	•	•	•	•
Container lifting handle	•	•	•	•
Rubber strap for cable storage	•	•	•	•
Tube parking 2-point	•	•	•	•
Non-marking rubber back wheels	•	•	•	•
STANDARD EQUIPMENT				
SUCTION HOSE D32X4000 RED AS CPL.	107413543	107413543	107413543	107413543
SUCTION HOSE HIGH END D32X3500 CPL GRAY				
SUCTION BRUSH D36 BLACK	302002509	302002509	302002509	302002509
EXTEN.TUBE STEEL D35X505MM CR	302000529	302000529	302000529	302000529
CREVICE NOZZLE D36X200	29541	29541	29541	29541
FLOOR NOZZLE D36 W/D	107402331	107402331	107402331	107402331
UNIVERSAL NOZZLE D36X115	14295	14295	14295	14295
FILTER CARTRIDGE D185X140 PET M-CLASS	302000490	302000490		
FILTER CARTRIDGE D185X140 PTFE HEPA H-CLASS			107420373	107420373
TOOLBOX	107420459	107420459	107420459	107420459
TOOL ADAPTER D27 QUICKSYSTEM AS	302000535	302000535	302000535	302000535
TOOL ADAPTER WITH RUBBER NOZZLE				
ITEM NO.	107420043	107420047	107420051	107420055

AERO 31 INOX – Compact single-phase wet & dry vacs



Stainless wet&dry vacuum cleaner with filter cleaning and big capacity

- Washable PET fleece filter with minimum 99.9% filtration efficiency
- MultiFit accessory system for ultimate flexibility
- Convenient accessory and cable storage and tool deposit
- Exhaust air blow function
- Stainless steel container
- Flexible rubber strap for hose storage

AERO 31 INOX is the big capacity model of the AERO series with high focus on application and end-user needs. Push&Clean filter cleaning system and exhaust air blow function is standard together with flexible and convenient accessory storage. The 30 liter machine has efficient suction performance and a durable stainless steel container with robust trolley. Power socket with AutoOnOff activates the machine by the connected drilling, sanding or cutting tool. The AERO 31 INOX offers great help keeping both air and surroundings clean and reducing the overall sound level.



TECHNICAL DATA	AERO 31-21 PC INOX
Airflow rate (l/min.)	3600
Vacuum (mbar/kPa)	210/21
Power Pmax (W)	1250
Power Piec (W)	1000
Working sound level (dB(A))	64
Container volume (l-max)	30
Mains connection (V~/Hz/A)	230/1/50-60/16
Length x width x height (mm)	390x400x635
Weight (kg)	10.5
El cable (m)	5
Main filter type	PET
Filter cleaning system	Push&Clean
FEATURES	
Stainless steel container	•
Automatic On/Off-elec. tools	•
Extra socket for tool	•
Fleece filter bag 1 pcs	•
STANDARD EQUIPMENT	
SUCTION HOSE D32X3500 CPL.	107406115
EXTENSION TUBE D36 2X505MM ST/CR	302000529
TOOL ADAPTER WITH SUCTION REGULATION D32	107409977
FLOOR NOZZLE D36x300MM W/D KIT	107402706
UNIVERSAL NOZZLE D36X115	14295
SUCTION BRUSH D36 BLACK	302002509
CREVICE NOZZLE D36X200	29541
FILTERELEMENT ATTIX	302000490
ITEM NO.	107406607

ATTIX 30 – Single-phase wet & dry vacs



Silent and mobile wet & dry industrial vacuum cleaners with superior suction power

- Low working sound level
- SilentPower - high performance that is seen, but not heard
- MultiFit accessory system for the ultimate in task flexibility
- Washable PET fleece filter with minimum 99.9% filtration efficiency
- Accessory storage and tool deposit

ATTIX 30 series represent our compact and powerful range of all purpose Wet&Dry vacuum cleaners - a perfect solution for craftsmen on the move. The ergonomic design and low noise level emphasise our focus on real user benefits and longer working time.



TECHNICAL DATA	ATTIX 30-01	ATTIX 30-01 PC	ATTIX 30-11 PC	ATTIX 30-21 PC
Airflow rate (l/min.)	3700	3700	3700	3700
Vacuum (mbar/kPa)	250/25	250/25	250/25	250/25
Power Pmax (W)	1500	1500	1500	1500
Power Piec (W)	1200	1200	1200	1200
Working sound level (dB(A))	59	59	59	59
Container volume (l-max)	30	30	30	30
Mains connection (V/~ /Hz/A)	230/1/50-60/16	230/1/50-60/16	230/1/50-60/16	230/1/50-60/16
Length x width x height (mm)	450x380x595	450x380x595	450x380x595	450x380x595
Weight (kg)	10	10	10	10
El cable (m)	7.5	7.5	7.5	7.5
Main filter type	PET	PET	PET	PET
Filter cleaning system		Push&Clean	Push&Clean	Push&Clean
FEATURES				
Softstart			•	•
Anti-static system			•	•
Motor speed control				•
Automatic On/Off-elec. tools				•
Storage of accessories	•	•	•	•
Extra socket for tool			•	•
Fleece filter bag 1 pcs	•	•	•	•
STANDARD EQUIPMENT				
UNIV HOSE WITH HAND TUBE D32X3500 CPL.	107409976	107409976	107409976	107409976
EXTENSION TUBE D36 2X500MM ALU	107400032	107400032	107400032	
EXTENSION TUBE D36 2X505MM ST/CR				302000529
TOOL ADAPTER WITH SUCTION REGULATION D32			107409977	107409977
FLOOR NOZZLE D36x300MM W/D KIT	107402706	107402706	107402706	
FLOOR NOZZLE D36x400MM W/D				302003666
UNIVERSAL NOZZLE D36X115			14295	
CREVICE NOZZLE Ø36X300 PP	6084	6084	6084	6084
FILTERELEMENT ATTIX	302000490	302000490	302000490	302000490
ITEM NO.	107413590	107413591	107413592	107407544

ATTIX 40 INOX – Single-phase wet & dry vacs



The perfect combination of high performance and robustness in moist applications

- High quality stainless steel container
- Low working sound level - SilentPower - high performance that is seen, but not heard
- MultiFit accessory system for the ultimate in task flexibility
- Washable PET fleece filter with minimum 99.9% filtration efficiency
- Accessory storage and tool deposit

ATTIX 40 is the ideal Wet&Dry vacuum cleaner, if you need high performance in combination with a compact quality stainless steel container. The robust and easy to clean stainless steel container and the high suction power makes ATTIX 40 the perfect solution for commercial and industrial use.



TECHNICAL DATA	ATTIX 40-01 PC INOX	ATTIX 40-21 PC INOX
Airflow rate (l/min.)	3700	3700
Vacuum (mbar/kPa)	250/25	250/25
Power Pmax (W)	1500	1500
Power Pic (W)	1200	1200
Working sound level (dB(A))	59	59
Container volume (l-max)	37	37
Mains connection (V~/Hz/A)	230/1/50-60/16	230/1/50-60/16
Length x width x height (mm)	450x440x735	450x440x735
Weight (kg)	13	14
El cable (m)	7.5	7.5
Main filter type	PET	PET
Filter cleaning system	Push&Clean	Push&Clean
FEATURES		
Softstart	•	•
Anti-static system	•	•
Motor speed control		•
Automatic On/Off-elec. tools		•
Storage of accessories	•	•
Extra socket for tool		•
Fleece filter bag 1 pcs	•	•
STANDARD EQUIPMENT		
UNI. HOSE Ø36X3000MM W COUPLING EVA	46948	
HOSE Ø36X5000MM AS W COUPLING		302001682
CURVED HAND TUBE Ø36MM SS	46691	
EXTENSION TUBE Ø36 2X505MM SS	107408074	
TOOL ADAPTER D27 QUICKSYSTEM		302000535
FLOOR NOZZLE D36X400MM W/D	302003666	
CREVICE NOZZLE D36X200	29541	
FILTERELEMENT ATTIX	302000490	302000490
ITEM NO.	107413593	302003415

ATTIX 50 – Single-phase wet & dry vacs



Superior suction power for high-frequency cleaning and large container volume

- Low working sound level - SilentPower - high performance that is seen, but not heard
- MultiFit accessory system for the ultimate in task flexibility
- Washable PET fleece filter with minimum 99.9% filtration efficiency
- Accessory storage and tool deposit
- AntiStatic System

ATTIX 50 combines high Wet&Dry performance with big container capacity - the ideal solution for demanding customers with high frequency cleaning. The improved ergonomic design ensures functional and user-friendly operation - all in all an efficient and reliable solution.



TECHNICAL DATA	ATTIX 50-01 PC	ATTIX 50-21 PC	ATTIX 50-21 PC CLEAN ROOM	ATTIX 50-21 PC EC
Airflow rate (l/min.)	3700	3700	3200	3200
Vacuum (mbar/kPa)	250/25	250/25	230/23	230/23
Power Pmax (W)	1500	1500	1400	1400
Power Piec (W)	1200	1200	1100	1100
Working sound level (dB(A))	59	59	60	60
Container volume (l-max)	47	47	47	47
Mains connection (V/~/Hz/A)	230/1/50-60/16	230/1/50-60/16	230/1/50-60/16	230/1/50-60/16
Length x width x height (mm)	450x380x750	450x380x750	450x380x750	450x380x750
Weight (kg)	11	11	11	11
El cable (m)	7.5	7.5	7.5	7.5
Main filter type	PET	PET	HEPA	PET
Filter cleaning system	Push&Clean	Push&Clean	Push&Clean	Push&Clean
FEATURES				
Softstart	•	•	•	•
Anti-static system	•	•	•	•
Motor speed control		•	•	•
Automatic On/Off-elec. tools		•	•	•
Brushless longlife 1-ph. motor			•	•
Storage of accessories	•	•	•	•
Fleece filter bag 1 pcs	•	•	•	•
STANDARD EQUIPMENT				
UNI. HOSE Ø36X3000MM W COUPLING EVA	46948			
HOSE Ø36X5000MM AS W COUPLING		302001682	302001682	302001682
CURVED HAND TUBE D36MM ST/CR	302000528	302000528		
EXTENSION TUBE D36 2X505MM ST/CR	302000529	302000529		
TOOL ADAPTER D27 QUICKSYSTEM		302000535	302000535	302000535
FLOOR NOZZLE D36X400MM W/D	302003666	302003666		
CREVICE NOZZLE D36X200	29541	29541		
Filterelement ATTIX	302000490	302000490		302000490
FILTER ELEMENT Ø211X140 H-CLASS			302000658	
MOTOR COOLING FILTER KIT			302003721	
EXHAUST AIR COLLECTOR			302003717	
ITEM NO.	302003411	107407545	107400412	107400411

ATTIX 33 – Single-phase wet & dry vacs



Superior and powerful dust extractor

- InfiniClean™ - Automatic filter cleaning system with minimized performance loss
- PTFE long-life filter with non-stick membrane and minimum 99,9% filtration efficiency
- Dust class L certification
- Unique dual filter solution available with HEPA filtration.
- 30 liter container with steel castors and robust bumper.
- MultiFit accessory system for the ultimate in task flexibility
- Flexible rubber straps, tool box storage and optional trolley handle for convenient storage and transport
- Optional motor cooling filter, exhaust air collector and Long-Life filter bag

The ATTIX 33 dust extractor series sets a new standard for design and feature level of the Nilfisk wet & dry vacuum portfolio. With innovative filtration system, improved performance and robust design, this range represents a superior solution for professional customers looking for a safe and reliable machine. ATTIX 33 comes with more suction power, sealed dust system, automatic filter cleaning and several other user benefits - designed to meet the tough requirements in building & constructions and other industries.



TECHNICAL DATA	ATTIX 33-01 IC	ATTIX 33-2L IC	ATTIX 33-2L IC MOBILE
Airflow rate (l/min.)	4500	4500	4500
Vacuum (mbar/kPa)	250/25	250/25	250/25
Power Pmax (W)	1400	1400	1400
Power Pic (W)	1200	1200	1200
Working sound level (dB(A))	60	60	60
Container volume (l-max)	30	30	30
Mains connection (V~/Hz/A)	230/1/50-60/16	230/1/50-60/16	230/1/50-60/16
Length x width x height (mm)	565x385x520	565x385x520	565x385x565
Weight (kg)	14.5	14.5	16
El cable (m)	7.5	7.5	7.5
Main filter type	PTFE	PTFE	PTFE
Filter cleaning system	InfiniClean	InfiniClean	InfiniClean
FEATURES			
Softstart	•	•	•
Anti-static system	•	•	•
Automatic on/off - electric tools		•	•
L-class hazardous dust approval		•	•
Disposal bag 1 pcs	•	•	•
Fleece filter bag 1 pcs.			•
Tool box storage system			•
STANDARD EQUIPMENT			
UNIV HOSE WITH HAND TUBE D32X3500 CPL.	107409976	107409976	
CURVED HAND TUBE Ø36MM SS			46691
EXTENSION TUBE Ø36 2X505MM SS		107408074	
EXTENSION TUBE D36 2X505MM ST/CR	302000529		
TOOL ADAPTER D27 QUICKSYSTEM			302000535
TOOL ADAPTER WITH SUCTION REGULATION D32		107409977	
EXTENSION TUBE D36 3X350 MM SS			107416995
FLOOR NOZZLE Ø36X300MM	302002331	302002331	302002331
UNIVERSAL NOZZLE D36X115			14295
SUCTION BRUSH D36 BLACK			302002509
CREVICE NOZZLE D36X200	29541	29541	29541
HOSE Ø32X4000MM AS RED			107413543
FLAT FILTER PTFE M-CLASS 1 PCS	107413540	107413540	107413540
ADAPTER PLATE KIT			107413551
FLEXIBLE STRAP SET 2 PCS		107413553	
TROLLEY HANDLE KIT			107413552
ITEM NO.	107412101	107412103	107412104

ATTIX 44 – Single-phase wet & dry vacs



Superior and large capacity dust extractor

- InfiniClean™ - Automatic filter cleaning system with minimized performance loss
- PTFE long-life filter with non-stick membrane and minimum 99.9% filtration efficiency
- Dust class L certification
- Unique dual filter solution available with HEPA filtration.
- 42 liter container with steel castors and robust bumper.
- MultiFit accessory system for the ultimate in task flexibility
- Flexible rubber straps, tool box storage and optional trolley handle for convenient storage and transport
- Optional motor cooling filter, exhaust air collector and Long-Life filter bag

The ATTIX 44 dust extractor series sets a new standard for design and feature level of the Nilfisk wet & dry vacuum portfolio. With innovative filtration system, improved performance and robust design, this range represents a superior solution for professional customers looking for a safe and reliable machine with large capacity. ATTIX 44 comes with more suction power, sealed dust system, automatic filter cleaning and several other user benefits - designed to meet the tough requirements in building & constructions and other industries when picking up bigger amounts of dust.



TECHNICAL DATA	ATTIX 44-2L IC	ATTIX 44-2L IC MOBILE
Airflow rate (l/min.)	4500	4500
Vacuum (mbar/kPa)	250/25	250/25
Power Pmax (W)	1400	1400
Power Pic (W)	1200	1200
Working sound level (dB(A))	60	60
Container volume (l-max)	42	42
Mains connection (V/~/Hz/A)	230/1/50-60/16	230/1/50-60/16
Length x width x height (mm)	565x385x605	565x385x650
Weight (kg)	16	17.5
El cable (m)	7.5	7.5
Main filter type	PTFE	PTFE
Filter cleaning system	InfiniClean	InfiniClean
FEATURES		
Softstart	•	•
Anti-static system	•	•
Automatic on/off - electric tools	•	•
L-class hazardous dust approval	•	•
Disposal bag 1 pcs	•	•
Fleece filter bag 1 pcs.		•
Tool box storage system		•
STANDARD EQUIPMENT		
UNIV HOSE WITH HAND TUBE D32X3500 CPL.	107409976	
CURVED HAND TUBE Ø36MM SS		46691
EXTENSION TUBE Ø36 2X505MM SS	107408074	
TOOL ADAPTER D27 QUICKSYSTEM		302000535
TOOL ADAPTER WITH SUCTION REGULATION D32	107409977	
EXTENSION TUBE D36 3X350 MM SS		107416995
FLOOR NOZZLE D36X400MM W/D	302003666	302003666
UNIVERSAL NOZZLE D36X115		14295
SUCTION BRUSH D36 BLACK		302002509
CREVICE NOZZLE D36X200	29541	29541
HOSE Ø32X4000MM AS RED		107413543
FLAT FILTER PTFE M-CLASS 1 PCS	107413540	107413540
ADAPTER PLATE KIT		107413551
FLEXIBLE STRAP SET 2 PCS	107413553	
TROLLEY HANDLE KIT		107413552
ITEM NO.	107412106	107412107

ATTIX 7 – Single-phase wet & dry vacs



Unheard performance in a big capacity wet & dry vacuum cleaner

- High quality stainless steel container with tilt and lift-off option
- Low working sound level - SilentPower - high performance that is seen, but not heard
- MultiFit accessory system for the ultimate in task flexibility
- Washable PET fleece filter with minimum 99.9% filtration efficiency
- Accessory storage and tool deposit
- AntiStatic system and Softstart

ATTIX 7 is perfect for users who need a big capacity and highly efficient vacuum cleaner with a robust steel chassis. This model has a high suction power with a low noise level. ATTIX 7 is a genuine solution for professional use within wet and dry applications.



TECHNICAL DATA	ATTIX 751-11	ATTIX 751-21	ATTIX 761-21 XC	ATTIX 791-21 EC
Airflow rate (l/min.)	3600	3600	3600	3800
Vacuum (mbar/kPa)	230/23	230/23	230/23	250/25
Power Pmax (W)	1500	1500	1500	1500
Power Piec (W)	1200	1200	1200	1200
Working sound level (dB(A))	57	57	57	59
Container volume (l-max)	70	70	70	70
Mains connection (V~/Hz/A)	230/1/50-60/16	230/1/50-60/16	230/1/50-60/16	230/1/50-60/16
Length x width x height (mm)	605x580x970	605x580x970	605x580x970	605x580x970
Weight (kg)	25	25	27	25
El cable (m)	7.5	7.5	7.5	7.5
Main filter type	PET	PET	PET Nano	PET
Filter cleaning system			XtremeClean	
FEATURES				
Filter bag	•	•	•	•
Tilting container	•	•	•	•
Motor speed control		•	•	•
Automatic On/Off-elec. tools		•	•	•
Brushless longlife 1-ph. motor				•
Extra socket for tool	•	•	•	•
Disposal bag 1 pcs			•	
STANDARD EQUIPMENT				
UNI. HOSE Ø36X4000MM EVA	25537			
CURVED HAND TUBE Ø36MM SS	46691			
DIA. TUBE NOZZLE Ø36x190 MM GREY RUBBER	5067			
HOSE D27X3500 AS WITH TOOL ADAPTER		107406091	107406091	107406091
TOOL ADAPTER D27/36-24 AS		107404520	107404520	107404520
Filterelement ATTIX	302000490	302000490		302000490
FILTER ELEMENT D275X187 PET NANO M-CLASS			107400562	
ITEM NO.	302001523	302001525	302001533	302001536

ATTIX 7 LIQUID VACUUM – Single-phase wet & dry vacs



Big capacity with disposal pump for demanding wet applications

- Built-in disposal pump for continuously and automatic liquid discharge
- Double filter sieve system in stainless steel
- IP68 plug connection
- High quality stainless steel container with tilt and lift-off option
- Low working sound level - SilentPower - high performance that is seen, but not heard
- MultiFit accessory system for the ultimate in task flexibility
- AntiStatic system and Softstart

ATTIX 7 LIQUID VACUUM is specially designed for demanding wet applications like flood pickup, road spills and clean up after fires. Build for users who need easy liquid discharge, high suction power and robust construction combined with high mobility.



TECHNICAL DATA	ATTIX 751-61 LIQUID VAC	ATTIX 751-71 MWF
Airflow rate (l/min.)	3600	3600
Vacuum (mbar/kPa)	230/23	230/23
Power Pmax (W)	1500	1500
Power Pic (W)	1200	1200
Working sound level (dB(A))	57	57
Container volume (l-max)	70	70
Mains connection (V~/Hz/A)	230/1/50-60/16	230/1/50-60/16
Length x width x height (mm)	605x580x970	510x480x875
Weight (kg)	33	31
El cable (m)	7.5	10
Main filter type	Wet filter sieve	Wet filter sieve
FEATURES		
Cable holder	•	•
Softstart	•	•
Tilting container	•	•
Motor speed control	•	•
Robust steel chassis	•	•
300 l/m auto. discharge pump	•	•
Ground fault circuit breaker (PRCD)		•
STANDARD EQUIPMENT		
SUCTION HOSE Ø36X3500 HEAT/OIL-RESISTANT		302001677
CURVED HAND TUBE Ø36MM SS		46691
EXTENSION TUBE Ø36 2X505MM SS		107408074
NOZZLE ALU. 450XØ36MM WET		15349
CREVICE NOZZLE Ø36X300 PP		6084
WET FILTER SIEVE Ø143X140MM SS	15475	15475
BOX FOR SUCTION HOSE ATTIX 7		302001554
ITEM NO.	302001529	107412020

ATTIX 961-01 – Single-phase wet & dry vacs



Two-motor driven industrial Wet&Dry vacuum cleaners for the toughest applications

- Dual-motor industrial performance
- High quality stainless steel container with tilt and lift-off option
- Washable PET fleece filter with minimum 99.9% filtration efficiency
- MultiFit accessory system for the ultimate in task flexibility
- Accessory storage and tool deposit

The big capacity of 70 liter and stainless steel container keeps emptying to a minimum and ensures longer working time. High suction power and low sound enables ATTIX 961 to be used in a wide variety of conditions.



TECHNICAL DATA	ATTIX 961-01
Airflow rate (l/min.)	2 x 3600
Vacuum (mbar/kPa)	250/25
Power Pmax (W)	2 x 1500
Power Pic (W)	2 x 1200
Working sound level (dB(A))	67
Container volume (l-max)	70
Mains connection (V~/Hz/A)	230/1/50-60/16
Length x width x height (mm)	580x600x970
Weight (kg)	30
El cable (m)	10
Main filter type	PET Nano
Filter cleaning system	Push&Clean
FEATURES	
Softstart	•
Tilting container	•
Anti-static system	•
Robust steel chassis	•
Fleece filter bag 1 pcs	•
STANDARD EQUIPMENT	
UNI. SUCTION HOSE Ø38X4000MM EVA	302002796
CURVED HAND TUBE D38 MM SS	302002889
EXTENSION TUBES R38 2X500 KIT	107402474
FLOOR NOZZLE D38x400 WET AND DRY	302002798
CREVICE NOZZLE Ø38x300 MM PP	302002890
FILTER ELEMENT D275X187 PET NANO M-CLASS	107400562
ITEM NO.	302002900

ATTIX 965-21 SD XC – Single-phase wet & dry vacs



Two-motor performance for heavy-duty cleaning

- Dual-motor industrial performance
- High quality stainless steel container with steel chassis
- Washable PET fleece filter with minimum 99.9% filtration efficiency
- MultiFit accessory system for the ultimate in task flexibility
- Accessory storage and tool deposit

The big capacity stainless steel container of the ATTIX 965-21 SD keeps emptying to a minimum and ensures longer working time. The practical SitDown container system makes emptying convenient for fast and productive cleaning.



TECHNICAL DATA	ATTIX 965-21 SD XC
Airflow rate (l/min.)	2 x 3600
Vacuum (mbar/kPa)	250/25
Power Pmax (W)	2 x 1500
Power Piec (W)	2 x 1200
Working sound level (dB(A))	67
Container volume (l-max)	50
Mains connection (V~/Hz/A)	230/1/50-60/16
Length x width x height (mm)	615x690x990
Weight (kg)	45
El cable (m)	10
Main filter type	PET Nano
Filter cleaning system	XtremeClean
FEATURES	
Softstart	•
Anti-static system	•
Motor speed control	•
Robust steel chassis	•
Automatic On/Off-elec. tools	•
Release container system	•
Disposal bag 1 pcs	•
STANDARD EQUIPMENT	
FILTER ELEMENT D275X187 PET NANO M-CLASS	107400562
ITEM NO.	302002902

ATTIX 115 & 125 – Single-phase wet & dry vacs



Superior suction power in a strong and flexible three-motor vacuum

- Three-motor industrial performance
- Comfortable grip and robust steel chassis for durability and easy mobility
- MultiFit adapter included for high flexibility in accessory choice
- Storage of accessories

ATTIX 115 & 125 are powered by 3x1000 Watt independent "by-pass" motors and offer 100 litres containers. The two models have an integrated durable polyester star-filter with big surface area, and the manual filter shaker on the top of the machine is easy-to-use and ensures a high efficiency of the filter.



TECHNICAL DATA	ATTIX 115-01	ATTIX 125-01
Airflow rate (l/min.)	8100	8100
Vacuum (mbar/kPa)	230/23	230/23
Power Piec (W)	3 x 1000	3 x 1000
Working sound level (dB(A))	71	71
Container volume (l-max)	100	100
Mains connection (V~/Hz/A)	230/1/50-60/16	230/1/50-60/16
Length x width x height (mm)	800x600x1555	800x600x1555
Weight (kg)	68	73
El cable (m)	9	9
Main filter type	PET Starfilter	PET Starfilter
Filter cleaning system	Manual filter shaker	Manual filter shaker
FEATURES		
Anti-static system	•	•
Release container system	•	•
Chassis on wheels with brakes	•	•
Independent motor/switches	•	•
L class filter	•	
M class filter		•
STANDARD EQUIPMENT		
ADAPTOR D70 CFM – D60 MULTIFIT	4072200392	4072200392
KIT STAR FILTER D460 L CLASS	40000338	
18 POCKET STAR FILTER KIT M CLASS		40000699
SMALL BASKET OBJECT KIT WITH NUTS BOLTS		40000892
REMOVABLE CYCLONE D460 FE COMPLETE BIG	Z5 60109	
ITEM NO.	4010500044	4010500045

ATTIX 155 – Three-phase wet & dry vacs



Ideal for heavy industrial vacuum cleaning

- Powerful and reliable double side channel blower - needing no maintenance
- Comfortable grip and robust steel chassis for durability and easy mobility
- MultiFit adapter included for high flexibility in accessory choice
- Storage of accessories

Thanks to its high performances, ATTIX 155 is the ideal industrial three phase vacuum cleaner for the general cleaning in all kind of industry, especially when large quantity of dust have to be collected. The 100 liters steel container is ideal for collecting big amount of solid (e.g. metal chips) or liquids (e.g. oil and lubricants). The practical SitDown container system makes emptying convenient for fast and productive cleaning.



TECHNICAL DATA	ATTIX 155-01
Airflow rate (l/min.)	8600
Vacuum (mbar/kPa)	300/30
Power Piec (W)	4000
Working sound level (dB(A))	72
Container volume (l-max)	100
Mains connection (V~/Hz/A)	400/3/50/16
Length x width x height (mm)	1130x600x1530
Weight (kg)	139
El cable (m)	9
Main filter type	PET Starfilter
Filter cleaning system	Manual filter shaker
FEATURES	
Anti-static system	•
Manometer	•
Release container system	•
Three phase side channel blower	•
Chassis on wheels with brakes	•
L class filter	•
Plug with phase inverter	•
STANDARD EQUIPMENT	
ADAPTOR D70 CFM – D60 MULTIFIT	4072200392
KIT STAR FILTER D460 L CLASS	40000338
ITEM NO.	4030800366

SELF-SERVICE (SB) VACUUMS – Single-phase dry vacs



Make a good profit with our made-to-measure solution

- Single or dual operation
- High performance and easy to use
- Washable cloth filter with high filtration
- Available in oil company colours and special coin or card reader versions

These coin-operated Self-Service vacuum cleaners fulfil all special requirements for filling stations and are built for outdoor use in all kinds of weather. Available with either single or twin motor operation and a simple cloth filter system for quick and easy maintenance.



TECHNICAL DATA	SB STATION	SB TANDEM
Airflow rate (l/min.)	4000	2 x 4000
Vacuum (mbar/kPa)	235/23.5	2 x 235/23.5
Power Pmax (W)	1700	2 x 1700
Power Pic (W)	1400	2 x 1400
Working sound level (dB(A))	75	75
Container volume (l-max)	30	2 x 30
Mains connection (V~/Hz/A)	230/1/50-60/16	230/1/50-60/16
Length x width x height (mm)	822x546x2034	1183x546x2034
Weight (kg)	90	115
Main filter type	Needle felt	Needle felt
FEATURES		
Softstart	•	•
2 suction hoses		•
Robust steel chassis	•	•
Simple cloth filter system	•	•
Automatic hose retraction	•	•
Dual motor		•
STANDARD EQUIPMENT		
UNI. HOSE Ø50X5000MM SB VAC	64084	64084
CREVICE NOZZLE Ø50X370 PE	7102	7102
SPEC CLOTH FILTER Ø375X350 NEEDLE FELT	17069	17069
COINER EURO/TOKEN 12VDC	302000305	302000305
ITEM NO.	65481	65482



Respiratory and skin diseases result in very high human costs

The handling of hazardous dust is a complex matter that demands innovative product development and competent engineering. As a specialist, Nilfisk offers proven, state-of-the-art solutions in every Hazard Class involving the demanding task of picking up health endangering dusts.

Working with hazardous dust demands the highest level of safety to ensure maximum health protection. Nilfisk offers Health and Safety vacuum cleaners for hazardous dust classes – **L** (light), **M** (medium), **H** (high), and asbestos, and for explosive dusts classified as ATEX Type 22. All our solutions meet the new pan-European standards and bear all the necessary statutory test symbols. The entire range is designed for professionals who also demand low noise operation, ergonomics, long-life and reliable performance.

SINCE 1997– EN 60335-2-69, IEC 60335-2-69		Hazard Types	disposal
Dust classe / Zone	Max. permeability		
L	1%	Removes 99% of: <ul style="list-style-type: none"> • Dusts with OEL values > 1mg/m³ 	-
M	0.1%	Removes 99.9% of: <ul style="list-style-type: none"> • Dusts with OEL values > 0.1mg/m³ • Wood dust 	Low dust
H	0.005%	Removes 99.995% of: <ul style="list-style-type: none"> • Dusts with OEL values • Carcinogenic dusts • Dusts with germs or bacteria 	Dust free
Asbestos requirement	as H	<ul style="list-style-type: none"> • Asbestos dust 	
Explosive dusts (ATEX Zone 22)	Type 22 - As Dust Class L, M or H, with additional requirements	<ul style="list-style-type: none"> • Dusts of dust explosion classes St1, St2 and St3 in ATEX Zone 22 (previously zone 11) 	Basic machine for ATEX Zone 22 with test M or H



These vacuum cleaners permit picking up dusts from dust class L. These include dusts with OEL values > 1 mg/m³.



These vacuum cleaners permit picking up dusts from dust classes L and M. These include all healthendangering, non-carcinogenic dusts with OEL values > 0.1 mg/m³ and hardwood dusts.



These vacuum cleaners permit picking up dusts from dust classes L, M and H. These include all healthendangering dusts with OEL values, all carcinogenic dusts and dusts contaminated with germs and bacteria.



Asbestos is a group of naturally-occurring inorganic crystalline silicates which are found in the form of fibres. When subjected to mechanical loads these fibres can split, producing ever thinner fibres, which can consequently be deposited in the lungs. Asbestos is not used anymore, but a lot of materials and buildings that contain asbestos have to be renovated. Asbestos dusts are only permitted to be picked up with vacuum cleaners conforming to dust class H.



These vacuum cleaners are approved to pick up explosive/flammable dust in ATEX Zone 22 as well as dust from dust classes L, M or H. Furthermore these vacuum cleaners are approved to be used as dust extractors.

ATEX ZONE 22 - Beware of explosive dust



With regard to Health and Safety vacuum cleaners, diseases are not the only danger. It is well-known that cotton or paper can burn, but also other materials such as flour or even metals can ignite. The presence of oxygen and an ignition source with sufficient energy and a flammable substance (gas, liquid or solid) are factors which can provoke an explosion. The finer the dust, the higher the risk of explosion!



With the ATEX directive 94/9/EC that came into force in July 2003, the removal and separation of explosive materials has become an international regulation. Many types of dust which are potentially explosive are classified as an ATEX (ATmosphere EXplosive) application and equipment must meet additional and very special requirements.

Nilfisk offers a range of safety vacuum cleaners to pick up explosive dust and separate it from the surrounding air. If dusts are to be vacuumed which are both explosive and hazardous, the vacuum must meet the requirements for both explosive and hazardous dust applications.

Additional test certificates and third party approvals

ATEX Directive 94/9/EC puts the burden on the manufacturer to ensure that products supplied for use in explosive atmospheres are ATEX compliant. This means that for a Health and Safety vacuum designed for use in an explosive atmosphere, the machine must be ATEX compliant with reference to the particular working environment. All Nilfisk TYPE 22 vacuum cleaners are ATEX compliant in ZONE 22, and this range of vacuum cleaners has passed a wide range of technical test requirements and third party approvals.

In addition to the normal requirements for a certified Health and Safety vacuum cleaner, some of the requirements to be met are listed below:

- Electric working materials must correspond to the regulations of the VDE 0165 "Setup of electrical equipment in explosive areas", for example EC system drives (free from sources of ignition).
- The machine must correspond to protection class IP 54 at least.
- Working materials must be marked with the occurring surface temperatures during constant use when these temperatures exceed 80°C. In addition, surface temperature must not exceed 135°C.
- Electric motors must be protected against short circuit, overheating due to overload or phase dropout.
- Air flow out of the vacuum must be directed in such a way that settled dust cannot be whirled up – exhaust speed max. 1 m/s at 50 mm above the floor.
- Conductive machine parts (including attachments such as the suction hose and hand tube) must be electrostatically earthed.
- Special coupling is to be used which secures the earthing and makes confusion with non-conductive attachment parts impossible
- Earthing resistance must not be higher than 1 MQ.
- Container casing must be made of very non-flammable material.
- Vacuums should be clearly marked with a warning label stating "approved for use with flammable dusts in ZONE 22".
- The vacuum should also be marked with L-, M- or H-Class, depending on which requirements apply.

Nilfisk single-phase TYPE 22 vacuum cleaners for ATEX ZONE 22 are tested and certified with the following classification:

 II 3D Ex tD A22 T 135 °C IP54

ATTIX 33 M-H – Singlephase for hazardous dusts



Powerful and safe dust extractor for hazardous dust

- InfiniClean™ - Automatic filter cleaning system with minimized performance loss
- PTFE long-life filter with non-stick membrane and minimum 99.9% filtration efficiency
- Push&Clean™ - Semi-automatic filter cleaning system on selected models.
- Dust class M and H certification including Asbestos
- Unique dual filter solution available for H-class/HEPA - including 3-stage filtration
- Flow sensor with combined acoustic and LED warning
- 30 liter container with steel castors and robust bumper.
- MultiFit accessory system for the ultimate in task flexibility
- Flexible rubber straps, tool box storage and optional trolley handle for convenient storage and transport
- Optional motor cooling filter, exhaust air collector and Long-Life filter bag

The ATTIX 33 M/H dust extractor series sets a standard for design and feature level of the Nilfisk wet & dry vacuum portfolio. With innovative filtration system, improved performance, robust design and dust class M/H certification, this range represents a superior solution for professional customers looking for a reliable machine to protect workers health and safety. ATTIX 33 M/H comes with more suction power, sealed dust system, automatic filter cleaning and several other user benefits - designed to meet the tough requirements in building & constructions and other industries when picking up hazardous dust.



TECHNICAL DATA	ATTIX 33-2H IC	ATTIX 33-2H PC	ATTIX 33-2M IC	ATTIX 33-2M PC
Airflow rate (l/min.)	4500	4500	4500	4500
Vacuum (mbar/kPa)	250/25	250/25	250/25	250/25
Power Pmax (W)	1400	1400	1400	1400
Power Piec (W)	1200	1200	1200	1200
Working sound level (dB(A))	60	60	60	60
Container volume (l-max)	30	30	30	30
Mains connection (V~/Hz/A)	230/1/50-60/16	230/1/50-60/16	230/1/50-60/16	230/1/50-60/16
Length x width x height (mm)	565x385x520	565x385x520	565x385x520	565x385x520
Weight (kg)	14.5	14.5	14.5	14.5
El cable (m)	7.5	7.5	7.5	7.5
Main filter type	PTFE/Cellulose H-class	PTFE/Cellulose H-class	PTFE M-class	PTFE M-class
Filter cleaning system	InfiniClean	Push&Clean	InfiniClean	Push&Clean
FEATURES				
Softstart	•	•	•	•
Dual filter system	•	•		
Anti-static system	•	•	•	•
Automatic On/Off-elec. tools	•	•	•	•
Disposal bag 1 pcs			•	
Fleece filter bag 1 pcs			•	•
Safety filter bag 1 pcs	•	•		
STANDARD EQUIPMENT				
HOSE Ø36X4000 MM AS RED	107413544	107413544		
CURVED HAND TUBE Ø36MM SS	46691	46691	46691	46691
EXTENSION TUBE Ø36 2X505MM SS	107408074	107408074	107408074	107408074
TOOL ADAPTER D27 QUICKSYSTEM	302000535	302000535	302000535	302000535
FLOOR NOZZLE Ø36X300MM	302002331	302002331		302002331
FLOOR NOZZLE Ø36X360MM WET/DRY			60356	
CREVICE NOZZLE D36X200	29541	29541	29541	29541
HOSE Ø32X4000MM AS RED			107413543	107413543
FILTER ELEMENT Ø140X75 H-CLASS/HEPA	107413555	107413555		
FLAT FILTER PTFE M-CLASS 1 PCS	107413540	107413540	107413540	107413540
FLEXIBLE STRAP SET 2 PCS	107413553	107413553	107413553	107413553
ITEM NO.	107412184	107412183	107412180	107412179

ATTIX 44 M-H – Singlephase for hazardous dusts



Powerful and large capacity dust extractor for hazardous dust

- InfiniClean™ - Automatic filter cleaning system with minimized performance loss
- PTFE long-life filter with non-stick membrane and minimum 99.9% filtration efficiency
- Push&Clean™ - Semi-automatic filter cleaning system on selected models.
- Dust class M and H certification including Asbestos
- Unique dual filter solution available for H-class/HEPA - including 3-stage filtration
- Flow sensor with combined acoustic and LED warning
- 42 liter container with steel castors and robust bumper.
- MultiFit accessory system for the ultimate in task flexibility
- Flexible rubber straps, tool box storage and optional trolley handle for convenient storage and transport
- Optional motor cooling filter, exhaust air collector and Long-Life filter bag

The ATTIX 44 M/H dust extractor series sets a standard for design and feature level of the Nilfisk wet & dry vacuum portfolio. With innovative filtration system, improved performance, robust design and dust class M/H certification, this range represents a superior solution for professional customers looking for a reliable machine with large capacity to protect workers health and safety. ATTIX 44 M/H comes with more suction power, sealed dust system, automatic filter cleaning and several other user benefits - designed to meet the tough requirements in building & constructions and other industries when picking up bigger amounts of hazardous dust.



TECHNICAL DATA	ATTIX 44-2H IC	ATTIX 44-2M IC
Airflow rate (l/min.)	4500	4500
Vacuum (mbar/kPa)	250/25	250/25
Power Pmax (W)	1400	1400
Power Piec (W)	1200	1200
Working sound level (dB(A))	60	60
Container volume (l-max)	42	42
Mains connection (V/~ /Hz/A)	230/1/50-60/16	230/1/50-60/16
Length x width x height (mm)	565x385x605	565x385x605
Weight (kg)	16	16
El cable (m)	7.5	7.5
Main filter type	PTFE/Cellulose H-class	PTPE M-class
Filter cleaning system	InfiniClean	InfiniClean
FEATURES		
Softstart	•	•
Dual filter system	•	•
Anti-static system	•	•
Automatic On/Off-elec. tools	•	•
Disposal bag 1 pcs		•
Fleece filter bag 1 pcs		•
Safety filter bag 1 pcs	•	
STANDARD EQUIPMENT		
HOSE Ø36X4000 MM AS RED	107413544	
CURVED HAND TUBE Ø36MM SS	46691	46691
EXTENSION TUBE Ø36 2X505MM SS	107408074	107408074
TOOL ADAPTER D27 QUICKSYSTEM	302000535	302000535
FLOOR NOZZLE Ø36X360MM WET/DRY		60356
FLOOR NOZZLE D36X400MM W/D	302003666	
CREVICE NOZZLE D36X200	29541	29541
HOSE Ø32X4000MM AS RED		107413543
FILTER ELEMENT Ø140X75 H-CLASS/HEPA	107413555	
FLAT FILTER PTFE M-CLASS 1 PCS	107413540	107413540
FLEXIBLE STRAP SET 2 PCS	107413553	107413553
ITEM NO.	107412186	107412182

ATTIX 7 – M-CLASS – Industrial health/safety wet & dry vacs



For the professionals that demand low noise, ergonomics, long-life and reliable performance


- Approved for work with M-Class hazardous dust
- Low working sound level - SilentPower - high performance that is seen, but not heard
- MultiFit accessory system for the ultimate in task flexibility
- Washable PET fleece filter with Minimum 99.9% filtration efficiency
- Accessory storage and tool deposit

If working in applications with M-Class hazardous dust, our series of M-class certified vacuum cleaners are the perfect solution. Choose from different container sizes and other features which enhance your working efficiency like filter cleaning system, automatic start/stop for power tools and AntiStatic hose system. The build-in FlowSensor and acoustic warning signal monitors air speed in the suction hose to make sure that it does go below the minimum 20 m/s. A safe and easy-to-use solution for demanding applications.



TECHNICAL DATA	ATTIX 761-2M XC
Airflow rate (l/min.)	3600
Vacuum (mbar/kPa)	230/23
Power Pmax (W)	1500
Power Pic (W)	1200
Working sound level (dB(A))	57
Container volume (l-max)	70
Mains connection (V~/Hz/A)	230/1/50-60/16
Length x width x height (mm)	605x580x970
Weight (kg)	27
El cable (m)	7.5
Main filter type	PET Nano M-class
Filter cleaning system	XtremeClean
FEATURES	
Softstart	•
Anti-static system	•
Motor speed control	•
Stainless steel container	•
Automatic On/Off-elec. tools	•
Disposal bag 1 pcs	•
Fleece filter bag 1 pcs	•
STANDARD EQUIPMENT	
SUCTION BRUSH D36 BLACK	302002509
HOSE D27X3500 AS WITH TOOL ADAPTER	107406091
TOOL ADAPTER D27/36-24 AS	107404520
FILTER ELEMENT D275X187 PET NANO M-CLASS	107400562
ITEM NO.	302001535

H-CLASS – Industrial health/safety wet & dry vacs



When you don't want to compromise your working safety

- Approved for work with H-Class hazardous dust and asbestos
- Certified H-Class filter with 99.995 - 99.999% filtration efficiency
- Low working sound level - SilentPower - high performance that is seen, but not heard
- MultiFit accessory system for the ultimate in task flexibility
- Accessory storage and tool deposit

If working in applications with H-Class hazardous dust or asbestos, safe dust handling is a key parameter. Our series of certified H-class vacuum cleaners offers a convenient and easy-to-use solution with features which enhance safe working.

Choose from different container sizes and features like safety filter bag system, automatic start/stop for power tools and AntiStatic hose system. The build-in FlowSensor and acoustic warning signal monitors air speed in the suction hose to make sure that it does go below the minimum 20 m/s. A safe and easy-to-use solution for demanding applications.



TECHNICAL DATA	ATTIX 30-0H	ATTIX 30-0H PC	ATTIX 50-0H PC	ATTIX 751-0H
Airflow rate (l/min.)	3200	3700	3700	3100
Vacuum (mbar/kPa)	230/23	250/25	250/25	230/23
Power Pmax (W)	1300	1500	1500	1200
Power Pic (W)	1000	1200	1200	1000
Working sound level (dB(A))	59	59	59	57
Container volume (l-max)	30	30	47	70
Mains connection (V~/Hz/A)	230/1/50-60/16	230/1/50-60/16	230/1/50-60/16	230/1/50-60/16
Length x width x height (mm)	450x380x595	450x380x595	450x380x750	605x580x970
Weight (kg)	10	10	11	25
El cable (m)	7.5	7.5	7.5	7.5
Main filter type	H-class	H-class	H-class	H-class
Filter cleaning system		Push&Clean	Push&Clean	
FEATURES				
Softstart	•	•	•	•
Airflow sensor	•	•	•	•
Anti-static system		•	•	•
Motor speed control				
Stainless steel container				•
Fleece filter bag 1 pcs	•			
Safety filter bag 1 pcs		•	•	•
STANDARD EQUIPMENT				
UNI. HOSE Ø36X3000MM W COUPLING EVA		46948	46948	46948
UNIV HOSE WITH HAND TUBE Ø32X3000	302000473			
CURVED HAND TUBE Ø36MM SS				46691
CURVED HAND TUBE D36MM ST/CR		302000528	302000528	
EXTEN TUBE D36 2X505MM ST/CR		302000529	302000529	
INDST.FL.NOZZ.36X400MM W/BRUS.		302003666	302003666	
BRUSH NOZZLE Ø36X230 PP/PA	6086			
CREVICE NOZZLE Ø36X300 PP	6084			
DIA. TUBE NOZZLE Ø36x190 MM GREY RUBBER		5067	5067	5067
FILTER ELEMENT Ø211X140 H-CLASS	302000658	302000658	302000658	302000658
ITEM NO.	107407546	107400405	107400407	302001519

ATTIX 965 H/M SD XC – Industrial health/safety wet & dry vacs



The most powerful vacuum for both M and H-Class hazardous dust

- Approved for both M- and H-Class hazardous dust.
- Dual motor industrial performance
- High quality stainless steel container with steel chassis
- MultiFit accessory system for the ultimate in task flexibility
- Big surface H-Class filter for high efficiency and low maintenance costs
- Accessory storage and tool deposit

The ATTIX 965 H/M is a powerful two-motor vacuum cleaner, which is approved to be used for both M- and H-Class. Featuring XtremeClean automatic filter cleaning and stainless steel SitDown container - the perfect disposal concept for industrial use and health endangerous and carcinogenic dust. The build-in FlowSensor and acoustic warning signal monitors air speed in the suction hose to make sure that it does go below the minimum 20 m/s. A safe and easy-to-use solution for demanding applications.



TECHNICAL DATA

ATTIX 965-0H/M SD XC

Airflow rate (l/min.)	2 x 3600
Vacuum (mbar/kPa)	250/25
Power Pmax (W)	2 x 1500
Power Pic (W)	2 x 1200
Working sound level (dB(A))	67
Container volume (l-max)	50
Mains connection (V~/Hz/A)	230/1/50/16
Length x width x height (mm)	615x690x990
Weight (kg)	45
El cable (m)	10
Main filter type	H-class
Filter cleaning system	XtremeClean
FEATURES	
Softstart	•
Anti-static system	•
Release container system	•
Disposal bag 1 pcs	•
Safety filter bag 1 pcs	•
STANDARD EQUIPMENT	
FILTER ELEMENT D275X187 H-CLASS	107400564
ITEM NO.	302002903



Accessory sets for Vacuum cleaners



ANIMAL CARE SET Ø27MM 4-PCS

4-piece, 27 mm dia. connection

3.5 m suction hose, universal, Ø27

Spiked currycomb, plastic, for long hair

Currycomb, plastic, for long hair

Brush currycomb, plastic, for short hair



HOSE SET Ø36MM 3 PCS

3-piece, 36 mm dia. connection

4 m suction hose, universal, Ø36

Curved hand tube, stainless steel

Adapter



CAR SET Ø36MM 3 PCS

3-piece, 36 mm dia. connection

Crevice nozzle, plastic, 300 mm

Universal nozzle, plastic, 115 mm

Diagonal tube nozzle, rubber



HOME & OFFICE SET Ø36MM 5-PCS

5-piece, 36 mm dia. connection

2 x 500 mm extension tubes, aluminium

Universal nozzle, plastic, 115 mm

Combination nozzle

Brush nozzle, plastic, 230 mm

Radiator brush nozzle, plastic



TRADE AND IND. SET Ø36MM 5-PCS

5-piece, 36 mm dia. connection

2 x 500 mm extension tubes, aluminium

Crevice nozzle, plastic, 300 mm

Large capacity floor nozzle with brush strips, 450 mm

Replacement rubber lips, for wet vacuuming

Flat rubber nozzle, oil and heat-resistant, 100 mm



WORKSHOP SET Ø36MM 6-PCS

6-piece, 36 mm dia. connection

4 m suction hose, universal, Ø36

Curved hand tube, stainless steel

2 x 500 mm extension tubes, stainless steel

Professional floor nozzle, 360 mm

Crevice nozzle, plastic, 300 mm

Diagonal tube nozzle, rubber



	SALTIX 10	MAXXI II 35 WD	MAXXI II 55-1 WD	MAXXI II 55-2 WD	MAXXI II 75-1 WD	MAXXI II 75-2 WD	AERO 21-01 PC	AERO 21-01 PC INOX	AERO 21-21 PC	AERO 21-21 PC INOX	AERO 26-01 PC X	AERO 26-21 PC	AERO 26-21 PC	AERO 31-21 PC INOX	ATTIX 30-01	ATTIX 30-01 PC	ATTIX 30-11 PC	ATTIX 30-21 PC	ATTIX 40-01 PC INOX	ATTIX 40-21 PC INOX	ATTIX 50-01 PC	ATTIX 50-21 PC	ATTIX 50-21 PC CLEAN ROOM	ATTIX 50-21 PC EC
ANIMAL CARE SET Ø27MM 4-PCS																								
4-piece, 27 mm dia. connection		o	o	o	o	o	o	o	o	o	o	o	o	o	o	o	o	o	o	o	o	o	o	o
3.5 m suction hose, universal, Ø27																								
Spiked currycomb, plastic, for long hair																								
Currycomb, plastic, for long hair																								
Brush currycomb, plastic, for short hair																								
HOSE SET Ø36MM 3 PCS																								
3-piece, 36 mm dia. connection		o	o	o	o	o	o	o	o	o	o	o	o	o	o	o	o	o	o	o	o	o	o	o
4 m suction hose, universal, Ø36																								
Curved hand tube, stainless steel																								
Adapter																								
CAR SET Ø36MM 3 PCS																								
3-piece, 36 mm dia. connection		o	o	o	o	o	o	o	o	o	o	o	o	o	o	o	o	o	o	o	o	o	o	o
Crevice nozzle, plastic, 300 mm																								
Universal nozzle, plastic, 115 mm																								
Diagonal tube nozzle, rubber																								
HOME & OFFICE SET Ø36MM 5-PCS																								
5-piece, 36 mm dia. connection		o	o	o	o	o	o	o	o	o	o	o	o	o	o	o	o	o	o	o	o	o	o	o
2 x 500 mm extension tubes, aluminium																								
Universal nozzle, plastic, 115 mm																								
Combination nozzle																								
Brush nozzle, plastic, 230 mm																								
Radiator brush nozzle, plastic																								
TRADE AND IND. SET Ø36MM 5-PCS																								
5-piece, 36 mm dia. connection		o	o	o	o	o	o	o	o	o	o	o	o	o	o	o	o	o	o	o	o	o	o	o
2 x 500 mm extension tubes, aluminium																								
Crevice nozzle, plastic, 300 mm																								
Large capacity floor nozzle with brush strips, 450 mm																								
Replacement rubber lips, for wet vacuuming																								
Flat rubber nozzle, oil and heat-resistant, 100 mm																								
WORKSHOP SET Ø36MM 6-PCS																								
6-piece, 36 mm dia. connection		o	o	o	o	o	o	o	o	o	o	o	o	o	o	o	o	o	o	o	o	o	o	o
4 m suction hose, universal, Ø36																								
Curved hand tube, stainless steel																								
2 x 500 mm extension tubes, stainless steel																								
Professional floor nozzle, 360 mm																								
Crevice nozzle, plastic, 300 mm																								
Diagonal tube nozzle, rubber																								

o Can be used. (Items included as standard can be seen on the machine pages)

Accessory sets for Vacuum cleaners

Accessory set	Item no.
ATTIX 33-01 IC	6095
ATTIX 33-2L IC	14289
ATTIX 33-2L IC MOBILE	6094
ATTIX 44-2L IC	6092
ATTIX 44-2L IC MOBILE	6093
ATTIX 751-11	
ATTIX 751-21	
ATTIX 761-21 XC	
ATTIX 791-21 EC	
ATTIX 751-61 LIQUID VAC	
ATTIX 751-71 WWF	
ATTIX 961-01	
ATTIX 965-21 SD XC	
ATTIX 115-01	
ATTIX 125-01	
ATTIX 145-01	
ATTIX 155-01	
SB STATION	
SB TANDEM	
ATTIX 33-2H IC	63210
ATTIX 33-2H PC	25537
ATTIX 33-2M IC	46691
ATTIX 33-2M PC	29457
ATTIX 44-2H IC	
ATTIX 44-2M IC	
ATTIX 761-2M XC	
ATTIX 30-OH	
ATTIX 30-OH PC	
ATTIX 50-OH PC	
ATTIX 751-0H	
ATTIX 965-0HMM SD XC	
	63211
	6084
	14295
	5067
	63212
	107400032
	14295
	8046
	6086
	5144
	63213
	107408074
	6084
	15348
	15352
	40456
	302000927
	25537
	46691
	107408074
	60356
	6084
	5067

Accessory sets for Vacuum cleaners



WORKSHOP KIT BASIC D36MM 4PCS

4-piece, 36 mm dia. connection



Curved hand tube, stainless steel

2 x 500 mm extension tubes, stainless steel

Professional floor nozzle, 400 mm

Crevice nozzle, plastic, 300 mm

WORKSHOP HOSE KIT AS SYSTEM 36 6 PCS

6 pcs.



Ø32x4000 mm AntiStatic Hose

3 x 350 mm Extension Tube, stainless steel

300 mm Floor Nozzle

Curved hand tube, stainless steel

Crevice Nozzle

Tool Adapter, AS

WORKSHOP HOSE KIT SYSTEM 36 5-PCS

5 pcs.



Ø32x3500 mm Universal Hose

2 x 500 mm Extension Tube, chrome steel

300 mm Floor Nozzle

Crevice Nozzle

Tool Adapter

WATER VACUUM SET Ø36MM 3-PCS

3-piece, 36 mm dia. connection



2 x 500 mm extension tubes, stainless steel

Special floor nozzle, plastic, 400 mm

Crevice nozzle, plastic, 300 mm

BOILER SET Ø 36MM 4-PCS

4-piece, 36 mm dia. connection



3 m suction hose, universal, Ø36

Hand tube, stainless steel

Universal nozzle, aluminium, 150 mm

Crevice nozzle, 920 mm, chrome-plated

INDUSTR. FLOOR SET Ø36MM 4-PCS

4-piece, 36 mm dia. connection



4 m suction hose, oil-resistant, Ø36

Curved hand tube, stainless steel

2 x 500 mm extension tubes, stainless steel

Large capacity floor nozzle with rubber lips, 450 mm

	SALTIX 10	MAXXI II 35 WD	MAXXI II 55-1 WD	MAXXI II 55-2 WD	MAXXI II 75-1 WD	MAXXI II 75-2 WD	AERO 21-01 PC	AERO 21-01 PC INOX	AERO 21-21 PC	AERO 21-21 PC INOX	AERO 26-01 PC X	AERO 26-21 PC	AERO 26-21 PC	AERO 31-21 PC INOX	ATTIX 30-01	ATTIX 30-01 PC	ATTIX 30-11 PC	ATTIX 30-21 PC	ATTIX 40-01 PC INOX	ATTIX 40-21 PC INOX	ATTIX 50-01 PC	ATTIX 50-21 PC	ATTIX 50-21 PC CLEAN ROOM	ATTIX 50-21 PC EC
WORKSHOP KIT BASIC D36MM 4PCS																								
4-piece, 36 mm dia. connection		o	o	o	o	o	o	o	o	o	o	o	o	o	o	o	o	o	o	o	o	o	o	o
Curved hand tube, stainless steel																								
2 x 500 mm extension tubes, stainless steel																								
Professional floor nozzle, 400 mm																								
Crevice nozzle, plastic, 300 mm																								
WORKSHOP HOSE KIT AS SYSTEM 36 6 PCS															o	o	o	o	o	o	o	o	o	o
6 pcs.																								
Ø32x4000 mm AntiStatic Hose																								
3 x 350 mm Extension Tube, stainless steel																								
300 mm Floor Nozzle																								
Curved hand tube, stainless steel																								
Crevice Nozzle																								
Tool Adapter, AS																								
WORKSHOP HOSE KIT SYSTEM 36 5-PCS		o	o	o	o	o	o	o	o	o	o	o	o	o	o	o	o	o	o	o	o	o	o	o
5 pcs.																								
Ø32x3500 mm Universal Hose																								
2 x 500 mm Extension Tube, chrome steel																								
300 mm Floor Nozzle																								
Crevice Nozzle																								
Tool Adapter																								
WATER VACUUM SET Ø36MM 3-PCS		o	o	o	o	o	o	o	o	o	o	o	o	o	o	o	o	o	o	o	o	o	o	o
3-piece, 36 mm dia. connection																								
2 x 500 mm extension tubes, stainless steel																								
Special floor nozzle, plastic, 400 mm																								
Crevice nozzle, plastic, 300 mm																								
BOILER SET Ø 36MM 4-PCS		o	o	o	o	o	o	o	o	o	o	o	o	o	o	o	o	o	o	o	o	o	o	o
4-piece, 36 mm dia. connection																								
3 m suction hose, universal, Ø36																								
Hand tube, stainless steel																								
Universal nozzle, aluminium, 150 mm																								
Crevice nozzle, 920 mm, chrome-plated																								
INDUSTR. FLOOR SET Ø36MM 4-PCS		o	o	o	o	o	o	o	o	o	o	o	o	o	o	o	o	o	o	o	o	o	o	o
4-piece, 36 mm dia. connection																								
4 m suction hose, oil-resistant, Ø36																								
Curved hand tube, stainless steel																								
2 x 500 mm extension tubes, stainless steel																								
Large capacity floor nozzle with rubber lips, 450 mm																								

o Can be used. (Items included as standard can be seen on the machine pages)

Accessory sets for Vacuum cleaners

Accessory set	Item no.
ATTIX 33-01 IC	107401367
ATTIX 33-2L IC	302000528
ATTIX 33-2L IC MOBILE	302000529
ATTIX 44-2L IC	302003666
ATTIX 44-2L IC MOBILE	6084
ATTIX 751-11	
ATTIX 751-21	
ATTIX 761-21 XC	
ATTIX 791-21 EC	
ATTIX 751-61 LIQUID VAC	
ATTIX 751-71 WWF	
ATTIX 961-01	
ATTIX 965-21 SD XC	
ATTIX 115-01	
ATTIX 125-01	
ATTIX 145-01	
ATTIX 155-01	
SB STATION	
SB TANDEM	
ATTIX 33-2H IC	107413546
ATTIX 33-2H PC	107413543
ATTIX 33-2M IC	107416995
ATTIX 33-2M PC	302002331
ATTIX 44-2H IC	46691
ATTIX 44-2M IC	29541
ATTIX 761-2M XC	302000535
ATTIX 30-OH	
ATTIX 30-OH PC	
ATTIX 50-OH PC	
ATTIX 751-0H	
ATTIX 965-0HMM SD XC	
	107413545
	107409976
	302000529
	107402706
	29541
	107409977
	7727
	107408074
	5149
	6084
	60430
	46948
	46691
	5145
	17836
	63214
	61779
	46691
	107408074
	15349

Accessory sets for Vacuum cleaners



OVEN CLEANING SET 3 PCS

3-piece, 38 mm dia. connection

4 m suction hose, heat resistant, Ø36

2.5 m anodised aluminium extension tube

Oven nozzle "XL", 400 mm



PIPE CLEANING SET Ø 38MM 4-PCS

4-piece, 38 mm dia. connection

4 m suction hose, universal, Ø38-Ø36

2.5 m extension tube, anodised aluminium

Pipe cleaning nozzles for 70-120 mm dia. pipes

Pipe cleaning nozzle for 120-220 mm dia. pipes



INDUSTRIAL SET 38

5-piece, 38 mm dia. connection

4 m suction hose, universal, Ø38

2 x 500 mm extension tubes, stainless steel

Curved hand tube, stainless steel

Industrial adjustable floor nozzle, 400 mm

Crevice nozzle, plastic, 300 mm



INDUSTR. FLOOR SET Ø50MM 6-PCS

6-piece, 50 mm dia. connection

4 m suction hose, universal, Ø50

Curved extension tube, anodised aluminium

Industrial adjustable floor nozzle, 500 mm

Replacement rubber lips

Crevice nozzle, special plastic, 350 mm

Coarse dirt nozzle, aluminium, 200 mm



STANDARD VAC SET Ø50MM 3-PCS

3-piece, 50 mm dia. connection

4 m suction hose, universal, Ø50

Diagonal tube nozzle, rubber, 250 mm

Crevice nozzle, special plastic, 350 mm



CHIP SET Ø50MM 2-PCS

2-piece, 50 mm dia. connection

4 m heat resistant suction hose, Ø50

Diagonal tube nozzle, rubber, 250 mm



	SALTIX 10	MAXXI II 35 WD	MAXXI II 55-1 WD	MAXXI II 55-2 WD	MAXXI II 75-1 WD	MAXXI II 75-2 WD	AERO 21-01 PC	AERO 21-01 PC INOX	AERO 21-21 PC	AERO 21-21 PC INOX	AERO 26-01 PC X	AERO 26-21 PC	AERO 26-21 PC	AERO 31-21 PC INOX	ATTIX 30-01	ATTIX 30-01 PC	ATTIX 30-11 PC	ATTIX 30-21 PC	ATTIX 40-01 PC INOX	ATTIX 40-21 PC INOX	ATTIX 50-01 PC	ATTIX 50-21 PC	ATTIX 50-21 PC CLEAN ROOM	ATTIX 50-21 PC EC
OVEN CLEANING SET 3 PCS																								
3-piece, 38 mm dia. connection		o	o	o	o	o									o	o	o	o	o	o	o	o	o	o
4 m suction hose, heat resistant, Ø36																								
2.5 m anodised aluminium extension tube																								
Oven nozzle "XL", 400 mm																								
PIPE CLEANING SET Ø 38MM 4-PCS																								
4-piece, 38 mm dia. connection		o	o	o	o	o									o	o	o	o	o	o	o	o	o	o
4 m suction hose, universal, Ø38-Ø36																								
2.5 m extension tube, anodised aluminium																								
Pipe cleaning nozzles for 70-120 mm dia. pipes																								
Pipe cleaning nozzle for 120-220 mm dia. pipes																								
INDUSTRIAL SET 38																								
5-piece, 38 mm dia. connection		o	o	o	o	o									o	o	o	o	o	o	o	o	o	o
4 m suction hose, universal, Ø38																								
2 x 500 mm extension tubes, stainless steel																								
Curved hand tube, stainless steel																								
Industrial adjustable floor nozzle, 400 mm																								
Crevice nozzle, plastic, 300 mm																								
INDUSTR. FLOOR SET Ø50MM 6-PCS																								
6-piece, 50 mm dia. connection		o	o	o	o	o									o	o	o	o	o	o	o	o	o	o
4 m suction hose, universal, Ø50																								
Curved extension tube, anodised aluminium																								
Industrial adjustable floor nozzle, 500 mm																								
Replacement rubber lips																								
Crevice nozzle, special plastic, 350 mm																								
Coarse dirt nozzle, aluminium, 200 mm																								
STANDARD VAC SET Ø50MM 3-PCS																								
3-piece, 50 mm dia. connection		o	o	o	o	o									o	o	o	o	o	o	o	o	o	o
4 m suction hose, universal, Ø50																								
Diagonal tube nozzle, rubber, 250 mm																								
Crevice nozzle, special plastic, 350 mm																								
CHIP SET Ø50MM 2-PCS																								
2-piece, 50 mm dia. connection		o	o	o	o	o									o	o	o	o	o	o	o	o	o	o
4 m heat resistant suction hose, Ø50																								
Diagonal tube nozzle, rubber, 250 mm																								

o Can be used. (Items included as standard can be seen on the machine pages)

Accessory sets for Vacuum cleaners

Accessory set	Item no.
ATTIX 33-01 IC	14341
ATTIX 33-2L IC	61779
ATTIX 33-2L IC MOBILE	46691
ATTIX 44-2L IC	107408074
ATTIX 44-2L IC MOBILE	15349
ATTIX 751-11	
ATTIX 751-21	
ATTIX 761-21 XC	
ATTIX 791-21 EC	
ATTIX 751-61 LIQUID VAC	
ATTIX 751-71 WWF	
ATTIX 961-01	
ATTIX 965-21 SD XC	
ATTIX 115-01	
ATTIX 125-01	
ATTIX 145-01	
ATTIX 155-01	
SB STATION	
SB TANDEM	
ATTIX 33-2H IC	63215
ATTIX 33-2H PC	15365
ATTIX 33-2M IC	15340
ATTIX 33-2M PC	7964
ATTIX 44-2H IC	8054
ATTIX 44-2M IC	
ATTIX 761-2M XC	
ATTIX 30-OH	
ATTIX 30-OH PC	
ATTIX 50-OH PC	
ATTIX 751-OH	
ATTIX 965-0HM SD XC	
	302002881
	302002796
	107402474
	302002889
	302002798
	302002890
	63216
	15358
	15335
	15343
	15346
	7102
	41100
	6085
	15358
	7868
	7102
	61681
	15182
	7868

Accessory sets for Vacuum cleaners



BUS SET Ø 50MM 6-PCS

6-piece, 50 mm dia. connection

16 m suction hose, universal, Ø50

2 x 560 mm extension tubes, plastic

Crevice nozzle, special plastic, 350 mm

Coarse dirt nozzle, aluminium, 200 mm

Suction brush, plastic

Hose holder

SALTIX 10

MAXXI II 35 WD

MAXXI II 55-1 WD

MAXXI II 55-2 WD

MAXXI II 75-1 WD

MAXXI II 75-2 WD

AERO 21-01 PC

AERO 21-01 PC INOX

AERO 21-21 PC

AERO 21-21 PC INOX

AERO 26-01 PC X

AERO 26-21 PC

AERO 26-21 PC

AERO 31-21 PC INOX

ATTIX 30-01

ATTIX 30-01 PC

ATTIX 30-11 PC

ATTIX 30-21 PC

ATTIX 40-01 PC INOX

ATTIX 40-21 PC INOX

ATTIX 50-01 PC

ATTIX 50-21 PC

ATTIX 50-21 PC CLEAN ROOM

ATTIX 50-21 PC EC

Accessories for Vacuum cleaners



System 50 Hose Vacuum Cleaner

UNIV HOSE Ø 50X1750MM

UNI. HOSE Ø50X4000MM EVA/ABS

UNI. HOSE Ø50X5000MM SB VAC

HOSE UNIVERSAL Ø50 EVA PER METRE

AS HOSED50X4000MM

HOSE OIL RESISTANT D50X40

HOSE HEAT RESIST. Ø 50X4000MM

METAL HOSE Ø50X4000MM

CHIPS HOSE Ø50X4000MM

HOSE CONNECTION Ø50 PVC

HOSE SLEEVE Ø50/50 ABS

System 50 Tube

CURVED HAND TUBE Ø50-36MM

CURVED ALU EXT.TUBE Ø50X1000

SUCTION TUBE Ø50 2X525MM PVC

ELBOW 90 Ø 50MM

ADAPTOR D70 CFM – D60 MULTIFIT

ADAPTER Ø50-36MMX125

System 50 Vac Floor Nozzle

FLOOR NOZZLE Ø50X350 PVC

	SALITX 10	MAXXI II 35 WD	MAXXI II 55-1 WD	MAXXI II 55-2 WD	MAXXI II 75-1 WD	MAXXI II 75-2 WD	AERO 21-01 PC	AERO 21-01 PC INOX	AERO 21-21 PC	AERO 21-21 PC INOX	AERO 26-01 PC X	AERO 26-21 PC	AERO 26-2L PC	AERO 31-21 PC INOX	ATTIX 30-01	ATTIX 30-01 PC	ATTIX 30-11 PC	ATTIX 30-21 PC	ATTIX 40-01 PC INOX	ATTIX 40-21 PC INOX	ATTIX 50-01 PC	ATTIX 50-21 PC	ATTIX 50-21 PC CLEAN ROOM
UNIV HOSE Ø 50X1750MM		○	○	○	○	○									○	○	○	○	○	○	○	○	○
UNI. HOSE Ø50X4000MM EVA/ABS		○	○	○	○	○									○	○	○	○	○	○	○	○	○
UNI. HOSE Ø50X5000MM SB VAC		○	○	○	○	○																	
HOSE UNIVERSAL Ø50 EVA PER METRE		○	○	○	○	○																	
AS HOSED50X4000MM		○	○	○	○	○									○	○	○	○	○	○	○	○	○
HOSE OIL RESISTANT D50X40		○	○	○	○	○									○	○	○	○	○	○	○	○	○
HOSE HEAT RESIST. Ø 50X4000MM		○	○	○	○	○									○	○	○	○	○	○	○	○	○
METAL HOSE Ø50X4000MM		○	○	○	○	○									○	○	○	○	○	○	○	○	○
CHIPS HOSE Ø50X4000MM		○	○	○	○	○									○	○	○	○	○	○	○	○	○
HOSE CONNECTION Ø50 PVC		○	○	○	○	○																	
HOSE SLEEVE Ø50/50 ABS		○	○	○	○	○																	
CURVED HAND TUBE Ø50-36MM		○	○	○	○	○									○	○	○	○	○	○	○	○	○
CURVED ALU EXT.TUBE Ø50X1000		○	○	○	○	○									○	○	○	○	○	○	○	○	○
SUCTION TUBE Ø50 2X525MM PVC		○	○	○	○	○									○	○	○	○	○	○	○	○	○
ELBOW 90 Ø 50MM		○	○	○	○	○	○	○	○	○	○	○	○	○	○	○	○	○	○	○	○	○	○
ADAPTOR D70 CFM – D60 MULTIFIT																							
ADAPTER Ø50-36MMX125		○	○	○	○	○									○	○	○	○	○	○	○	○	○
FLOOR NOZZLE Ø50X350 PVC		○	○	○	○	○									○	○	○	○	○	○	○	○	○

● Standard accessories
○ Supplementary accessories
□ Supplementary and mountable accessories

Accessories for Vacuum cleaners

ATTIX 50-21 PC EC	ATTIX 33-01 IC	ATTIX 33-2L IC	ATTIX 33-2L IC MOBILE	ATTIX 44-2L IC	ATTIX 44-2L IC MOBILE	ATTIX 751-11	ATTIX 751-21	ATTIX 761-21 XC	ATTIX 791-21 EC	ATTIX 751-61 LIQUID VAC	ATTIX 751-71 MMF	ATTIX 961-01	ATTIX 965-21 3D XC	ATTIX 115-01	ATTIX 125-01	ATTIX 145-01	ATTIX 155-01	SB STATION	SB TANDEM	ATTIX 33-2H IC	ATTIX 33-2H PC	ATTIX 33-2M IC	ATTIX 33-2M PC	ATTIX 44-2H IC	ATTIX 44-2M IC	ATTIX 761-2M XC	ATTIX 965-0HMM 3D XC	Item no.	
○	○	○	○	○	○	○	○	○	○	○	○	○	○	○	○	○	○	○									○	○	19930
○	○	○	○	○	○	○	○	○	○	○	○	○	○	○	○	○	○	○									○	○	15358
																			●	●									64084
																													11984
○	○	○	○	○	○	○	○	○	○	○	○	○	○	○	○	○	○	○									○	○	15815
○	○	○	○	○	○	○	○	○	○	○	○	○	○	○	○	○	○	○									○	○	6468
○	○	○	○	○	○	○	○	○	○	○	○	○	○	○	○	○	○	○									○	○	11061
○	○	○	○	○	○	○	○	○	○	○	○	○	○	○	○	○	○	○									○	○	15013
○	○	○	○	○	○	○	○	○	○	○	○	○	○	○	○	○	○	○									○	○	15182
																													6330
																													15101
○	○	○	○	○	○	○	○	○	○	○	○	○	○	○	○	○	○	○	○	○							○	○	15341
○	○	○	○	○	○	○	○	○	○	○	○	○	○	○	○	○	○	○									○	○	15335
○	○	○	○	○	○	○	○	○	○	○	○	○	○	○	○	○	○	○									○	○	5152
○	○	○	○	○	○	○	○	○	○	○	○	○	○	○	○	○	○	○			○	○	○	○	○	○	○	○	5089
														●	●	●	●												4072200392
○	○	○	○	○	○	○	○	○	○	○	○	○	○	○	○	○	○	○	○	○					○	○	○	○	40452
○	○	○	○	○	○	○	○	○	○	○	○	○	○	○	○	○	○	○									○	○	6077

● Standard accessories
 ○ Supplementary accessories
 □ Supplementary and mountable accessories

Accessories for Vacuum cleaners



System 50 Vac Floor Nozzle

FLOOR NOZZLE Ø50x450 WET/DRY ADJ

FLOOR NOZZLE ALU. 500XØ50MM DRY

FIXED FLOOR NOZZLE Ø50X600MM ALU

NOZZLE ALU. 500XØ50MM WET

System 50 Brush/Universal Nozzle

COARSE DIRT NOZZLE Ø50X175 PP

COARSE DIRT NOZZLE Ø50X200MM ALU

ROUND BRUSH NOZZLE Ø50MM

System 50 Crevice/Cone Nozzle

CREVICE NOZZLE Ø50X370 PE

DIAGONAL TUBE NOZZLE Ø50 RUBBER

ROUND NOZZLE Ø50MM RUBBER

FLAT NOZZLE RUBBER Ø 50MM

System 38 Hose Vacuum Cleaner

UNIV HOSE Ø36-38X4000MM EVA

UNI. SUCTION HOSE Ø38X4000MM EVA

HOSE D38X5000 AS

HOSE HEAT RES. 36X4000 FOR

System 38 Tube

CURVED HAND TUBE D38 MM SS

EXTENSION TUBES R38 2X500 KIT

	SALITX 10	MAXXI II 35 WD	MAXXI II 55-1 WD	MAXXI II 55-2 WD	MAXXI II 75-1 WD	MAXXI II 75-2 WD	AERO 21-01 PC	AERO 21-01 PC INOX	AERO 21-21 PC	AERO 21-21 PC INOX	AERO 26-01 PC X	AERO 26-21 PC	AERO 26-2L PC	AERO 31-21 PC INOX	ATTIX 30-01	ATTIX 30-01 PC	ATTIX 30-11 PC	ATTIX 30-21 PC	ATTIX 40-01 PC INOX	ATTIX 40-21 PC INOX	ATTIX 50-01 PC	ATTIX 50-21 PC	ATTIX 50-21 PC CLEAN ROOM
FLOOR NOZZLE Ø50x450 WET/DRY ADJ		○	○	○	○	○									○	○	○	○	○	○	○	○	○
FLOOR NOZZLE ALU. 500XØ50MM DRY		○	○	○	○	○									○	○	○	○	○	○	○	○	○
FIXED FLOOR NOZZLE Ø50X600MM ALU																							
NOZZLE ALU. 500XØ50MM WET		○	○	○	○	○									○	○	○	○	○	○	○	○	○
COARSE DIRT NOZZLE Ø50X175 PP		○	○	○	○	○									○	○	○	○	○	○	○	○	○
COARSE DIRT NOZZLE Ø50X200MM ALU		○	○	○	○	○									○	○	○	○	○	○	○	○	○
ROUND BRUSH NOZZLE Ø50MM		○	○	○	○	○									○	○	○	○	○	○	○	○	○
CREVICE NOZZLE Ø50X370 PE		○	○	○	○	○									○	○	○	○	○	○	○	○	○
DIAGONAL TUBE NOZZLE Ø50 RUBBER		○	○	○	○	○									○	○	○	○	○	○	○	○	○
ROUND NOZZLE Ø50MM RUBBER		○	○	○	○	○									○	○	○	○	○	○	○	○	○
FLAT NOZZLE RUBBER Ø 50MM		○	○	○	○	○									○	○	○	○	○	○	○	○	○
UNIV HOSE Ø36-38X4000MM EVA		○	○	○	○	○									○	○	○	○	○	○	○	○	○
UNI. SUCTION HOSE Ø38X4000MM EVA		○	○	○	○	○									○	○	○	○	○	○	○	○	○
HOSE D38X5000 AS		○	○	○	○	○									○	○	○	○	○	○	○	○	○
HOSE HEAT RES. 36X4000 FOR		○	○	○	○	○									○	○	○	○	○	○	○	○	○
CURVED HAND TUBE D38 MM SS		○	○	○	○	○									○	○	○	○	○	○	○	○	○
EXTENSION TUBES R38 2X500 KIT		○	○	○	○	○									○	○	○	○	○	○	○	○	○

● Standard accessories
○ Supplementary accessories
□ Supplementary and mountable accessories

Accessories for Vacuum cleaners

ATTIX 50-21 PC EC	ATTIX 33-01 IC	ATTIX 33-2L IC	ATTIX 33-2L IC MOBILE	ATTIX 44-2L IC	ATTIX 44-2L IC MOBILE	ATTIX 751-11	ATTIX 751-21	ATTIX 761-21 XC	ATTIX 791-21 EC	ATTIX 751-61 LIQUID VAC	ATTIX 751-71 MMF	ATTIX 961-01	ATTIX 965-21 SD XC	ATTIX 115-01	ATTIX 125-01	ATTIX 145-01	ATTIX 155-01	SB STATION	SB TANDEM	ATTIX 33-2H IC	ATTIX 33-2H PC	ATTIX 33-2M IC	ATTIX 33-2M PC	ATTIX 44-2H IC	ATTIX 44-2M IC	ATTIX 761-2M XC	ATTIX 965-0H/M SD XC	Item no.
○	○	○	○	○	○	○	○	○	○	○	○	○	○	○	○	○	○	○								○	○	302002880
○	○	○	○	○	○	○	○	○	○	○	○	○	○	○	○	○	○	○								○	○	15343
							○	○	○	○	○	○	○	○	○	○	○	○								○	○	302001481
○	○	○	○	○	○	○	○	○	○	○	○	○	○	○	○	○	○	○								○	○	15344
○	○	○	○	○	○	○	○	○	○	○	○	○	○	○	○	○	○	○	○	○	○	○	○	○	○	○	○	5153
○	○	○	○	○	○	○	○	○	○	○	○	○	○	○	○	○	○	○								○	○	41100
○	○	○	○	○	○	○	○	○	○	○	○	○	○	○	○	○	○	○	○	○	○	○	○	○	○	○	○	40458
○	○	○	○	○	○	○	○	○	○	○	○	○	○	○	○	○	○	○	●	●						○	○	7102
○	○	○	○	○	○	○	○	○	○	○	○	○	○	○	○	○	○	○	○	○	○	○	○	○	○	○	○	7868
○	○	○	○	○	○	○	○	○	○	○	○	○	○	○	○	○	○	○	○	○	○	○	○	○	○	○	○	19936
○	○	○	○	○	○	○	○	○	○	○	○	○	○	○	○	○	○	○	○	○	○	○	○	○	○	○	○	31244
○	○	○	○	○	○	○	○	○	○	○	○	○	○	○	○	○	○	○				○	○	○	○	○	○	15365
○	○	○	○	○	○	○	○	○	○	○	○	○	●	○								○	○	○	○	○	○	302002796
○	○	○	○	○	○	○	○	○	○	○	○	○	○	○								○	○	○	○	○	○	107401368
○	○	○	○	○	○	○	○	○	○	○	○	○	○	○								○	○	○	○	○	○	6070
○	○	○	○	○	○	○	○	○	○	○	○	○	○	○								○	○	○	○	○	○	302002889
○	○	○	○	○	○	○	○	○	○	○	○	○	○	○								○	○	○	○	○	○	107402474

● Standard accessories
 ○ Supplementary accessories
 □ Supplementary and mountable accessories

Accessories for Vacuum cleaners



System 38 Tube

EXTEN TUBE THERMAL INSULATE Ø38X2000MM

EXTEN TUBE THERMAL INSULATE Ø38X2500MM

System 38 Vac Floor Nozzle

FLOOR NOZZLE D38x400 WET AND DRY

FLOOR NOZZLE Ø38x450 WET AND DRY ADJ

OVEN NOZZLE 400X Ø 38MM

System 38 Crevice/Cone Nozzle

CREVICE NOZZLE Ø38x300 MM PP

PIPE CLEAN NOZZLE Ø38 R120-200MM

TOOL ADAPTER 38/50 MM

CREVICE FLAT NOZZLE Ø38X240X65 MM

System 36 Hose Vacuum Cleaner

SUCTION HOSE D32x1800 CPL.

SUCTION HOSE D32X3500 CPL.

SUCTION HOSE D32X5000 CPL.

SUCTION HOSE D32X2500 CPL.

UNI. HOSE Ø36X3000MM EVA

UNI. HOSE Ø36X4000MM EVA

UNI. HOSE Ø36X3000MM W COUPLING EVA

UNIV HOSE WITH HAND TUBE Ø32X3000

UNIV HOSE WITH HAND TUBE D32X3500 CPL.

	SALITX 10	MAXXI II 35 WD	MAXXI II 55-1 WD	MAXXI II 55-2 WD	MAXXI II 75-1 WD	MAXXI II 75-2 WD	AERO 21-01 PC	AERO 21-01 PC INOX	AERO 21-21 PC	AERO 21-21 PC INOX	AERO 26-01 PC X	AERO 26-21 PC	AERO 26-2L PC	AERO 31-21 PC INOX	ATTIX 30-01	ATTIX 30-01 PC	ATTIX 30-11 PC	ATTIX 30-21 PC	ATTIX 40-01 PC INOX	ATTIX 40-21 PC INOX	ATTIX 50-01 PC	ATTIX 50-21 PC	ATTIX 50-21 PC CLEAN ROOM
EXTEN TUBE THERMAL INSULATE Ø38X2000MM		○	○	○	○	○									○	○	○	○	○	○	○	○	○
EXTEN TUBE THERMAL INSULATE Ø38X2500MM		○	○	○	○	○									○	○	○	○	○	○	○	○	○
FLOOR NOZZLE D38x400 WET AND DRY		○	○	○	○	○									○	○	○	○	○	○	○	○	○
FLOOR NOZZLE Ø38x450 WET AND DRY ADJ		○	○	○	○	○									○	○	○	○	○	○	○	○	○
OVEN NOZZLE 400X Ø 38MM		○	○	○	○	○									○	○	○	○	○	○	○	○	○
CREVICE NOZZLE Ø38x300 MM PP		○	○	○	○	○									○	○	○	○	○	○	○	○	○
PIPE CLEAN NOZZLE Ø38 R120-200MM		○	○	○	○	○									○	○	○	○	○	○	○	○	○
TOOL ADAPTER 38/50 MM		○	○	○	○	○									○	○	○	○	○	○	○	○	○
CREVICE FLAT NOZZLE Ø38X240X65 MM		○	○	○	○	○									○	○	○	○	○	○	○	○	○
SUCTION HOSE D32x1800 CPL.							●	●	○	○	●	○	○	○									
SUCTION HOSE D32X3500 CPL.							○	○	○	○	○	●	○	●									
SUCTION HOSE D32X5000 CPL.							○	○	○	○	○	○	○	○									
SUCTION HOSE D32X2500 CPL.							○	○	●	●	○	○	○	○									
UNI. HOSE Ø36X3000MM EVA		○	○	○	○	○	○	○	○	○	○	○	○	○	○	○	○	○	○	○	○	○	○
UNI. HOSE Ø36X4000MM EVA		○	○	○	○	○	○	○	○	○	○	○	○	○	○	○	○	○	○	○	○	○	○
UNI. HOSE Ø36X3000MM W COUPLING EVA		○	○	○	○	○	○	○	○	○	○	○	○	○	○	○	○	○	○	●	○	●	○
UNIV HOSE WITH HAND TUBE Ø32X3000		○	○	○	○	○									○	○	○	●	○	○	○	○	○
UNIV HOSE WITH HAND TUBE D32X3500 CPL.		○	○	○	○	○	○	○	○	○	○	○	●	○	○	●	●	●	○	○	○	○	○

● Standard accessories
○ Supplementary accessories
□ Supplementary and mountable accessories

Accessories for Vacuum cleaners

	ATTIX 50-21 PC EC	ATTIX 33-01 IC	ATTIX 33-2L IC	ATTIX 33-2L IC MOBILE	ATTIX 44-2L IC	ATTIX 44-2L IC MOBILE	ATTIX 751-11	ATTIX 751-21	ATTIX 761-21 XC	ATTIX 791-21 EC	ATTIX 751-61 LIQUID VAC	ATTIX 751-71 MMF	ATTIX 961-01	ATTIX 965-21 SD XC	ATTIX 115-01	ATTIX 125-01	ATTIX 145-01	ATTIX 155-01	SB STATION	SB TANDEM	ATTIX 33-2H IC	ATTIX 33-2H PC	ATTIX 33-2M IC	ATTIX 33-2M PC	ATTIX 44-2H IC	ATTIX 44-2M IC	ATTIX 761-2M XC	ATTIX 965-0HMM SD XC	Item no.		
	○	○	○	○	○	○	○	○	○	○			○	○								○	○	○	○	○	○	○	○	15339	
	○	○	○	○	○	○	○	○	○	○			○	○									○	○	○	○	○	○	○	○	15340
	○	○	○	○	○	○	○	○	○	○	○	○	●	○									○	○	○	○	○	○	○	○	302002798
	○	○	○	○	○	○	○	○	○	○	○	○	○	○									○	○	○	○	○	○	○	○	302002799
	○	○	○	○	○	○	○	○	○	○			○	○									○	○	○	○	○	○	○	○	63380
	○	○	○	○	○	○	○	○	○	○	○	○	○	○									○	○	○	○	○	○	○	○	302002890
	○	○	○	○	○	○	○	○	○	○			○	○									○	○	○	○	○	○	○	○	8054
	○	○	○	○	○	○	○	○	○	○	○	○	○	○									○	○	○	○	○	○	○	○	302002884
	○	○	○	○	○	○	○	○	○	○	○	○	○	○									○	○	○	○	○	○	○	○	43535
																															107405600
																															107406115
																															107402198
																															107405599
	○	○	○	○	○	○	○	○	○	○	○	○	○	○									○	○	○	○	○	○	○	○	15805
	○	○	○	○	○	○	●	○	○	○	○	○	○	○									○	○	○	○	○	○	○	○	25537
	○	○	○	○	○	○	○	○	○	○	○	○	○	○									○	○	○	○	○	○	○	○	46948
	○	○	○	○	○	○	○	○	○	○	○	○	○	○									○	○	○	○	○	○	○	○	302000473
	○	●	●	○	●	○	○	○	○	○	○	○	○	○									○	○	○	○	○	○	○	○	107409976

● Standard accessories
 ○ Supplementary accessories
 □ Supplementary and mountable accessories

Accessories for Vacuum cleaners



System 36 Hose Vacuum Cleaner

	SALITX 10	MAXXI II 35 WD	MAXXI II 55-1 WD	MAXXI II 55-2 WD	MAXXI II 75-1 WD	MAXXI II 75-2 WD	AERO 21-01 PC	AERO 21-01 PC INOX	AERO 21-21 PC	AERO 21-21 PC INOX	AERO 26-01 PC X	AERO 26-21 PC	AERO 26-2L PC	AERO 31-21 PC INOX	ATTIX 30-01	ATTIX 30-01 PC	ATTIX 30-11 PC	ATTIX 30-21 PC	ATTIX 40-01 PC INOX	ATTIX 40-21 PC INOX	ATTIX 50-01 PC	ATTIX 50-21 PC	ATTIX 50-21 PC CLEAN ROOM
HOSE Ø36X4000 AS EVA		○	○	○	○	○									○	○	○	○	○	○	○	○	○
HOSE AS D36X4000MM		○	○	○	○	○									○	○	○	○	○	○	○	○	○
HOSE Ø36X4000 MM AS RED		○	○	○	○	○									○	○	○	○	○	○	○	○	○
HOSE Ø36X5000MM AS W COUPLING		○	○	○	○	○									○	○	○	○	○	●	○	●	●
SUCTION HOSE Ø36X3500 HEAT/OIL-RESISTANT		○	○	○	○	○	○	○	○	○	○	○	○	○	○	○	○	○	○	○	○	○	○



System 36 Tube

ADAPTER TUBE STRAIGHT AS Ø36MM		○	○	○	○	○	○	○	○	○	○	○	○	○	○	○	○	○	○	○	○	○	○
CURVED HAND TUBE Ø36MM SS		○	○	○	○	○	○	○	○	○	○	○	○	○	○	○	○	○	○	●	○	○	○
CURVED HAND TUBE D36MM ST/CR		○	○	○	○	○	○	○	○	○	○	○	○	○	○	○	○	○	○	○	○	●	●
EXTENSION TUBE D36 2X500MM ALU		○	○	○	○	○	●	●	●	●	○	○	○	○	●	●	●	○	○	○	○	○	○
EXTENSION TUBE Ø36 2X505MM SS		○	○	○	○	○	○	○	○	○	○	○	○	○	○	○	○	○	○	○	○	○	○
EXTENSION TUBE D36 2X505MM ST/CR		○	○	○	○	○	○	○	○	○	○	●	●	●	○	○	○	○	○	○	○	●	●
EXTENSION TUBE D36 2X515MM PLASTIC		○	○	○	○	○	○	○	○	○	○	○	○	○	○	○	○	○	○	○	○	○	○
TELESCOPIC TUBE D36 575-930MM CR-ST		○	○	○	○	○	○	○	○	○	●	○	○	○	○	○	○	○	○	○	○	○	○
TELESCOPIC TUBE Ø36X550-970 SS		○	○	○	○	○	○	○	○	○	○	○	○	○	○	○	○	○	○	○	○	○	○
TOOL ADAPTER D27/35/38		○	○	○	○	○									○	○	○	○	○	○	○	○	
TOOL ADAPTER D27 QUICKSYSTEM		○	○	○	○	○	○	○	○	○	○	○	○	○	○	○	○	○	○	○	○	●	●
TOOL ADAPTER WITH SUCTION REGULATION D32		○	○	○	○	○	○	○	○	○	○	○	○	○	○	○	○	○	○	○	○	○	○
EXTENSION TUBE D36 3X350 MM SS		○	○	○	○	○	○	○	○	○	○	○	○	○	○	○	○	○	○	○	○	○	○



● Standard accessories
○ Supplementary accessories
□ Supplementary and mountable accessories

Accessories for Vacuum cleaners

ATTIX 50-21 PC EC	ATTIX 33-01 IC	ATTIX 33-2L IC	ATTIX 33-2L IC MOBILE	ATTIX 44-2L IC	ATTIX 44-2L IC MOBILE	ATTIX 751-11	ATTIX 751-21	ATTIX 761-21 XC	ATTIX 791-21 EC	ATTIX 751-61 LIQUID VAC	ATTIX 751-71 MMF	ATTIX 961-01	ATTIX 965-21 3D XC	ATTIX 115-01	ATTIX 125-01	ATTIX 145-01	ATTIX 155-01	SB STATION	SB TANDEM	ATTIX 33-2H IC	ATTIX 33-2H PC	ATTIX 33-2M IC	ATTIX 33-2M PC	ATTIX 44-2H IC	ATTIX 44-2M IC	ATTIX 761-2M XC	ATTIX 965-0H/M 3D XC	Item no.	
○	○	○	○	○	○	○	○	○	○	○	○	○	○							○	○	○	○	○	○	○	○	63209	
○	○	○	○	○	○	○	○	○	○	○	○	○	○								○	○	○	○	○	○	○	○	15311
○	○	○	○	○	○	○	○	○	○	○	○	○	○								●	●	○	○	●	○	○	○	107413544
●	○	○	○	○	○	○	○	○	○	○	○	○	○								○	○	○	○	○	○	○	○	302001682
○	○	○	○	○	○	○	○	○	○	○	●	○	○								○	○	○	○	○	○	○	○	302001677
○	○	○	○	○	○	○	○	○	○	○	○	○	○								○	○	○	○	○	○	○	○	29457
○	○	○	●	○	●	●	○	○	○	○	●	○	○								●	●	●	●	●	●	○	○	46691
○	○	○	○	○	○	○	○	○	○	○	○	○	○								○	○	○	○	○	○	○	○	302000528
○	○	○	○	○	○	○	○	○	○	○	○	○	○								○	○	○	○	○	○	○	○	107400032
○	○	●	○	●	○	○	○	○	○	○	●	○	○								●	●	●	●	●	●	○	○	107408074
○	●	○	○	○	○	○	○	○	○	○	○	○	○								○	○	○	○	○	○	○	○	302000529
○	○	○	○	○	○	○	○	○	○	○	○	○	○								○	○	○	○	○	○	○	○	40696
○	○	○	○	○	○	○	○	○	○	○	○	○	○								○	○	○	○	○	○	○	○	107402654
○	○	○	○	○	○	○	○	○	○	○	○	○	○								○	○	○	○	○	○	○	○	47109
○	○	○	○	○	○	○	○	○	○	○	○	○	○								○	○	○	○	○	○	○	○	60916
●	○	○	●	○	●	○	○	○	○	○	○	○	○								●	●	●	●	●	●	○	○	302000535
○	○	●	○	●	○	○	○	○	○	○	○	○	○								○	○	○	○	○	○	○	○	107409977
○	○	○	●	○	●	○	○	○	○	○	○	○	○								○	○	○	○	○	○	○	○	107416995

● Standard accessories
 ○ Supplementary accessories
 □ Supplementary and mountable accessories

Accessories for Vacuum cleaners



System 36 Vac Floor Nozzle



	SALITX 10	MAXXI II 35 WD	MAXXI II 55-1 WD	MAXXI II 55-2 WD	MAXXI II 75-1 WD	MAXXI II 75-2 WD	AERO 21-01 PC	AERO 21-01 PC INOX	AERO 21-21 PC	AERO 21-21 PC INOX	AERO 26-01 PC X	AERO 26-21 PC	AERO 26-2L PC	AERO 31-21 PC INOX	ATTIX 30-01	ATTIX 30-01 PC	ATTIX 30-11 PC	ATTIX 30-21 PC	ATTIX 40-01 PC INOX	ATTIX 40-21 PC INOX	ATTIX 50-01 PC	ATTIX 50-21 PC	ATTIX 50-21 PC CLEAN ROOM	
FLOOR NOZZLE Ø36X300MM		○	○	○	○	○	○	○	○	○	○	○	○	○	○	○	○	○	○	○	○	○	○	○
FLOOR NOZZLE Ø36X330 ALU		○	○	○	○	○	○	○	○	○	○	○	○	○	○	○	○	○	○	○	○	○	○	○
FLOOR NOZZLE Ø36X360MM WET/DRY			○	○	○	○	○	○	○	○	○	○	○	○	○	○	○	○	○	○	○	○	○	○
FLOOR NOZZLE Ø36X400 SPECIAL WET/DRY		○	○	○	○	○	○	○	○	○	○	○	○	○	○	○	○	○	○	○	○	○	○	○
FLOOR NOZZLE D36x300MM W/D KIT		○	○	○	○	○	●	●	●	●	○	●	●	●	●	●	●	○	○	○	○	○	○	○
FLOOR NOZZLE D36x400MM W/D		○	○	○	○	○	○	○	○	○	○	○	○	○	○	○	○	○	●	●	○	●	●	○
COMBI NOZZLE Ø36X260MM PP		○	○	○	○	○	○	○	○	○	○	○	○	○	○	○	○	○	○	○	○	○	○	○
OFFICE COMBI NOZZLE Ø36X300MM		○	○	○	○	○	○	○	○	○	○	○	○	○	○	○	○	○	○	○	○	○	○	○
NOZZLE ALU. 450XØ36MM DRY		○	○	○	○	○	○	○	○	○	○	○	○	○	○	○	○	○	○	○	○	○	○	○
NOZZLE ALU. 450XØ36MM WET		○	○	○	○	○	○	○	○	○	○	○	○	○	○	○	○	○	○	○	○	○	○	○
COMBI NOZZLE Ø36X260MM		○	○	○	○	○	○	○	○	○	○	●	○	○	○	○	○	○	○	○	○	○	○	○
WATER SUCTION NOZZLE Ø36X300		○	○	○	○	○	○	○	○	○	○	○	○	○	○	○	○	○	○	○	○	○	○	○
ELECTRIC TURBINE BRUSH Ø36X305MM 230V									○			○	○	○			○	○				○	○	
TURBINE BRUSH NOZZLE 300XØ36MM		○	○	○	○	○	○	○	○	○	○	○	○	○	○	○	○	○	○	○	○	○	○	○
BRUSH STRIPS FOR 60356		●	○	○																				
System 36 Brush/Universal Nozzle																								
BRUSH NOZZLE Ø36X70		○	○	○	○	○	○	○	○	○	○	○	○	○	○	○	○	○	○	○	○	○	○	○
BRUSH NOZZLE Ø36X230 PP/PA		○	○	○	○	○	○	○	○	○	○	○	○	○	○	○	○	○	○	○	○	○	○	○
UNIVERSAL NOZZLE D36X115		○	○	○	○	○	●	●	●	●	●	●	●	●	○	○	○	○	○	○	○	○	○	○

● Standard accessories
○ Supplementary accessories
□ Supplementary and mountable accessories

Accessories for Vacuum cleaners

ATTIX 50-21 PC EC	ATTIX 33-01 IC	ATTIX 33-2L IC	ATTIX 33-2L IC MOBILE	ATTIX 44-2L IC	ATTIX 44-2L IC MOBILE	ATTIX 751-11	ATTIX 751-21	ATTIX 761-21 XC	ATTIX 791-21 EC	ATTIX 751-61 LIQUID VAC	ATTIX 751-71 MMF	ATTIX 961-01	ATTIX 965-21 3D XC	ATTIX 115-01	ATTIX 125-01	ATTIX 145-01	ATTIX 155-01	SB STATION	SB TANDEM	ATTIX 33-2H IC	ATTIX 33-2H PC	ATTIX 33-2M IC	ATTIX 33-2M PC	ATTIX 44-2H IC	ATTIX 44-2M IC	ATTIX 761-2M XC	ATTIX 965-0HMM 3D XC	Item no.	
○	●	●	●	○	○	○	○	○	○	○	○	○	○	○							●	●	○	●	○	○	○	○	302002331
○	○	○	○	○	○	○	○	○	○	○	○	○	○	○							○	○	○	○	○	○	○	○	5147
○	○	○	○	○	○	○	○	○	○	○	○	○	○	○							○	○	●	○	○	●	○	○	60356
○	○	○	○	○	○	○	○	○	○	○	○	○	○	○							○	○	○	○	○	○	○	○	5149
○	○	○	○	○	○	○	○	○	○	○	○	○	○	○							○	○	○	○	○	○	○	○	107402706
○	○	○	○	●	●	○	○	○	○	○	○	○	○	○							○	○	○	○	○	●	○	○	302003666
○	○	○	○	○	○	○	○	○	○	○	○	○	○	○							○	○	○	○	○	○	○	○	302000477
○	○	○	○	○	○	○	○	○	○	○	○	○	○	○							○	○	○	○	○	○	○	○	302000259
○	○	○	○	○	○	○	○	○	○	○	○	○	○	○							○	○	○	○	○	○	○	○	15348
○	○	○	○	○	○	○	○	○	○	○	●	○	○	○							○	○	○	○	○	○	○	○	15349
○	○	○	○	○	○	○	○	○	○	○	○	○	○	○							○	○	○	○	○	○	○	○	302002365
○	○	○	○	○	○	○	○	○	○	○	○	○	○	○							○	○	○	○	○	○	○	○	7270
○	○	○	○	○	○	○	○	○	○	○	○	○	○	○							○	○	○	○	○	○	○	○	11664
○	○	○	○	○	○	○	○	○	○	○	○	○	○	○							○	○	○	○	○	○	○	○	54118
																													60358
○	○	○	○	○	○	○	○	○	○	○	○	○	○	○							○	○	○	○	○	○	○	○	5146
○	○	○	○	○	○	○	○	○	○	○	○	○	○	○							○	○	○	○	○	○	○	○	6086
○	○	○	●	○	●	○	○	○	○	○	○	○	○	○							○	○	○	○	○	○	○	○	14295

● Standard accessories
 ○ Supplementary accessories
 □ Supplementary and mountable accessories

Accessories for Vacuum cleaners



	SALITX 10	MAXXI II 35 WD	MAXXI II 55-1 WD	MAXXI II 55-2 WD	MAXXI II 75-1 WD	MAXXI II 75-2 WD	AERO 21-01 PC	AERO 21-01 PC INOX	AERO 21-21 PC	AERO 21-21 PC INOX	AERO 26-01 PC X	AERO 26-21 PC	AERO 26-2L PC	AERO 31-21 PC INOX	ATTIX 30-01	ATTIX 30-01 PC	ATTIX 30-11 PC	ATTIX 30-21 PC	ATTIX 40-01 PC INOX	ATTIX 40-21 PC INOX	ATTIX 50-01 PC	ATTIX 50-21 PC	ATTIX 50-21 PC CLEAN ROOM	
System 36 Brush/Universal Nozzle																								
UNIV NOZZLE Ø36X150 ALU		○	○	○	○	○	○	○	○	○	○	○	○	○	○	○	○	○	○	○	○	○	○	○
TURBINE HAND BRUSH NOZZLE Ø36X150MM		○	○	○	○	○	○	○	○	○	○	○	○	○	○	○	○	○	○	○	○	○	○	○
RADIATOR BRUSH NOZZLE Ø36X420		○	○	○	○	○	○	○	○	○	○	○	○	○	○	○	○	○	○	○	○	○	○	○
OVAL BRUSH NOZZLE Ø36MM		○	○	○	○	○	○	○	○	○	○	○	○	○	○	○	○	○	○	○	○	○	○	○
SUCTION BRUSH D36 BLACK		○	○	○	○	○	○	○	○	●	●	○	●	○	○	○	○	○	○	○	○	○	○	○
System 36 Crevice/Cone Nozzle																								
CREVICE NOZZLE D36X200		○	○	○	○	○	●	●	●	●	●	●	●	○	○	○	○	○	○	○	○	○	○	○
CREVICE NOZZLE Ø36X300 PP		○	○	○	○	○	○	○	○	○	○	○	○	○	●	●	●	●	●	○	●	●	○	○
CREVICE NOZZLE Ø 36X15X920 ST/CR		○	○	○	○	○	○	○	○	○	○	○	○	○	○	○	○	○	○	○	○	○	○	○
DIA. TUBE NOZZLE Ø36x190 MM GREY RUBBER		○	○	○	○	○	○	○	○	○	○	○	○	○	○	○	○	○	○	○	○	○	○	○
FLAT NOZZLE Ø36MM RUBBER		○	○	○	○	○	○	○	○	○	○	○	○	○	○	○	○	○	○	○	○	○	○	○
System 32 Hose Vacuum Cleaner																								
HOSE Ø32X4000MM AS RED		○	○	○	○	○									○	○	○	○	○	○	○	○	○	○
AS HOSED32X5000MM WITH TOOL		○	○	○	○	○									○	○	○	○	○	○	○	○	○	○
COAXIAL SUCTION HOSE Ø32 SET																		○		○		○	○	○
HOSE SLEEVE Ø32 PVC																								
System 27 Hose Vacuum Cleaner																								
UNIV HOSE Ø27X3500 WITH TOOL ADAPTER EVA		○	○	○	○	○	○	○	○	○	○	○	○	○	○	○	○	○	○	○	○	○	○	○
HOSE D27X3500 AS WITH TOOL ADAPTER															○	○	○	○	○	○	○	○	○	○
TOOL ADAPTER D27/36-24 AS		○	○	○	○	○									○	○	○	○	○	○	○	○	○	○

● Standard accessories
 ○ Supplementary accessories
 □ Supplementary and mountable accessories

Accessories for Vacuum cleaners

ATTIX 50-21 PC EC	ATTIX 33-01 IC	ATTIX 33-2L IC	ATTIX 33-2L IC MOBILE	ATTIX 44-2L IC	ATTIX 44-2L IC MOBILE	ATTIX 751-11	ATTIX 751-21	ATTIX 761-21 XC	ATTIX 791-21 EC	ATTIX 751-61 LIQUID VAC	ATTIX 751-71 MMF	ATTIX 961-01	ATTIX 965-21 3D XC	ATTIX 115-01	ATTIX 125-01	ATTIX 145-01	ATTIX 155-01	SB STATION	SB TANDEM	ATTIX 33-2H IC	ATTIX 33-2H PC	ATTIX 33-2M IC	ATTIX 33-2M PC	ATTIX 44-2H IC	ATTIX 44-2M IC	ATTIX 761-2M XC	ATTIX 965-0HMM 3D XC	Item no.	
○	○	○	○	○	○	○	○	○	○	○	○	○	○								○	○	○	○	○	○	○	○	5145
○	○	○	○	○	○	○	○	○	○	○		○	○								○	○	○	○	○	○	○	○	41275
○	○	○	○	○	○	○	○	○	○	○		○	○								○	○	○	○	○	○	○	○	5144
○	○	○	○	○	○	○	○	○	○	○		○	○								○	○	○	○	○	○	○	○	40455
○	○	○	●	○	●	○	○	○	○	○		○	○								○	○	○	○	○	○	●	○	302002509
○	●	●	●	●	●	○	○	○	○	○	○	○	○								●	●	●	●	●	●	○	○	29541
○	○	○	○	○	○	○	○	○	○	○	●	○	○								○	○	○	○	○	○	○	○	6084
○	○	○	○	○	○	○	○	○	○	○		○	○								○	○	○	○	○	○	○	○	17836
○	○	○	○	○	○	○	●	○	○	○	○	○	○								○	○	○	○	○	○	○	○	5067
○	○	○	○	○	○	○	○	○	○	○	○	○	○								○	○	○	○	○	○	○	○	40456
○	○	○	●	○	●	○	○	○	○	○		○	○								○	○	●	●	○	●	○	○	107413543
○	○	○	○	○	○	○	○	○	○	○	○	○	○								○	○	○	○	○	○	○	○	30657
○	○	○	○	○	○	○	○	○	○	○											○	○	○	○	○	○	○	○	107400841
○	○	○	○	○	○																○	○	○	○	○	○			14682
○	○	○	○	○	○	○	○	○	○	○	○	○	○								○	○	○	○	○	○	○	○	14289
○	○	○	○	○	○	○	●	●	●	○	○										○	○	○	○	○	○	○	●	107406091
○	○	○	○	○	○	○	●	●	●	○	○										○	○	○	○	○	○	●		107404520

● Standard accessories
 ○ Supplementary accessories
 □ Supplementary and mountable accessories

Accessories for Vacuum cleaners



System 27 Brush/Universal Nozzle

CURRY COMB Ø27MM

BRUSH CURRY COMB Ø 27MM

SPIKED CURRY COMB Ø 27MM

Filter

Filterelement ATTIX

FILTER ELEMENT Ø275X185 PET M-CLASS

FILTER ELEMENT D275X187 PET NANO M-CLASS

FILTER ELEMENT Ø211X140 H-CLASS

FILTER ELEMENT D275X187 H-CLASS

FILTER ELEMENT Ø185X140 HEPA H14

ABSOLUTE FILTER KIT T22-T40 VHC200

KIT STAR FILTER D460 L CLASS

18 POCKET STAR FILTER KIT M CLASS

ABSOLUTE FILTER KIT M.125/1216

CARTRIDGE FILTER

CARTRIDGE FILTER

HEPA CARTRIDGE FILTER

HEPA CARTRIDGE FILTER

FILTER ELEMENT Ø140X75 H-CLASS/HEPA

	SALITX 10	MAXXI II 35 WD	MAXXI II 55-1 WD	MAXXI II 55-2 WD	MAXXI II 75-1 WD	MAXXI II 75-2 WD	AERO 21-01 PC	AERO 21-01 PC INOX	AERO 21-21 PC	AERO 21-21 PC INOX	AERO 26-01 PC X	AERO 26-21 PC	AERO 26-2L PC	AERO 31-21 PC INOX	ATTIX 30-01	ATTIX 30-01 PC	ATTIX 30-11 PC	ATTIX 30-21 PC	ATTIX 40-01 PC INOX	ATTIX 40-21 PC INOX	ATTIX 50-01 PC	ATTIX 50-21 PC	ATTIX 50-21 PC CLEAN ROOM
CURRY COMB Ø27MM		○	○	○	○	○	○	○	○	○	○	○	○	○	○	○	○	○	○	○	○	○	○
BRUSH CURRY COMB Ø 27MM		○	○	○	○	○	○	○	○	○	○	○	○	○	○	○	○	○	○	○	○	○	○
SPIKED CURRY COMB Ø 27MM		○	○	○	○	○	○	○	○	○	○	○	○	○	○	○	○	○	○	○	○	○	○
Filterelement ATTIX							●	●	●	●	●	●	●	●	●	●	●	●	●	●	●	●	○
FILTER ELEMENT Ø275X185 PET M-CLASS																							
FILTER ELEMENT D275X187 PET NANO M-CLASS																							
FILTER ELEMENT Ø211X140 H-CLASS															○	○	○	○	○	○	○	○	●
FILTER ELEMENT D275X187 H-CLASS																							
FILTER ELEMENT Ø185X140 HEPA H14							○	○	○	○	○	○	○	○	○	○	○	○	○	○	○	○	○
ABSOLUTE FILTER KIT T22-T40 VHC200																							
KIT STAR FILTER D460 L CLASS																							
18 POCKET STAR FILTER KIT M CLASS																							
ABSOLUTE FILTER KIT M.125/1216																							
CARTRIDGE FILTER		●																					
CARTRIDGE FILTER			●	●	●	●																	
HEPA CARTRIDGE FILTER		○																					
HEPA CARTRIDGE FILTER			○	○	○	○																	
FILTER ELEMENT Ø140X75 H-CLASS/HEPA																							

● Standard accessories
○ Supplementary accessories
□ Supplementary and mountable accessories

Accessories for Vacuum cleaners

Model	ATTIX 50-21 PC EC	ATTIX 33-01 IC	ATTIX 33-2L IC	ATTIX 33-2L IC MOBILE	ATTIX 44-2L IC	ATTIX 44-2L IC MOBILE	ATTIX 751-11	ATTIX 751-21	ATTIX 761-21 XC	ATTIX 791-21 EC	ATTIX 751-61 LIQUID VAC	ATTIX 751-71 MMF	ATTIX 961-01	ATTIX 965-21 5D XC	ATTIX 115-01	ATTIX 125-01	ATTIX 145-01	ATTIX 155-01	SB STATION	SB TANDEM	ATTIX 33-2H IC	ATTIX 33-2H PC	ATTIX 33-2M IC	ATTIX 33-2M PC	ATTIX 44-2H IC	ATTIX 44-2M IC	ATTIX 761-2M XC	ATTIX 965-0HMM 5D XC	Item no.	
	○	○	○	○	○	○	○	○	○	○											○	○	○	○	○	○	○		6092	
	○	○	○	○	○	○	○	○	○	○												○	○	○	○	○	○	○		6093
	○	○	○	○	○	○	○	○	○	○												○	○	○	○	○	○	○		6094
	●						●	●		●																				302000490
									○																		○		302000751	
									●				●	●													●	○	107400562	
	○						○	○		○																				302000658
									○				○	○														●		107400564
	○						○	○		○																				302001095
																	○	○												4056000523
															●	○	●	●												40000338
															○	●	○	○												40000699
																○														Z5 60357
																														107407297
																														107407300
																														107409006
																														107409007
		○	○	○	○	○																●	●	○	○	●	○			107413555

● Standard accessories
 ○ Supplementary accessories
 □ Supplementary and mountable accessories

Accessories for Vacuum cleaners



Filter

FLAT FILTER PTFE M-CLASS 1 PCS

HEPA FILTER COVER KIT

HEPA FILTER



Sack Filter

CLOTH FILTER INSERT

SPEC CLOTH FILTER Ø375X350 NEEDLE FELT

SPECIAL CLOTH FILTER NEEDLE FELT

CLOTH FILTER ATTIX 5/7 POLY NEEDLE FELT

SACK FILTER



Special Filter

MOTOR COOLING AIR FILTER

MOTOR COOLING FILTER KIT

MOTOR COOLING AIR FILTER ATTIX9/IVB9

FILTER FOR MOTOR COOLING 30/40/50

FILTER FOR COOLING AIR 0.7X150X100 5 PCS

FILTER PROTECTIVE COVER Ø185X200

WET FILTER SIEVE Ø143X140MM SS

WET FILTER SIEVE Ø218X176MM SS

MOTOR COOLING AIR FILTER PET 1 PCS

WET FILTER



	SALITX 10	MAXXI II 35 WD	MAXXI II 55-1 WD	MAXXI II 55-2 WD	MAXXI II 75-1 WD	MAXXI II 75-2 WD	AERO 21-01 PC	AERO 21-01 PC INOX	AERO 21-21 PC	AERO 21-21 PC INOX	AERO 26-01 PC X	AERO 26-21 PC	AERO 26-2L PC	AERO 31-21 PC INOX	ATTIX 30-01	ATTIX 30-01 PC	ATTIX 30-11 PC	ATTIX 30-21 PC	ATTIX 40-01 PC INOX	ATTIX 40-21 PC INOX	ATTIX 50-01 PC	ATTIX 50-21 PC	ATTIX 50-21 PC CLEAN ROOM	
FLAT FILTER PTFE M-CLASS 1 PCS																								
HEPA FILTER COVER KIT																								
HEPA FILTER	●																							
CLOTH FILTER INSERT																								
SPEC CLOTH FILTER Ø375X350 NEEDLE FELT																								
SPECIAL CLOTH FILTER NEEDLE FELT															○	○	○	○	○	○	○	○	○	○
CLOTH FILTER ATTIX 5/7 POLY NEEDLE FELT																								
SACK FILTER	●																							
MOTOR COOLING AIR FILTER																								
MOTOR COOLING FILTER KIT															○	○	○	○	○	○	○	○	○	●
MOTOR COOLING AIR FILTER ATTIX9/IVB9																								
FILTER FOR MOTOR COOLING 30/40/50															○	○	○	○	○	○	○	○	○	○
FILTER FOR COOLING AIR 0.7X150X100 5 PCS																								
FILTER PROTECTIVE COVER Ø185X200							○	○	○	○	○	○	○	○	○	○	○	○	○	○	○	○	○	○
WET FILTER SIEVE Ø143X140MM SS							○	○	○	○	○	○	○	○	○	○	○	○	○	○	○	○	○	○
WET FILTER SIEVE Ø218X176MM SS																								
MOTOR COOLING AIR FILTER PET 1 PCS																								
WET FILTER		●																						

● Standard accessories
○ Supplementary accessories
□ Supplementary and mountable accessories

Accessories for Vacuum cleaners

Accessories	Item no.
ATTIX 50-21 PC EC	
ATTIX 33-01 IC	107413540
ATTIX 33-2L IC	107413542
ATTIX 33-2L IC MOBILE	147 1250 600
ATTIX 44-2L IC	
ATTIX 44-2L IC MOBILE	
ATTIX 751-11	
ATTIX 751-21	
ATTIX 761-21 XC	
ATTIX 791-21 EC	
ATTIX 751-61 LIQUID VAC	
ATTIX 751-71 MMF	
ATTIX 961-01	302002894
ATTIX 965-21 SD XC	
ATTIX 115-01	
ATTIX 125-01	
ATTIX 145-01	
ATTIX 155-01	
SB STATION	17069
SB TANDEM	
ATTIX 33-2H IC	302000606
ATTIX 33-2H PC	
ATTIX 33-2M IC	302000525
ATTIX 33-2M PC	147 1432 500
ATTIX 44-2H IC	
ATTIX 44-2M IC	302000491
ATTIX 761-2M XC	302003721
ATTIX 965-0H/M SD XC	107400041
	107400453
	302001871
	11801
	15475
	302002885
	107413541
	107407299

- Standard accessories
- Supplementary accessories
- Supplementary and mountable accessories

Accessories for Vacuum cleaners



Special Filter

WET FILTER

Filter Bag

FILTER BAG AERO 4 PCS

FLEECE FILTER BAG PU 5 PCS

FLEECE FILTER BAG 5 PCS ATTIX 30

FLEECE FILTER BAG 5 PCS ATTIX 40/50

FILTER BAG ATTIX 7 5 PCS

FILTER BAG SUPPORT SQ6

DUST BAG 5-PCS

DUST BAG 10L 10PCS

SYNTHETIC DUST BAG 10L -10 PCS

FLEECE FILTER BAG 5 PCS ATTIX 33/44

LONG LIFE FILTER BAG 1 PCS ATTIX 33/44

Disposal Bag

DISPOSAL BAG ATTIX 3/30/40 5 PCS

DISPOSAL BAG ATTIX 5/50 5 PCS

DISPOSAL BAG ATTIX 7 5 PCS

DISPOSAL BAG FOR FILTER ELEMENT

DISPOSAL BAG ATTIX 33/44 5 PCS

SALITX 10	MAXXI II 35 WD	MAXXI II 55-1 WD	MAXXI II 55-2 WD	MAXXI II 75-1 WD	MAXXI II 75-2 WD	AERO 21-01 PC	AERO 21-01 PC INOX	AERO 21-21 PC	AERO 21-21 PC INOX	AERO 26-01 PC X	AERO 26-21 PC	AERO 26-2L PC	AERO 31-21 PC INOX	ATTIX 30-01	ATTIX 30-01 PC	ATTIX 30-11 PC	ATTIX 30-21 PC	ATTIX 40-01 PC INOX	ATTIX 40-21 PC INOX	ATTIX 50-01 PC	ATTIX 50-21 PC	ATTIX 50-21 PC CLEAN ROOM
-----------	----------------	------------------	------------------	------------------	------------------	---------------	--------------------	---------------	--------------------	-----------------	---------------	---------------	--------------------	-------------	----------------	----------------	----------------	---------------------	---------------------	----------------	----------------	---------------------------

●

●

●

●

○

○

○

○

○

○

○

○

○

○

○

○

○

○

○

○

○

○

○

○

○

○

○

○

○

○

○

○

○

○

○

○

○

○

○

○

○

○

○

○

○

○

○

○

○

○

○

○

○

○

○

○

○

○

○

○

○

○

○

○

○

○

○

○

○

○

○

○

○

○

○

○

○

○

○

○

○

○

○

○

○

○

○

○

○

○

○

○

○

○

○

○



● Standard accessories
○ Supplementary accessories
□ Supplementary and mountable accessories

Accessories for Vacuum cleaners

Accessories	Item no.
ATTIX 50-21 PC EC	107407302
ATTIX 33-01 IC	
ATTIX 33-2L IC	
ATTIX 33-2L IC MOBILE	
ATTIX 44-2L IC	
ATTIX 44-2L IC MOBILE	
ATTIX 751-11	302002892
ATTIX 751-21	
ATTIX 761-21 XC	
ATTIX 791-21 EC	
ATTIX 751-61 LIQUID VAC	
ATTIX 751-71 MMF	
ATTIX 961-01	
ATTIX 965-21 3D XC	
ATTIX 115-01	
ATTIX 125-01	
ATTIX 145-01	
ATTIX 155-01	
SB STATION	
SB TANDEM	
ATTIX 33-2H IC	
ATTIX 33-2H PC	
ATTIX 33-2M IC	
ATTIX 33-2M PC	
ATTIX 44-2H IC	
ATTIX 44-2M IC	
ATTIX 761-2M XC	
ATTIX 965-0H/M 3D XC	
	107419590
	302001484
	302000200
	82367810
	140 8618 000
	82367820
	107419593
	107413556
	302000804
	302000728
	302001480
	30082
	107417821

- Standard accessories
- Supplementary accessories
- Supplementary and mountable accessories

Accessories for Vacuum cleaners

Model	Item no.
ATTIX 50-21 PC EC	
ATTIX 33-01 IC	
ATTIX 33-2L IC	
ATTIX 33-2L IC MOBILE	
ATTIX 44-2L IC	
ATTIX 44-2L IC MOBILE	
ATTIX 751-11	
ATTIX 751-21	
ATTIX 761-21 XC	
ATTIX 791-21 EC	
ATTIX 751-61 LIQUID VAC	
ATTIX 751-71 MMF	
ATTIX 961-01	
ATTIX 965-21 5D XC	
ATTIX 115-01	
ATTIX 125-01	
ATTIX 145-01	
ATTIX 155-01	
SB STATION	
SB TANDEM	
ATTIX 33-2H IC	
ATTIX 33-2H PC	
ATTIX 33-2M IC	
ATTIX 33-2M PC	
ATTIX 44-2H IC	
ATTIX 44-2M IC	
ATTIX 761-2M XC	
ATTIX 965-0HMM 5D XC	
	302001486
	302003473
	107413549
	4084001017
	40000856
	40000892
	Z5 60034
	302003717
	302000522
	107417865
	107409036
	302001612
	302003003
	302002624
	40000915
	65081
	107409980

● Standard accessories
 ○ Supplementary accessories
 □ Supplementary and mountable accessories

Accessories for Vacuum cleaners



Other

TUBE HOLDER KIT D36

AIRBOX 230V 50 HZ EU

AIRBOX 230/1/50 EU

FORKLIFT ACCESSORY

SPARK EXTINGUISHER Ø50

DISCHARGE KIT MS2-S3-T30S

KIT MECANICAL FLOAT S3B SS

COINER EURO/TOKEN 12VDC

TOKENS Ø26.0x2.3 SET-50 Ø6 HOLE

GEKA THREADED FITTING

PIPE COUPLING KIT

DETACH CORD SET 10M ORANGE EU

DETACH CORD SET 10M ORANGE UK

DETACH CORD SET 15M ORANGE EU

NUMATIC ADAPTER 20PCS

TELESCOPIC TUBE HOLDER KIT D32

BOX FOR SUCTION HOSE ATTIX 7

C-HOSE 15 M WITH CONNECT.

ADAPTER PLATE KIT

	SALITX 10	MAXXI II 35 WD	MAXXI II 55-1 WD	MAXXI II 55-2 WD	MAXXI II 75-1 WD	MAXXI II 75-2 WD	AERO 21-01 PC	AERO 21-01 PC INOX	AERO 21-21 PC	AERO 21-21 PC INOX	AERO 26-01 PC X	AERO 26-21 PC	AERO 26-2L PC	AERO 31-21 PC INOX	ATTIX 30-01	ATTIX 30-01 PC	ATTIX 30-11 PC	ATTIX 30-21 PC	ATTIX 40-01 PC INOX	ATTIX 40-21 PC INOX	ATTIX 50-01 PC	ATTIX 50-21 PC	ATTIX 50-21 PC CLEAN ROOM
TUBE HOLDER KIT D36							○	○	○	○	○	○	○	○									
AIRBOX 230V 50 HZ EU																		○		○		○	○
AIRBOX 230/1/50 EU																							
FORKLIFT ACCESSORY																							
SPARK EXTINGUISHER Ø50							○	○	○	○	○	○	○	○	○	○	○	○	○	○	○	○	○
DISCHARGE KIT MS2-S3-T30S																							
KIT MECANICAL FLOAT S3B SS																							
COINER EURO/TOKEN 12VDC																							
TOKENS Ø26.0x2.3 SET-50 Ø6 HOLE																							
GEKA THREADED FITTING																							
PIPE COUPLING KIT																							
DETACH CORD SET 10M ORANGE EU	●																						
DETACH CORD SET 10M ORANGE UK	○																						
DETACH CORD SET 15M ORANGE EU	○																						
NUMATIC ADAPTER 20PCS	○																						
TELESCOPIC TUBE HOLDER KIT D32							○	○	○	○	○	○	○	○									
BOX FOR SUCTION HOSE ATTIX 7																							
C-HOSE 15 M WITH CONNECT.																							
ADAPTER PLATE KIT																							



● Standard accessories
○ Supplementary accessories
□ Supplementary and mountable accessories

Accessories for Vacuum cleaners

Model	Item no.
ATTIX 50-21 PC EC	107409979
ATTIX 33-01 IC	107400079
ATTIX 33-2L IC	
ATTIX 33-2L IC MOBILE	
ATTIX 44-2L IC	
ATTIX 44-2L IC MOBILE	
ATTIX 751-11	302001192
ATTIX 751-21	302002622
ATTIX 761-21 XC	34591
ATTIX 791-21 EC	
ATTIX 751-61 LIQUID VAC	
ATTIX 751-71 MMF	
ATTIX 961-01	
ATTIX 965-21 SD XC	4056000468
ATTIX 115-01	4056000519
ATTIX 125-01	
ATTIX 145-01	
ATTIX 155-01	
SB STATION	302000305
SB TANDEM	5544
ATTIX 33-2H IC	
ATTIX 33-2H PC	
ATTIX 33-2M IC	
ATTIX 33-2M PC	
ATTIX 44-2H IC	
ATTIX 44-2M IC	
ATTIX 761-2M XC	
ATTIX 965-0HMM SD XC	

- Standard accessories
- Supplementary accessories
- Supplementary and mountable accessories

Accessories for Vacuum cleaners



Other

FLEXIBLE STRAP SET 2 PCS

TROLLEY HANDLE KIT

STORAGE L-BOXX KIT W. DUSTBAGS

Option

REMOVABLE CYCLONE D460 FE COMPLETE BIG

Hose Vacuum Cleaner

HOSE CPL ANTISTATIC BLACK

HOSE CPL D32

HOSE D32 1.9M CPL

HOSE D40 2.5M CPL

Tube

EXTENSION TUBE ALUMINIUM

EXTENSION TUBE D32 - SS

EXTENSION TUBE D40 - SS

TELESCOPIC TUBE ALUMINIUM

TELESCOPIC TUBE ACC.

Vac Nozzle Wet

FLOOR NOZZLE D32 RUBBER STRIP

FLOOR NOZZLE D40 RUBBER STRIP

HARDFLOOR NOZZLE 300MM x Ø32MM - KIT

HARDFLOOR NOZZLE 400MM x Ø32MM - KIT

	SALITX 10	MAXXI II 35 WD	MAXXI II 55-1 WD	MAXXI II 55-2 WD	MAXXI II 75-1 WD	MAXXI II 75-2 WD	AERO 21-01 PC	AERO 21-01 PC INOX	AERO 21-21 PC	AERO 21-21 PC INOX	AERO 26-01 PC X	AERO 26-21 PC	AERO 26-2L PC	AERO 31-21 PC INOX	ATTIX 30-01	ATTIX 30-01 PC	ATTIX 30-11 PC	ATTIX 30-21 PC	ATTIX 40-01 PC INOX	ATTIX 40-21 PC INOX	ATTIX 50-01 PC	ATTIX 50-21 PC	ATTIX 50-21 PC CLEAN ROOM	
FLEXIBLE STRAP SET 2 PCS																								
TROLLEY HANDLE KIT																								
STORAGE L-BOXX KIT W. DUSTBAGS																								
REMOVABLE CYCLONE D460 FE COMPLETE BIG																								
HOSE CPL ANTISTATIC BLACK	○																							
HOSE CPL D32	●																							
HOSE D32 1.9M CPL		●																						
HOSE D40 2.5M CPL			●	●	●	●																		
EXTENSION TUBE ALUMINIUM	●																							
EXTENSION TUBE D32 - SS		●																						
EXTENSION TUBE D40 - SS			●	●	●	●																		
TELESCOPIC TUBE ALUMINIUM	○																							
TELESCOPIC TUBE ACC.	○																							
FLOOR NOZZLE D32 RUBBER STRIP		○																						
FLOOR NOZZLE D40 RUBBER STRIP			○	○	○	○																		
HARDFLOOR NOZZLE 300MM x Ø32MM - KIT		●																						
HARDFLOOR NOZZLE 400MM x Ø32MM - KIT		○																						

● Standard accessories
○ Supplementary accessories
□ Supplementary and mountable accessories

Accessories for Vacuum cleaners



Vac Nozzle Wet

HARDFLOOR NOZZLE 400MM x Ø40MM - KIT

Hard Floor Nozzle

FLOOR NOZZLE D32 BRUSH

FLOOR NOZZLE D40 BRUSH

NOZZLE MULTI SURFACE D32

HARDFLOOR NOZZLE 350MM KIT

HARDFLOOR NOZZLE 495MM KIT

Round Brush Nozzle

BRUSH NOZZLE D32

BRUSH NOZZLE D32

Crevice Nozzle

CREVICE NOZZLE D32

CREVICE NOZZLE D32 L153 BLACK

CREVICE NOZZLE D40

Combination Nozzle

COMBI NOZZLE RD295 D32

COMBI NOZZLE RD295P W.CLIP

Squeegee, Blade, Skirt and Splash Guard

SQUEEGEE COMPLETE ANTHRACIT

HEPA Filter

HEPA FILTER H13

Extension Tube

EXTENSION TUBE STEEL D32

	SALITX 10	MAXXI II 35 WD	MAXXI II 55-1 WD	MAXXI II 55-2 WD	MAXXI II 75-1 WD	MAXXI II 75-2 WD	AERO 21-01 PC	AERO 21-01 PC INOX	AERO 21-21 PC	AERO 21-21 PC INOX	AERO 26-01 PC X	AERO 26-21 PC	AERO 26-2L PC	AERO 31-21 PC INOX	ATTIX 30-01	ATTIX 30-01 PC	ATTIX 30-11 PC	ATTIX 30-21 PC	ATTIX 40-01 PC INOX	ATTIX 40-21 PC INOX	ATTIX 50-01 PC	ATTIX 50-21 PC	ATTIX 50-21 PC CLEAN ROOM	
HARDFLOOR NOZZLE 400MM x Ø40MM - KIT			●	●	●	●																		
FLOOR NOZZLE D32 BRUSH		●																						
FLOOR NOZZLE D40 BRUSH			●	●	●	●																		
NOZZLE MULTI SURFACE D32	●																							
HARDFLOOR NOZZLE 350MM KIT	○																							
HARDFLOOR NOZZLE 495MM KIT	○																							
BRUSH NOZZLE D32	●																							
BRUSH NOZZLE D32		●																						
CREVICE NOZZLE D32		●																						
CREVICE NOZZLE D32 L153 BLACK	●																							
CREVICE NOZZLE D40			●	●	●	●																		
COMBI NOZZLE RD295 D32	○																							
COMBI NOZZLE RD295P W.CLIP	○																							
SQUEEGEE COMPLETE ANTHRACIT			○	○	○	○																		
HEPA FILTER H13	●																							
EXTENSION TUBE STEEL D32	○																							

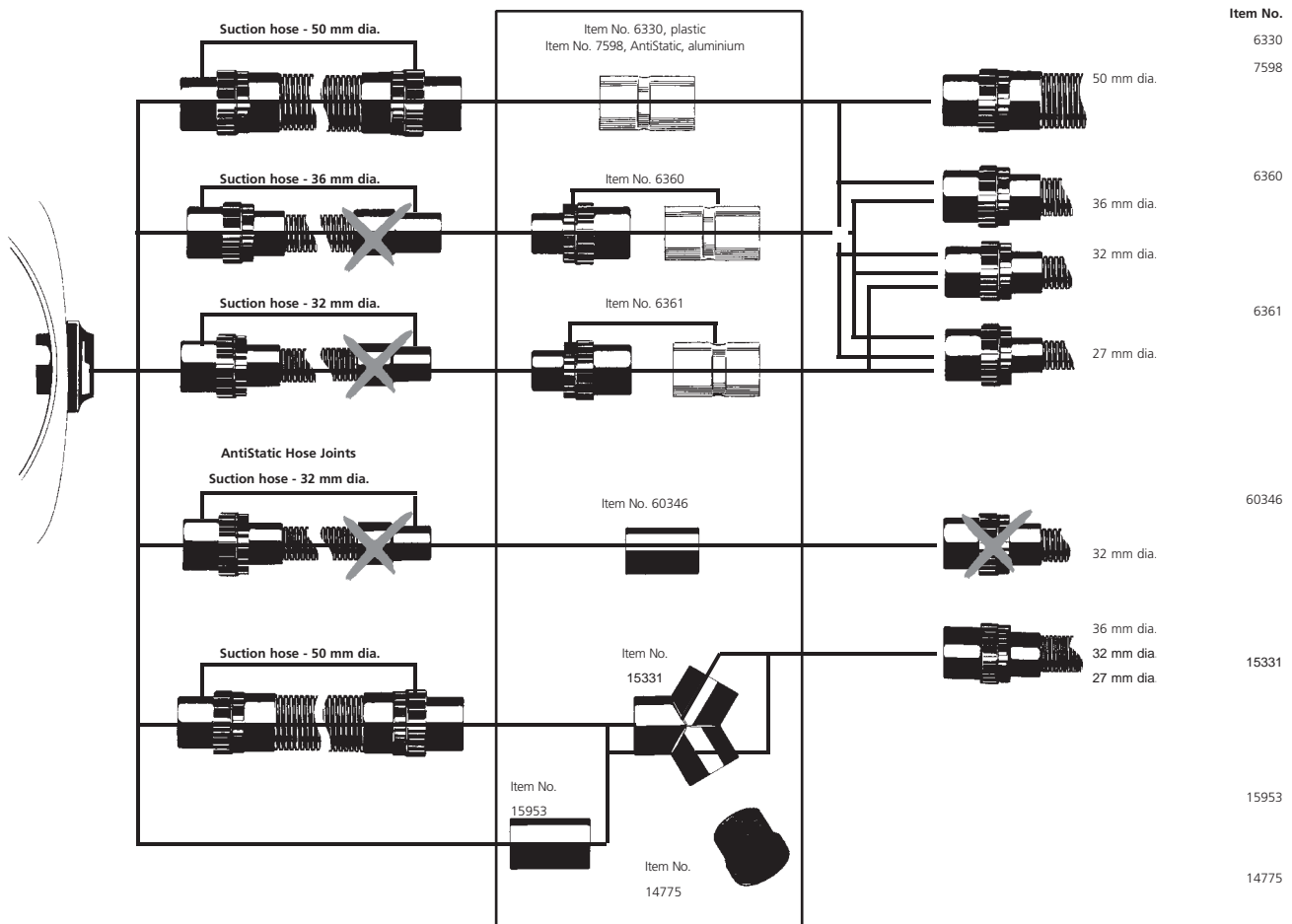
● Standard accessories
○ Supplementary accessories
□ Supplementary and mountable accessories

Accessories for Vacuum cleaners

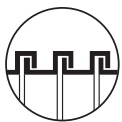
Accessories	Item no.
ATTIX 50-21 PC EC	107416577
ATTIX 33-01 IC	
ATTIX 33-2L IC	
ATTIX 33-2L IC MOBILE	107407311
ATTIX 44-2L IC	
ATTIX 44-2L IC MOBILE	107407339
ATTIX 751-11	140 6700 570
ATTIX 751-21	
ATTIX 761-21 XC	107413080
ATTIX 791-21 EC	
ATTIX 751-61 LIQUID VAC	107413081
ATTIX 751-71 MMF	
ATTIX 961-01	140 8244 500
ATTIX 965-21 SD XC	
ATTIX 115-01	107407312
ATTIX 125-01	
ATTIX 145-01	107407334
ATTIX 155-01	
SB STATION	147 0146 500
SB TANDEM	107408850
ATTIX 33-2H IC	
ATTIX 33-2H PC	140 8492 520
ATTIX 33-2M IC	
ATTIX 33-2M PC	107417790
ATTIX 44-2H IC	
ATTIX 44-2M IC	107407051
ATTIX 761-2M XC	
ATTIX 965-0HM SD XC	147 1250 500
	140 8246 040

- Standard accessories
- Supplementary accessories
- Supplementary and mountable accessories

Hose connection and distributors – EXCEPT Type 22 Vacuums



Suction hoses



Universal


Colour: Silver metallic, Ø27, Ø32, Ø36, Ø38, Ø50
To use: Temperature at -50 to +60°C

Antistatic

Colour: Black, Ø27, Ø32, Ø36, Ø50
To use: Temperature at -50 to +60°C

Oil-resistant

Colour: Brown, Ø36, Ø50
To use: Temperature at -60 to +120°C
(short term +150°C)
Bend radius: Ø27 r = 60 mm, Ø32 r = 70 mm,
Ø36 r = 75 mm, Ø50 r = 120 mm



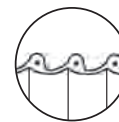
Heat-resistant

Colour: Brown, Ø36, Ø50
To use: Temperature at -60 to +120°C
(short term +150°C)
Bend radius: Ø36 r = 75 mm, Ø50 r = 120 mm



Metal

Colour: Galvanized, Ø50
To use: Temperature at -50 to +120°C
Bend radius: r = 180 mm
High wear-resistant. Not suitable for acid and lye.

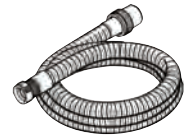


Chips, abrasive

Colour: Transparent, Ø50
To use: Temperature at -40 to +90°C
(short term +125°C)

Bend radius: Ø60 r = 60 mm
Special for metal shavings, glass, silver and other materials, oil-resistant, antistatic, aluminium sleeves and steel wire coil

Suction hose systems – EXCEPT Type 22 Vacuums



Lengths as required		Nozzle side sleeve	By the metre – max 20 m	Vacuum side sleeve	Complete	
					Length m	
		Item No.	Item No.	Item No.		Item No.
System 70	Universal	42419	34947***	34955		
System 50	Universal	15101	11984	15101	1.75	19930
	Oil-resistant	15101	14238	15101	4	15358
	Heat-resistant	Aluminium 7162	14238	7162	4	6468
	Antistatic	15811	7599	15811	4	11061
	Chips	Aluminium 33435	15309	14630	4	15815
	Metal				4	15182
						15013
System 38	Universal	302002887	107400052 (only available in roll of 20 m)	107400049	4	302002796
	Antistatic	107410009 107417868*		107401525	5	107401368
System 36	Universal	11597 107417867*	11985	15102	3	15805
			11985	15102	3	46948*
					4	25537*
	Oil-resistant	46690*	6429	15102	3.5	302001677*
	Heat-resistant	Aluminium 7674** Anti-kink spring 14194**	6429	7673	4	6070**
	AntiStatic	107417867*	15312	15812	3	60781*
					4	63209*
					5	302001682*
					4	107413544*
		14243	15312	15812	4	15311
	Electric tool	Connection DN 33-36 48070 DIN 44717, DN 35-40 AS 48750		Type 22 43960		
System 32	Universal	107417866*	14240****	15103		
	Hand tube	60911	14240****	15103	3	302000473
	Antistatic	107417866*		30928	4	107413543*
	Electric tool	107404564	43502	30928	5	30657
System 27	Universal	Electric tool 107404520	15307	15104	3.5	14289
	Antistatic	Electric tool 107404520	15326	15369	3.5	107406091

* Quick system for curved hand tube 46691/302000528 or adapter

** Only for oven and pipe cleaning

*** Max. 10 m

**** Max. 20 m

AS = Antistatic

TYPE 22 – Industrial health/safety wet & dry vacs



Build to pick-up combustible/flammable dust in ATEX Zone 22


- Approved for cleaning and dust extraction in ATEX Zone 22 environments with explosive dust
- Brushless long life EC motors for ignition source-free performance
- High quality stainless steel container
- Washable PET fleece filter with minimum 99.9% filtration efficiency
- A full range of TYPE 22 accessories is available to tailor your machine to your application

The ATTIX 40 TYPE 22 and ATTIX 7 TYPE 22 machines are powerful vacuum cleaners with stainless steel containers approved to be used for both M-class dust and ATEX Zone 22 environments. The build-in FlowSensor and acoustic warning signal monitors air speed in the suction hose to make sure that it does go below the minimum 20 m/s. The perfect concept for Industrial use where safety is a must.



TECHNICAL DATA	ATTIX 40-0M PC TYPE 22	ATTIX 791-2M/B1
Airflow rate (l/min.)	3200	3800
Vacuum (mbar/kPa)	230/23	250/25
Power Pmax (W)	1400	1500
Power Pic (W)	1100	1200
Working sound level (dB(A))	60	59
Container volume (l-max)	37	70
Mains connection (V~/Hz/A)	230/1/50-60/16	230/1/50-60/16
Length x width x height (mm)	450x440x750	605x580x970
Weight (kg)	13	25
El cable (m)	7.5	7.5
Main filter type	PET	PET
Filter cleaning system	Push&Clean	
FEATURES		
Softstart	•	•
Anti-static system	•	•
Motor speed control		•
Automatic On/Off-elec. tools		•
Brushless longlife 1-ph. motor	•	•
Extra socket for tool		•
Fleece filter bag 1 pcs	•	•
STANDARD EQUIPMENT		
HOSE 27X3500 CONDUCTIVE TYPE22		107404779
HOSE Ø36X4000MM W COUPLING TYPE 22	44193	
TOOL ADAPTER D27/36-24 TYPE 22		107404521
CURVED HAND TUBE TYPE22 Ø36MM SS	44188	
DIAGONAL TUBE NOZZLE TYPE22 Ø36 RUBBER	302000227	
FILTER ELEMENT Ø185X140 PET M-CLASS	302000490	302000490
MOTOR COOLING AIR FILTER		302000491
MOTOR COOLING FILTER KIT	302003721	
ITEM NO.	107400410	302001537

Accessories for Vacuum cleaners



4326

System TYPE 22 (ATEX) Hose Vacuum Cleaner

HOSE 27X3500 CONDUCTIVE TYPE22

HOSE Ø50X4000MM CONDUCTIVE TYPE 22

HOSE Ø50X4000MM CHIP TYPE 22

HOSE Ø50X8000MM CHIP TYPE 22

HOSE Ø36X4000MM W COUPLING TYPE 22

TOOL ADAPTER D27/36-24 TYPE 22

System TYPE 22 (ATEX) Tube/Nozzle

EXTENSION TUBE TYPE22 Ø36X950MM SS

CURVED EXTENSION TUBE TYPE22 Ø50x1100 S

CURVED HAND TUBE TYPE22 Ø36MM SS

DIAGONAL TUBE NOZZLE TYPE22 Ø36 RUBBER

DIAGONAL TUBE NOZZLE TYPE22 Ø50 RUBBER

CREVICE NOZZLE TYPE 22 Ø36 L290MM PLAST

CREVICE NOZZLE TYPE22 Ø50X350 PE

PIPE CLEAN NOZZLE TYPE22 Ø36 R70-120MM

PIPE CLEAN NOZZLE TYPE22 Ø36 R120-200MM

FLOOR NOZZLE TYPE22 Ø36X450MM

FLOOR NOZZLE TYPE22 Ø 50X500MM

BRUSH NOZZLE TYPE22 Ø36X230MM PE

ATTIX 40-0M/PC TYPE 22

ATTIX 791-2M/B1

ATTIX 995-0HM/SD XC TYPE 22

Item no.

107404779

43245

42825

63710

44193

107404521

46982

33609

44188

302000227

42836

44192

42837

48066

48067

302000369

42834

44191

- Standard accessories
- Supplementary accessories
- Supplementary and mountable accessories

Accessories for Vacuum cleaners



System TYPE 22 (ATEX) Tube/Nozzle
 ROUND BRUSH NOZZLE TYPE22 Ø 50MM

ATTIX 40-0M/PC TYPE 22

ATTIX 791-2M/B1

ATTIX 995-0HM/SD XC TYPE 22

Item no.

FLAT NOZZLE TYPE22 Ø50MM RUBBER

COARSE DIRT NOZZLE TYPE22 Ø50x200MM ALU

System 50 Vac Floor Nozzle

FIXED FLOOR NOZZLE Ø50x600MM ALU



Safety Filter Bag

SAFETY FILTER BAG ATTIX 40/50 SET5



SAFETY FILTER BAG ATTIX/IVB 7 SET5



SAFETY FILTER BAG ATTIX/IVB 9 SET5



Filter

FILTER ELEMENT Ø185X140 PET M-CLASS



FILTER ELEMENT D275X187 H-CLASS



Filter Bag

FLEECE FILTER BAG PU 5 PCS



FLEECE FILTER BAG 5 PCS ATTIX 40/50



FILTER BAG ATTIX 7 5 PCS



Disposal Bag

DISPOSAL BAG ATTIX 3/30/40 5 PCS



DISPOSAL BAG ATTIX 7 5 PCS



DISPOSAL BAG FOR FILTER ELEMENT



Special Filter

MOTOR COOLING AIR FILTER




MOTOR COOLING FILTER KIT



● Standard accessories
 ○ Supplementary accessories
 □ Supplementary and mountable accessories

Accessories for Vacuum cleaners



	ATTIX 40-0M PC TYPE 22	ATTIX 791-2M/B1	ATTIX 995-0HM SD XC TYPE 22	Item no.
Special Filter				
MOTOR COOLING AIR FILTER ATTIX9/IVB9			●	107400041
FILTER FOR MOTOR COOLING 30/40/50	○			107400453
Other				
AIRBOX 230/1/50 EU		○		302001192
FORKLIFT ACCESSORY			○	302002622
ACCESSORY BASKET			○	302002624
Exhaust Air Collector				
EXHAUST AIR COLLECTOR		○		302003717
EXHAUST FITTING KIT D50 ATTIX 9			○	107409036
Vacuum Accessory Set				
TYPE 22 VACUUM SET Ø36MM 6-PCS	○	○	○	48907



- Standard accessories
- Supplementary accessories
- Supplementary and mountable accessories



Single Phase Industrial Vacuums



VHS120



The most compact and powerful ever

2 Kw power, model VHS120 is suitable for the recovery of wet and dry materials. It is very compact, but it is equipped with a 37 liters container and it ensures excellent performances. Available in M and H class with Longopac® system for the recovery of toxic material. Available also as ACD version, for the recovery of combustible dust.



TECHNICAL DATA	Unit	VHS120	VHS120 MC	VHS120 HC
Voltage	V	230	230	230
Frequency	Hz	50	50	50
Protection class	IP	44	44	44
Insulation class	Class	I	I	I
Rated power	kW	2	2	2
Airflow without hose	L/min	5500 – 330	5500 – 330	5500 – 330
Vacuum max	kPa	21 – 210	21 – 210	21 – 210
Sound pressure level	dB(A)	74	74	74
Container capacity	L	37	-	-
Longopac capacity	L	-	25	25
Main filter type		L Class Polyester	M Class Polyester with glued seams	M Class Polyester with glued seams
Main filter area	cm ²	16000	16000	16000
Upstream hepa filter H14 area	cm ²	-	-	16000
Inlet	mm	50	50	50
Length x Width x Height	cm	56x57x101.5	63x62.8x130	63x62.8x130
Weight	kg	38	51	51

All-In-One Industrial Vacuums



Simplicity is the main concept behind the all-in-one range

We are talking about the simplicity of receiving the right combination for your application. You can now choose between different models built according to the main needs of different segments and equipped with the best accessory kit which enhances the efficiency of your vacuum cleaner making it become the perfect solution for you.

Your task? Just plug and play... and continue doing your job without any thought.



Segment	PN	Description	Application	Accessory Kit
METAL	4012300135	VHS120 CC GV	For chips and liquids, 37 liters, singlephase (intermediate use)	Machinery Cleaning Kit (with 5 meters hose)
	4010400054	VHO200 with chips basket	For 75L liquids and 22L chips, with diverting valve for suction or discharge, singlephase (intermediate use)	Oil-proof Kit (with 5 meters hose)
	4010500125	S3B L100 CC GV	For chips and liquids, 100 liters, singlephase	Machinery Cleaning Kit (with 5 meters hose)
	4012300187	VHS110 Z22 EXA AU FM	For combustible dust (St1, St2) in ATEX Zone 22	EXA Oil-proof machinery kit
	4030600522	T30S L100 CC with chips basket	For chips and liquids, 100 liters, threephase (continuous use)	Machinery Cleaning Kit (with 5 meters hose)
	4030500517	T40W L100 FM GV CC	For chips and liquids, 100 liters, threephase, 99,9% filtration	Machinery Cleaning Kit (with 5 meters hose)
FOOD & BEVERAGE	4012300188	VHS120 LC ACD PBS	For combustible dust in non-classified zones, singlephase (intermediate use)	Antistatic food-grade accessories kit
	4012300136	VHS120 FN	For the recovery of hot material, singlephase (intermediate use)	Ovens accessories kit
	4012300189	VHS110 Z22 EXA FM PBS	For combustible dust in ATEX zone 22, singlephase (intermediate use)	EXA food grade accessories kit
	4010400053	VHO200 X	For liquids, singlephase (intermediate use)	Alimentary Kit
	4030600523	CTS22 LC L100 ACD PBS	For combustible dust in non-classified zones, threephase (continuous use)	Antistatic food-grade accessories kit
MANUFACTURING	4012300068	VHS120	For general cleaning, 37 liters, singlephase (intermediate use)	Industrial Accessory Kit
	4012300187	VHS110 Z22 EXA AU FM	For combustible dust in ATEX zone 22, singlephase (intermediate use)	EXA Accessory Kit
	4010300474	S3 L100 LC FM	For general cleaning, 100 liters, singlephase (intermediate use)	Industrial Accessory Kit
	4030600524	T30S L100 FM	For general cleaning, 100 liters, threephase (continuous use)	Industrial Accessory Kit
B&C	4012300070	VHS120 HC	H-Class with Longopac®, for the safe recovery of fine dust, singlephase (intermediate use)	Antishock accessories kit

Single Phase Industrial Vacuums



S3B

Power, simplified

3 kW power with three independent motors, S3B industrial vacuum can collect wet and dry materials. In particular it is designed to be used in metal manufacturing production sites to extract metal chips, metal filings, oil and lubricant solutions.



S3

The first digital and fully modular industrial vacuums

3 kW power with "by-pass" motor, model S3 can collect wet and dry materials. It is equipped with a practical electronic dashboard for an easy use and a constant monitoring of the vacuum efficiency. Available with 50 or 100 L bin or with Longopac® disposal system.



TECHNICAL DATA	Unit	S3B	S3
Voltage	V	230	230
Frequency	Hz	50-60	50-60
Protection class	IP	43	44
Insulation class	Class	I	I
Rated power	kW	3	3
Airflow without hose	L/min	8100	8100
Vacuum max	kPa	21	21.1
Sound pressure level	dB(A)	75	71
Container capacity	L	50-100	50-100
Main filter area	cm ²	19500	19500
Inlet	mm	70	70
Length x Width x Height	cm	79.5x60x127.5-157	80x60x130-158
Weight	kg	67-70	68-71

Single Phase Industrial Vacuums



VHS110 ATEX



When a singlephase is ATEX certified

Suitable for the recovery of dry materials. VHS110 & VHS 210 ATEX are suitable for Atex Z22 locations. Thanks to the brushless motor (1.1k for VHS 110 and 1.8kW for VHS 210), these machines ensure high performance, while requiring less maintenance and being suitable for continuous use. The innovative Pull-Clean system effectively cleans the antistatic star filter while the vacuum is running. The optional HEPA14/ULPA15 upstream filter is the perfect choice when collecting fine dusts. Moreover, machines are in IP 64 suitable for conductive dust.



TECHNICAL DATA	Unit	VHS110 ATEX	VHS210 ATEX
Voltage	V	230	230
Frequency	Hz	50	50
Protection class	IP	64	64
Insulation class	Class	F	F
Rated power	kW	1.1	1.8
Airflow without hose	L/min	3600	5333
Vacuum max	kPa	22	25
Sound pressure level	dB(A)	76	72* (preliminary value)
Container capacity	L	37	50
Main filter area	cm ²	10000	19500
Inlet	mm	50	70
Length x Width x Height	cm	56x57x124	80x70x156
Weight	kg	42	75

Threephase Industrial Vacuums



T30S

When power is essential

3 kW power, suitable for the recovery of wet and dry materials, it is the right choice for production companies looking for a vacuum with a good price/quality ratio. Available in three different versions: with 50 or 100 liters container and with gravity unload system through polyethylene LDPE bag or Longopac®, the “endless” bag for dust collection.

CTS 22 – CTS 40 – CTT 40



Compact, versatile and fully configurable

2.2 and 4 kW power, the CTS-CTT series is suitable for the recovery of dry materials.

CTS models are equipped with side channel blower ensuring a higher vacuum performance while CTT models mount a turbine, providing an excellent airflow performance. The compact size assures ease of movement, manoeuvrability, and allows to reach any place.



TECHNICAL DATA	Unit	T30S	CTS22	CTS40	CTT40 (available only in Z1 version)
Voltage	V	400	400	400	400
Frequency	Hz	50	50	50	50
Protection class	IP	55	55	55	55
Insulation class	Class	F	F	F	F
Rated power	kW	3	2.2	4	4
Airflow without hose	L/min	5830	5300	7000	8900
Vacuum max	kPa	31	30	23	18
Sound pressure level	dB(A)	70	62	65	71
Container capacity	L	50-100	50	50	50
Main filter area	cm ²	19500	19500	19500	19500
Inlet	mm	70	70	70	70
Length x Width x Height	cm	60x98x125-153	105x60x125	105x60x125	105x60x125
Weight	kg	100-103	100	114	119

Threephase Industrial Vacuums



T22 – T40 – T40W – T75

Tailored for metal production

From 2.2 up to 7.5 kW, suitable for wet and dry materials. Different models for different needs, in particular the 4 kW model is available with double stage side-channel blower connected in series for a greater vacuum (model T40) or connected in parallel for an highest airflow (T40W). Ideal for the cleaning and maintenance of the plants.

T40^{PLUS} – T40W^{PLUS}



Health and safety as standard

From 2.2 to 4.3 kW power, for dry materials. This series has been designed to assure safety to production companies, even in explosion risk areas (they are ATEX certified), moreover L-M-H class versions are suitable for the collection of toxic dust. The side channel blower in series on models T22^{PLUS} and T40^{PLUS} allows to reach a high vacuum, while the side channel blower in parallel on model T40W^{PLUS} assures a greater airflow. All T^{PLUS} models can be customized.



TECHNICAL DATA	Unit	T22	T40	T40W	T75	T40 ^{PLUS}	T40W ^{PLUS}
Voltage	V	400	400	400	400	400	400
Frequency	Hz	50	50	50	50	50	50
Protection class	IP	55	55	55	55	55	55
Insulation class	Class	I	I	I	F	F	F
Rated power	kW	2.2	4.3	4	7.5	4.3	4
Airflow without hose	L/min	5250	5250	8150	8900	5250	8150
Vacuum max	kPa	30	46	30	35	36	19
Sound pressure level	dB(A)	68	72	72	74	71	71
Container capacity	L	50-100	50-100	50-100	100	50-100	50-100
Main filter area	cm ²	19500	19500	19500	35000	19500	35000
Inlet	mm	70	70	70	70	70	70
Length x Width x Height	cm	113x60x124-153	113x60x124-153	113x60x124-153	130x60x164	129x60x126-154	129x60x136-164
Weight	kg	111-114	132-135	136-139	188	162	167

Threephase Industrial Vacuums



3707-3907 series

Endless power for endless possibilities

From 5.5 up to 13 KW, these industrial vacuums are suitable for the recovery of wet & dry materials. They are strong, powerful and reliable, therefore they are ideal for continuous and heavy-duty uses. The wide filter area and the great capacity of the container avoid machinery downtimes. Different models for different needs: greater vacuum pressure, greater air flow or greater power. These vacuums are the most requested by the heavy industry.



3997 – 3997W – 3997WC

First class power

22 kW power, these models are suitable for the recovery of wet and dry materials. For continuous, heavy duty use, these industrial vacuums can be connected to a fixed central system thanks to their high power. The electric filter shaker is mounted as standard.



TECHNICAL DATA	Unit	3707	3707/10	3907*	3907/18*	3997*	3997C*	3997W*	3997WC*
Voltage	V	230/400	230/400	230/400	230/400	400	400	400	400
Frequency	Hz	50	50	50	50	50	50	50	50
Protection class	IP	55	55	55	55	55	55	55	55
Insulation class	Class	F	F	F	F	F	F	F	F
Rated power	kW	5.5	7.5	11	13	20	20	20	20
Airflow without hose	L/min	8100	13500	8400	18600	18600	18600	36000	36000
Vacuum max	kPa	35.3	24.5	43.1	29.4	44	44	25	25
Sound pressure level	dB(A)	78	78	78	78	79	79	78	78
Container capacity	L	175	175	175	175	175	175	175	175
Main filter area	cm ²	35000	35000	35000	35000/66000	66000	110000	98000	110000
Inlet	mm	100	100	100	100	100	100	120	120
Length x Width x Height	cm	160x80x181	160x80x181	160x80x181	160x80x181	200x90x215	200x90x215	200x90x215	200x90x215
Weight	kg	291	305	411	360	650	697	650	697

* Electric filtershaker as standard

Battery-Powered Industrial Vacuums



VHB436



Lose the cord, enhance the benefits

Battery-powered industrial vacuum, which maintains the top-tier performance and filtration capabilities of the electric models, and couples it with high runtime enabled by the Lithium-ion Battery. It's ideal for use in high-traffic environments where efficiency matters as much as safety, and uncompromising results are key to business success.

Many versions available upon request: stainless steel, different disposal systems (Bagging system, Plastic bag system...), 100 L container.



TECHNICAL DATA	Unit	VHB436	VHB436 3B
Battery type		Combat II - Lithium-ion	Combat II - Lithium-ion
Battery quantity		2	3
Output battery voltage	V	36	36
Battery run time	min.	93	147
Battery charge time (100%)	min.	200	270
Battery charge time (90%)	min.	120	180
Voltage (charge mode)	V	110-240	110-240
Frequency (charge mode)	Hz	50/60	50/60
Insulation Class		III	III
Rated power	kW	2.4	2.4
Airflow with hose D70 - 3 M	l/min - m ³ /h	6333 - 380	6333 - 380
Vacuum max.	mBar	130	130
Sound pressure level	dB(A)	71	71
Container capacity	L	50**	50**
Main filter area	cm ²	19,500	19,500
HEPA filter area	cm ²	35,000	35,000
Inlet	mm	70	70
Length x Width x Height	cm	105x60x125	105x60x125
Weight	kg	125	135
Cable length (charger)	m	3	3

100L and Longopac is available upon request * Longopac version available upon request

Compressed Air Industrial Vacuums



VHC110 – VHC120 – VHC200



Compressed air, amplifying saving

Designed to operate whenever electricity is unavailable or forbidden, these models are ideal to recover both solid debris and liquid spills.

Models VHC110 and VHC120 are equipped with a new technology of multistage vacuum generator system, to ensure the minimum air consumption together with good performance. Model VHC200, the largest model in the range, is the right solution for applications where top vacuum and airflow are required in heavy duty applications. The range is available in ATEX version.



TECHNICAL DATA	Unit	VHC110	VHC120	VHC200
Air consumption (at 6 bar of pressure)	l/min	630	1260	2650
Required pressure	bar	4/7	4/7	6 max
Sound pressure level 1.5 m (ISO 3744)	dB(A)	71	72	70
Airflow without hose (at 6 bar of pressure)	l/sec	33	56	93
Vacuum max (at 6 bar of pressure)	kpa	32.5	32.5	38
Container capacity	l	37	37	50/100
Main filter type		"L" class Polyester Star filter	"L" class Polyester Star filter	Polyester Star filter
Main filter area	cm ²	16000	16000	19500
Upstream hepa filter h14	cm ²	16000	16000	35000
Inlet	mm	50	50	70
Length x width x height	mm	570x560x1010	570x560x1010	910x600x1300/1590
Weight	kg	37	37	67/70

Industrial Vacuums for Oil and Chips



VHO 200

Collecting liquids has never been so easy!

2.4 kW power, this singlephase industrial vacuum has been designed to collect up to 75 litres of any kind of liquid, also mixed with solid materials, and discharge them very fast by simply activating the valve to change the suction into a blowing flow. It can be equipped with an optional chip basket that can separate solid materials from liquids.



ECO-OIL 13 – ECO-OIL 22

Vacuum oil to save oil

1.3 kW singlephase and 2.2 kW threephase respectively, models ECO-OIL 13 and ECO-OIL 22 are specifically designed to recover oil, viscose liquids and chips, separate the solids from the liquids by means of "macrofiltration" and allowing the operator to recycle the recovered oil. The range can vacuum and pump liquids simultaneously.



TECHNICAL DATA	Unit	VHO200	ECO-OIL 13	ECO-OIL 22
Voltage	V	230	230	400
Frequency	Hz	50	50	50
Protection class	IP	44	43	55
Insulation class	Class	I	B	F
Rated power	kW	2.4	1.3	2.2
Airflow without hose	L/min	4500	2675	5100
Vacuum max	kPa	23	31.3	32.3
Sound pressure level	dB(A)	70	70	71
Shaving capacity	L	22	30	30
Liquid capacity	L	75	180	180
Inlet	mm	50	50	50
Length x Width x Height	cm	58x88x123	67x105x150	67x105x150
Weight	kg	60	120	135

All models are equipped with anti-oil wheels with brakes.
All seals are in rubber anti-oil.

Industrial Vacuums for Additive Manufacturing - ATEX



The industrial vacuum cleaner is an important tool in the additive manufacturing, mainly during the changeover working cycles and at the end of the process. Nilfisk has designed a specific range of products and solutions for this segment, certified by third notified bodies, in compliance with the strictest regulations.



Range for metal dust conductive powders, group IIIC, ST3: Requiring immersion separators.

Range for metal dust conductive powders, group IIIC, ST3: Requiring immersion separators

TECHNICAL DATA	Unit	VHS110 Z22 EXA IS	T40WPLUS L100 Z22 EXA IS	VHC120 Z1 EXA IS	VHC200 L100 Z1 EXA IS
Voltage	V	230	400	-	-
Frequency	Hz	50	50	-	-
Protection class	IP	64	65	-	-
Insulation class	Class	F	F	-	-
Rated power	kW	1.1	4	-	-
Air consumption at 6 bar	Nl/min	-	-	1260	2650
Required pressure	bar	-	-	4/7	6 Max
Airflow without hose	L/min	3600	8150	3360	5580
Vacuum max	kPa	22	19	32.5	38
Sound pressure level	dB(A)	73	71	72	70
Max. dust quantity*	L	4*	6*	4*	6*
Main filter type		Antistatic M-class star filter	Antistatic M-class star filter	Antistatic M-Class star filter	Antistatic M-Class star filter
Main filter area	cm ²	10.000	35.000	10.000	19.500
Inlet	mm	50	70	50	70
Length x width x height	mm	560x570x1240	1290x600x1640	570x560x1240	910x600x1590
Weight	kg	42	167	37	70

* The maximum collection capacity derives from the presence of the inertization system. Local Standard requirements may impose even stricter limits, in terms of max collectable powder quantity.

Range for metal dust conductive powders group IIIC, up to ST2: Not Requiring immersion separators

TECHNICAL DATA	Unit	VHS011 LC Z22 EXA	VHS110 Z22 EXA	VHS210 Z22 EXA	T40WPLUS L100 Z22 EXA
Voltage	V	230	230	230	400
Frequency	Hz	50	50	50	50
Protection class	IP	64	64	64	65
Insulation class	Class	F	F	F	F
Rated power	kW	0,9	1.1	2	4
Air consumption at 6 bar	Nl/min				
Required pressure	bar	3400 – 208	3600 - 216	5333 – 320*	8150 - 489
Airflow without hose	L/min	21 – 210	22 - 220	28-280*	19-190
Vacuum max	kPa	15	37	*	100
Sound pressure level	dB(A)	*	76	*	71
Max. dust quantity*	L	165			
Main filter type		M Class antistatic cartridge	M CLASS antistatic star filter	*	M-class antistatic star filter
Main filter area	cm ²	9.000	10.000	*	35.000
Inlet	mm	40	50	50	70
Length x width x height	mm	41x42x86	56x57x124		129x60x164
Weight	kg	22	42	*	167

* The maximum collection capacity derives from the presence of the inertization system. Local Standard requirements may impose even stricter limits, in terms of max collectable powder quantity.

Industrial Vacuums for Additive Manufacturing - ACD



ACD is a new regulation worldwide harmonized, the acronym means Appliances for pick-up of Combustible Dust in a no-classified zone.
ACD third party certified models are safe and suitable in applications where the amount of combustible dust is limited and in a defined zone, together with the machine located in a safe area where combustible dust is not present in the air.



Range for all combustible dust non-conductive, up to ST2

TECHNICAL DATA	Unit	VHS011 LC ACD	VHS120 LC ACD	S3 LC ACD	T40W L100 LC ACD
Voltage	V	230	230	230	400
Frequency	Hz	40	50	50	50
Protection class	IP	33	44	44	55
Insulation class	Class	I	I	I	I
Rated power	kW	1	2	3	4
Airflow without hose	L/ min – m ³ /h	2666 – 165	5500 – 330	8100	8150 - 489
Vacuum max	kPa - mbar	21 – 210	21 – 210	21 – 210	30-300
Container capacity	L	15	37	50-100	100
Sound pressure level	dB(A)	-	74	71	72
Main filter type		M CLASS antistatic cartridges	M CLASS antistatic polyester star Filter	M CLASS antistatic polyester star Filter	M CLASS antistatic polyester star Filter
Main filter area	cm ²	9.000	16.000	19.500	19.500
Inlet	mm	40	50	70	70
Length x width x height	mm	41x42x78	56x57x101.5	80x60x130-158	129x60x164
Weight	kg	19	38	68-71	167

Industrial Vacuums for Food, Pharma and OEM



IVT1000

The vacuum for cleanrooms

Small vacuum unit, ideal for clean rooms, where maximum sterilization and full contamination control are standard requirements. It is quiet and can be completely sterilized, the right solution for recovering small quantities of toxic powder (HEPA/ULPA filtration).



VHS110 CR

Cleanroom-friendly, wet & dry

Wet&Dry single phase vacuum cleaner for cleanrooms. The GMP design and the stainless steel execution make it extremely easy to clean and sanitize.

The ULPA15 downstream filter avoids contamination of the cleanroom area, as well the optional upstream HEPA14 or ULPA15 filter secure the highest filtration efficiency in case of very fine dust.



TECHNICAL DATA	Unit	IVT1000	IVT1000 H-CLASS	IVT1000 SAFE PACK	VHS110 CR
Voltage	V	220-240	220-240	220-240	230
Frequency	Hz	50-60	50-60	50-60	50
Protection class	IP	40	40	40	54
Insulation class	Class	-	-	-	I
Rated power	kW	1.2	1.2	1.2	1
Airflow without hose	L/min	2283	2100	2100	2967
Vacuum max	kPa	19.8	20	20	20.5
Sound pressure level	dB(A)	61	61	61	76
Container capacity	L	12.5	12.5	-	37
Dust bag capacity	L	6.5	8	6.5	-
Main filter area	cm ²	2100	2573	2573	10000
Inlet	mm	32	32	32	50
Length x Width x Height	cm	30x30x62.5	30x30x72.5	30x30x70	56x57x124
Weight	kg	9	11.5	9	39

Industrial Vacuums for Food, Pharma and OEM



VHW200 – VHW201 – VHW210 – VHW211



The most compact vacuum cleaners for automated applications


From 0.45 up to 0.85 kW power, these three-phase fixed industrial vacuums are the smallest of Nilfisk range and are ideal to be integrated in process machines for the extracting and recovering of small quantities of dust or trimmings. Designed in compliance with GMP requirements, they are quiet and provide excellent filtration thanks to the main filter bag and the HEPA H14 upstream absolute filter as standard.

VHW310 – VHW311



Best onboard vacuum technology

1.5 kW power. Ideal to be integrated into process machine where only a limited space is available and high performances are required. Model VHW311 can be easily upgraded on the field with absolute filter and wheels, so as to become a mobile industrial vacuum.



TECHNICAL DATA	Unit	VHW200	VHW201	VHW210	VHW211	VHW310	VHW311
Voltage	V	400	400	400	400	400	400
Frequency	Hz	50	50	50	50	50	50
Protection class	IP	55	55	55	55	55	55
Insulation class	Class	I	I	I	I	I	I
Rated power	kW	0.45	0.45	0.85	0.85	1.5	1.5
Airflow without hose	L/min	1192	1192	1933	1933	3500	3500
Vacuum max	kPa	14.8	14.8	21	21	24	24
Sound pressure level	dB(A)	56	56	62	59	61	60
Container capacity	L	1	6.5	6.5	6.5	15	15
Main filter area	cm ²	1330	1840	1840	1840	4200	4200
Inlet	mm	40	40	40	40	50	50
Length x Width x Height	cm	53x27x41.5	42x43x82	64x33x47.5	42x43x82	42x71x90.5	42x71x90.5
Weight	kg	17	25	23	31	49	61

Industrial Vacuums for Food, Pharma and OEM



VHW320 – VHW321

Multifunctional innovation

1.5 kW power. Ideal to be used both as equipment of process machines and/or for cleaning and maintenance activities, they mount the new PullClean system to clean effectively the cartridge filter while the vacuum is running. VHW321, thanks to its innovative and smooth design, is extremely easy to clean and sanitize (GMP conformity). The H-class certified vac allows the safe replacement of the absolute filter without getting in contact with hazardous material.



VHW420 – VHW421

When hygiene meets performances

2.2 kW power. Model VHW420 has been designed to ensure the highest performances in fully automated applications operating 24/7. Model VHW421 is the perfect symbiosis between performances and hygienic design for GMP requirements, it is easy to clean and sanitize but powerful.



TECHNICAL DATA	Unit	VHW320	VHW321	VHW420	VHW421
Voltage	V	400	400	400	400
Frequency	Hz	50	50	50	50
Protection class	IP	55	55	55	55
Insulation class	Class	F	F	F	F
Rated power	kW	1.5	1.5	2.2	2.2
Airflow without hose	L/min	3200	3200	5100	5100
Vacuum max	kPa	18.5	18.5	19	19
Sound pressure level	dB(A)	60	61	63	65
Container capacity	L	25	25	46	46
Main filter area	cm ²	10000	10000	20000	20000
Inlet	mm	50	50	70	70
Length x Width x Height	cm	44x78x117	44x73.5x117	54x97x139	54x97x139
Weight	kg	73	83	100	113

Industrial Vacuums for Food, Pharma and OEM



VHW440 – VHW441



The highest performances for total hygiene productions

4 kW power, it provides excellent performances in terms of vacuum, airflow and filtration for the total cleaning of production areas. VHW441, thanks to its smooth design, is extremely easy to clean and sanitize (GMP conformity).



TECHNICAL DATA	Unit	VHW440	VHW441
Voltage	V	400	400
Frequency	Hz	50	50
Protection class	IP	55	55
Insulation class	Class	F	F
Rated power	kW	4	4
Airflow without hose	L/min	7000	7000
Vacuum max	kPa	23	23
Sound pressure level	dB(A)	67	67
Container capacity	L	46	46
Main filter area	cm ²	20000	20000
Inlet	mm	70	70
Length x Width x Height	cm	54x97x139	54x97x139
Weight	kg	113	113

Industrial Vacuums for Packaging and Trims



R series




The fastest way to collect trims

From 0.85 to 4 kW power, suitable for the recovery of trims and cuttings (paper, plastic, textile) from production lines. Suction power, construction features and dimensions are therefore tailored according to the production machines they need to serve.



TECHNICAL DATA	Unit	R104	R154	R155	R305	3507W R
Voltage	V	230/400	230/400	230/400	230/400	230/400
Frequency	Hz	50	50	50	50	50
Protection class	IP	55	55	55	55	55
Insulation class	Class	F	F	F	F	F
Rated power	kW	0.9	1.1	1.1	2.2	4
Airflow without hose	L/min	2600	3300	3300	5100	8600
Vacuum max	kPa	23	21	21	31	29
Sound pressure level	dB(A)	68	72	72	75	74
Container capacity	L	114	114	150	150	215
Main filter area	cm ²	11500	11500	14350	14350	19000
Inlet	mm	50	50	50	50	70
Length x Width x Height	cm	56x120	56x120	66x125	66x125	120x70x140
Weight	kg	38	40	47	61	155

Pneumatic Conveyors



PNEUMATIC CONVEYORS



Nilfisk pneumatic conveyors can be compressed air or electrically driven, and are compliant with EU Regulation 1935/2004 – available in ATEX versions and suitable for collecting combustible powder. The range of conveyors offered includes stand-alone and customized, ready-to-use machines, that require minimal installation effort and offer a wide range of performance options tailored to industry or desired material processing needs. Nilfisk pneumatic conveyor lines include the 3-Series, 9-Series, AX-Series and PCT-421FG-Series respectively.



SECTOR OF APPLICATION	MATERIALS	*KG/H	TECHNOLOGY	PUMP (SIZE) OR MOTOR (KW)	CERTIFICATIONS	ADVISED CONVEYOR
FOOD AND PHARMA	Fine powders / Grains	550-1100	Venturi ejectors vacuum	2 ejectors	FDA Ex	3CP0422-220
	Fine powders / Grains	250-800	Venturi ejectors vacuum	2 ejectors	FDA Ex	3CP0422-150
	Fine powders / Grains	150-550	Venturi ejectors vacuum	2 ejectors	FDA Ex	3VP0322-100
	Fine powders	550-1100	Electric vacuum	0.55 KW	FDA Ex	3CT0322-150 F25
	Fine powders	150-650	Electric vacuum	0.55 KW	FDA Ex	3CT0422-150
	Fine powders	150-400	Electric vacuum	0.55 KW	FDA Ex	3VT0322-100
	Empty capsules	40.000**	Electric blowing	0.40 KW	FDA Ex	9GT1645-282A X
	Empty capsules	65.000**	Electric blowing	1.00 KW	FDA Ex	9GT1645-282A FC X
Fragile grains / Tablets	100-600	Electric vacuum	2.20 KW		PCT421FG	

** capsules per minute

FOOD AND OTHER INDUSTRIES	Fine powders /Grains	550-1110	Venturi ejectors vacuum	2 ejectors	FDA Ex	3CP0422-220
	Fine powders	550-1110	Electric vacuum	0.55 KW	FDA Ex	3CT0422-220 F25
	Grains	100-300	Electric vacuum	1 KW		A128XRF
	Grains	100-300	Electric vacuum	1 KW		A128XR

FOOD AND PHARMA	Powders or grains	2100-3000	Electric	12.5 KW		Systems
	Powders or grains	1600-2100	Electric	7.5 KW		
	Powders or grains	900-1600	Electric	4 KW		
	Powders or grains	500-900	Electric	2 KW		
	Powders or grains	100-300	Electric	1 KW		

OTHER INDUSTRIES	Powders or grains	2100-3000	Electrical	12.5 KW		Systems
	Powders or grains	1600-2100	Electrical	7.5 KW		
	Powders or grains	900-1600	Electrical	4 KW		
	Powders or grains	500-900	Electrical	2 KW		
	Powders or grains	100-300	Electrical	1 KW		

*performance may vary depending on the material's bulk, density and the conveying length.

Centralized Vacuum Systems



CENTRALIZED VACUUM SYSTEMS

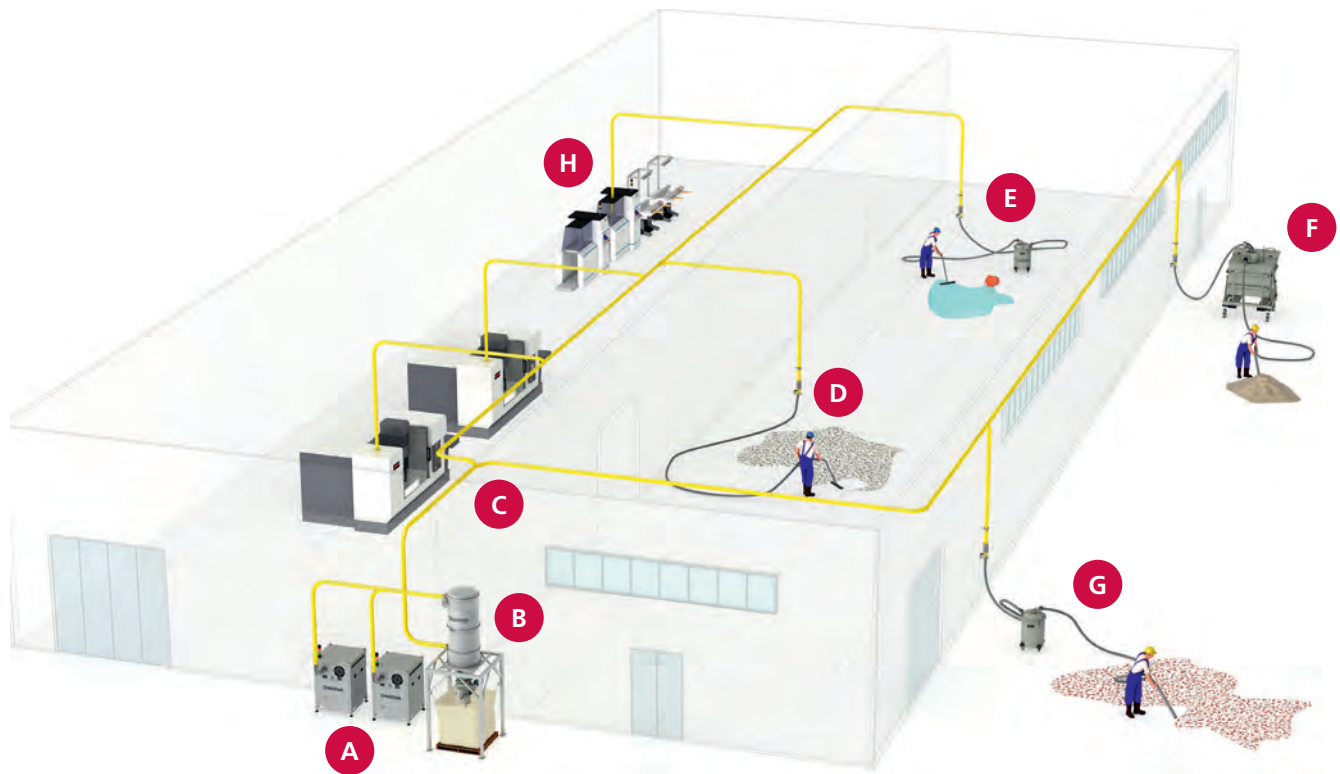
Centralized vacuum systems are the perfect tool to efficiently clean wide areas, with a lot of floor space, large amounts of waste to collect and even when interconnected to process machines to provide vacuum where needed.

Many the advantages:

- It allows to collect materials from many inlets simultaneously;
- it can work continuously, allowing an immediate saving on resources;
- vacuumed materials are collected in one single container, placed either inside or outside the factory, making it easier for the operators to provide for their disposal or recycling.

Centralized vacuum systems consist essentially of a suction unit, a control panel, a filtration system, a discharge system and a series of pipes with inlets in the requested positions.

The new range has been designed in order to be modular, silent, green. Simply smart.



A Suction Unit

B Silo/Filter Chamber

C Pipeline

D Inlet for the tools quick connections

E Liquid pre-separator

F Heavy Duty Pre-Separator

G Hot material pre-separator

H Process machines interconnection

GM 80P – Single-phase Dry



Lightweight and heavy-duty performance

- Low noise operation
- Washable filter in Polyester or Cotton material
- PTFE (non-stick) and Nomex (heat resistant) filter optional
- 9 liters container capacity
- Lightweight aluminium construction – built for years of heavy duty cleaning
- Unique dual filter solution available with HEPA or ULPA exhaust filters
- Bagless operation possible
- Dust class L-certification

Lightweight and portable, the Nilfisk GM 80P is the symbol of Nilfisk quality and provides durability, high performance and efficient cleaning – required by dust control professionals.

The sturdy aluminium container means that the vacuum cleaner is almost indestructible and therefore especially suitable for rough and heavy duty cleaning.

Mounted on a strong steel trolley with large rubber wheels, the machine is easy to manoeuvre. Ideal for e.g. production lines, chemi/pharma industries, hospitals and offices.



TECHNICAL DATA

GM 80P LC

Rated power (W)	1200
Inlet (mm)	38
Container capacity (l)	12.25
Main filter type	COTTON
Suction power end of tube (W)	270
Main filter area (cm ²)	2100
Length x width x height (mm)	390x300x410
Weight (kg)	8

FEATURES

Detachable cord	•
Robust steel chassis	•
Fleece filter bag	•
Washable filter	•
L-class hazardous dust approval	•

STANDARD EQUIPMENT

HOSE 38/32MM 2M STEEL BENT END	12097500
EXTENSION TUBE D32	11112401
BRUSH ROUND GREY 100 NATU	11276901
CREVICE NOZZLE KIT	81140900
COMBI NOZZLE ROLLER PC D32	140 8492 510
FILTER COTTON GS/GM 80	61543000
MICRO-STATIC FILTER	11641000
TUBE BENT END D32 STEEL KIT	107402630

ITEM NO.	107418493
-----------------	------------------

VHS 40 – Single-phase Wet & Dry



Superior and powerful vacuum cleaner

- InfiniClean™ – Automatic filter cleaning system with minimized performance loss
- PTFE long-life filter with non-stick membrane and minimum 99,9% filtration efficiency
- Push&Clean™ – Semi-automatic filter cleaning system.
- Dust class L certification
- Unique dual filter solution available with HEPA filtration.
- Robust container with steel castors and bumper.
- MultiFit accessory system for the ultimate in task flexibility
- Flexible rubber straps, tool box storage and optional trolley handle for convenient storage and transport
- Optional motor cooling filter, exhaust air collector and Long-Life filter bag

The VHS 40 vacuum cleaner series sets a new standard for design and feature level of the Nilfisk wet & dry vacuum portfolio. With innovative filtration system, improved performance and robust design, this range represents a superior solution for professional customers looking for a safe and reliable machine. VHS 40 comes with more suction power, sealed dust system, automatic filter cleaning and several other user benefits – designed to meet the tough requirements within manufacturing and building and construction industries.



TECHNICAL DATA	VHS 40 L30 PC 220-240V 50/60HZ EU	VHS 40 L40 LC FM IC 220-240V 50/60HZ EU
Airflow rate (l/min.)	4500	4500
Vacuum (mbar/kPa)	250/25	250/25
Power Pmax (W)	1400	1400
Power Pic (W)	1200	1200
Mains connection (V/~/Hz/A)	230/1/50-60/16	230/1/50-60/16
Working sound level (dB(A))	60	60
Container volume (l-max)	30	42
Main filter type	PTFE	PTFE
El cable (m)	7.5	7.5
Filter cleaning system	Push&Clean	InfiniClean
Length x width x height (mm)	565x385x520	565x385x600
Weight (kg)	14.5	16
FEATURES		
Softstart	•	•
Anti-static system	•	•
Push&Clean filter cleaning	•	
Hose and cable holder	•	•
InfiniClean		•
Disposal bag 1 pcs		•
Fleece filter bag 1 pcs.	•	•
STANDARD EQUIPMENT		
FLAT FILTER PTFE M-CLASS 1 PCS	107413540	107413540
CURVED HAND TUBE Ø36MM SS		46691
EXTENSION TUBE Ø36 2X505MM SS	107408074	107408074
TOOL ADAPTER WITH SUCTION REGULATION D32	107409977	
HOSE Ø36X4000 MM AS RED		107413544
UNIV HOSE WITH HAND TUBE D32X3500 CPL.	107409976	
FLOOR NOZZLE Ø36X300MM	302002331	
FLOOR NOZZLE D36X400MM W/D		302003666
CREVICE NOZZLE D36X200	29541	29541
ITEM NO.	107412160	107412165

VHS 42 M-H – Singlephase for hazardous dusts



Powerful and safe dust extractor for hazardous dust

- InfiniClean™ – Automatic filter cleaning system with minimized performance loss
- PTFE long-life filter with non-stick membrane and minimum 99,9% filtration efficiency
- Push&Clean™ – Semi-automatic filter cleaning system on selected models.
- Dust class M and H certification including Asbestos
- Unique dual filter solution available for H-class/HEPA – including 3-stage filtration
- Flow sensor with combined acoustic and LED warning
- Robust container with steel castors and bumper.
- MultiFit accessory system for the ultimate in task flexibility
- Flexible rubber straps, tool box storage and optional trolley handle for convenient storage and transport
- Optional motor cooling filter, exhaust air collector and Long-Life filter bag

The VHS 42 M/H dust extractor series sets a new standard for design and feature level of the Nilfisk wet & dry vacuum portfolio. With innovative filtration system, improved performance, robust design and dust class M/H certification, this range represents a superior solution for professional customers looking for a reliable machine to protect workers health and safety. VHS 42 M/H comes with more suction power, sealed dust system, automatic filter cleaning and several other user benefits – designed to meet the tough requirements in building & constructions and other industries when picking up hazardous dust.



TECHNICAL DATA	VHS 42 L30 HC PC 220-240V 50/60HZ EU	VHS 42 L30 MC PC 220-240V 50/60HZ EU	VHS 42 L40 HC IC 220-240V 50/60HZ EU	VHS 42 L40 MC IC 220-240V 50/60HZ EU
Airflow rate (l/min.)	4500	4500	4500	4500
Vacuum (mbar/kPa)	250/25	250/25	250/25	250/25
Power Pmax (W)	1400	1400	1400	1400
Power Piec (W)	1200	1200	1200	1200
Mains connection (V~/Hz/A)	230/1/50-60/16	230/1/50-60/16	230/1/50-60/16	230/1/50-60/16
Working sound level (dB(A))	60	60	60	60
Container volume (l-max)	30	30	42	42
Main filter type	PTFE/Cellulose H-class	PTFE	PTFE/Cellulose H-class	PTFE
El cable (m)	7.5	7.5	7.5	7.5
Filter cleaning system	Push&Clean	Push&Clean	InfiniClean	InfiniClean
Length x width x height (mm)	565x385x520	565x385x520	565x385x605	565x385x605
Weight (kg)	14.5	14.5	16	16
FEATURES				
Softstart	•	•	•	•
Dual filter system	•		•	
Anti-static system	•	•	•	•
Push&Clean filter cleaning	•	•		
InfiniClean			•	•
Disposal bag 1 pcs				•
Fleece filter bag 1 pcs.		•		•
STANDARD EQUIPMENT				
FLAT FILTER PTFE M-CLASS 1 PCS	107413540	107413540	107413540	107413540
FILTER ELEMENT Ø140X75 H-CLASS/HEPA	107413555		107413555	
CURVED HAND TUBE Ø36MM SS	46691	46691	46691	46691
EXTENSION TUBE Ø36 2X505MM SS	107408074	107408074	107408074	107408074
TOOL ADAPTER D27 QUICKSYSTEM	302000535	302000535	302000535	302000535
HOSE Ø36X4000 MM AS RED	107413544	107413544	107413544	107413544
FLOOR NOZZLE Ø36X300MM	302002331	302002331		
FLOOR NOZZLE D36X400MM W/D			302003666	302003666
CREVICE NOZZLE D36X200	29541	29541	29541	29541
ITEM NO.	107412162	107412161	107412167	107412166

IVB 961-0L – Industrial Health & Safety Wet & Dry



A versatile, high-performance unit for demanding day-in/ day-out vacuumings

- Two motor industrial performance
- Washable PET Fleece, big surface filter for high efficiency and low maintenance costs
- Push & Clean filter cleaning system for high efficiency
- Stainless steel tiltable and removable 70 L container for easy handling and disposal
- Complete package with 38 mm accessories with stainless steel tubes and 400 mm wet&dry floor nozzle
- 10 meter cable for a large working radius
- Applicable for wet & dry pick up by reliable floating system
- Robust fleece filter bag standard

Whether it's a factory floor or warehouse loading dock, when spills happen they need to be cleaned quickly and effectively. Apart from the mess, unattended spills can create a hazard that can prove both dangerous and costly.



TECHNICAL DATA	IVB 961-0L
Rated power (W)	2x1200
Inlet (mm)	50 MultiFit
Dust class	L
Container capacity (l)	70
Main filter type	PET
Suction power end of tube (W)	270
Main filter area (cm ²)	7800
Length x width x height (mm)	580x600x970
Weight (kg)	30
FEATURES	
Tilting container	•
Anti-static system	•
Wet & dry performance	•
Low working sound level	•
Stainless steel container	•
Push&Clean filter cleaning	•
Fleece filter bag 1 pcs.	•
STANDARD EQUIPMENT	
FILTER ELEMENT D275X187 PET NANO M-CLASS	107400562
UNI. SUCTION HOSE Ø38X4000MM EVA	302002796
CURVED HAND TUBE D38 MM SS	302002889
EXTENSION TUBES R38 2X500 KIT	107402474
FLOOR NOZZLE D38x400 WET AND DRY	302002798
CREVICE NOZZLE Ø38x300 MM PP	302002890
ITEM NO.	302002914

IVB 965 SD XC – Industrial Health & Safety Wet & Dry



For heavy-duty industrial cleaning and hazardous dust collection

- Two motor industrial performance
- XtremeClean fully automatic filter cleaning system for high efficiency also in H class
- Big surface filter for high efficiency and low maintenance costs
- Stainless steel sit down container for easy handling and disposal
- 10 meter cable for a large working radius
- Disposal bag standard
- Socket for automatic on/off (only -2H/M model)

The tougher the cleaning, the better the vacuum cleaner needs to be. This is why so much thought has gone into the design of the IVB 965-21 SD. With 7200 ltr. per minute of air flow, and 3000 W of maximum power, it is capable of fast, productive cleaning of dirt, metal chips and liquid spills.



TECHNICAL DATA	IVB 965-0L	IVB 965-2H/M
Rated power (W)	2x1200	2x1200
Inlet (mm)	50 MultiFit	50 MultiFit
Dust class	L	H/M
Container capacity (l)	50	50
Main filter type	PET Nano	Paper/Glass Fibre
Suction power end of tube (W)	270	270
Main filter area (cm ²)	7800	7800
Length x width x height (mm)	615x690x990	615x690x990
Weight (kg)	45	45
FEATURES		
Anti-static system	•	•
Motor speed control	•	•
Low working sound level	•	•
Washable PET fleece filter	•	•
XtremeClean filter cleaning	•	•
Disposal bag 1 pcs	•	•
STANDARD EQUIPMENT		
FILTER ELEMENT D275X187 H-CLASS		107400564
FILTER ELEMENT D275X187 PET NANO M-CLASS	107400562	
DISPOSAL BAG ATTIX 7 5 PCS	302001480	302001480
SAFETY FILTER BAG H ATTIX 9. 5 PCS		302003473
ITEM NO.	302002916	302002917

IVB 7X – ATEX TYPE 22 – Industrial Health & Safety Wet & Dry



Approved for healthy- and explosion prof cleaning

- Safety vacuum cleaner for dustclass M ATEX Zone 22 approved
- single phase vacuum cleaner EC drive motor technology, long life / ATEX applications
- SoftStart: A gentle motor startup keeps the starting current low. For easy starting on limited electrical systems Auto On/Off. In combination with powered tools the machine starts and stops automatically when you start or stop the power tool Tilt or LiftOut container emptying.
- The 70 liter stainless steel container can be easily tilted in the frame or lifted off for emptying.

The IVB 7X M class is equipped with the unique EC drive motor system. This ensures long live time and enables use in ATEX zone 22 areas. The IVB 7X is approved according to ATEX directive 94/9/EC for the use in Zone 22.



TECHNICAL DATA

IVB 7-M ATEX TYPE 22

Rated power (W)	1200
Inlet (mm)	50 type 22
Dust class	M
Container capacity (l)	70
Main filter type	PET
Suction power end of tube (W)	270
Main filter area (cm ²)	3000
Length x width x height (mm)	580x605x970
Weight (kg)	27.2
FEATURES	
Filter bag	•
Motor speed control	•
Automatic On/Off-elec. tools	•
ATEX hazardous TYPE 22 approval	•
Extra socket for tool	•
STANDARD EQUIPMENT	
FILTER ELEMENT Ø185X140 PET M-CLASS	302000490
HOSE Ø36X4000MM W COUPLING TYPE 22	44193
ITEM NO.	302001895

IVB 995 ATEX TYPE 22 – Industrial Health & Safety Wet & Dry



Health&Safety Wet&Dry vacuum cleaners for ATEX Zone 22 explosive dust

- Industrial specifications, robust construction, and powerful... the definition of IVB 9
- Approved for ATEX Zone 22, M and H Class
- 2 Brushless EC (Electronic Controlled) motors
- Two motor Industrial performance
- XtremeClean fully automatic filter cleaning system for high efficiency in H and M Class
- Big surface H Class filter for high efficiency and low maintenance costs
- Stainless Steel SitDown container for perfect handling and disposal
- 10 meter cable for a large working radius
- Disposal and Safety filter bag standard

The IVB 995-0H/M SD XC TYPE 22 is the most powerful two-motor vacuum cleaner that is approved to be used for both M and H-Class dust in Zone 22 environments. Featuring XtremeClean filter cleaning and a Stainless Steel SitDown container. The perfect concept for Industrial use where safety is a must.



TECHNICAL DATA

IVB 995 ATEX TYPE 22

Rated power (W)	2x1100
Inlet (mm)	50 Type 22
Dust class	H/M
Container capacity (l)	50
Main filter type	Paper/Glass Fibre
Suction power end of tube (W)	270
Main filter area (cm ²)	10000
Length x width x height (mm)	615x690x990
Weight (kg)	45

FEATURES

Softstart	•
Anti-static system	•
Low working sound level	•
M-class hazardous dust approval	•
H-class hazardous dust approval	•
ATEX hazardous TYPE 22 approval	•
XtremeClean filter cleaning	•

STANDARD EQUIPMENT

FILTER ELEMENT D275X187 H-CLASS	107400564
MOTOR COOLING AIR FILTER ATTIX9/IVB9	107400041

ITEM NO.	302002919
-----------------	------------------

Overview of accessories




Fixed floor nozzle
Type 22, Ø50x600 mm



Pipe cleaning nozzle



filter bag sets, 5 pcs.



Safety filter bag, 5 pcs.



MAC/floor kit (38mm)
Multi fit rubber hose (38mm)



Vacuum cleaner kit
For special health and safety applications



Oven cleaning set
Ø38mm



Industrial set
Ø50mm



Chip set
Ø50mm



C 100.7 – Compact



The light entry-level, high-pressure washer that will power up your basic outdoor cleaning

- The lightest Nilfisk.100 bar max pressure.
- Aluminum pump for high durability.
- Handles mildly dirty surfaces up to 25 m²/ hour.
- Choice of Tornado or Powerspeed (high impact) nozzles.
- 5m high-pressure hose.
- Click&Clean connectivity for accessories.
- Compact and easy to use, move around and store.

This light, compact and easy to handle Nilfisk high-pressure washer is ideal for basic garden cleaning. It offers a maximum pressure of 100 bar - which is enough to be efficient on mildly dirty surfaces.



TECHNICAL DATA	C 100.7-5 - EU
Pump pressure (bar/MPa)	Max 100 / Max 10
Water flow Qmax/Qiec (l/h)	440 / 320
Max. inlet temperature (°C)	40
Rated power (kW)	1.3
Weight (kg)	5.1
Hose length (m)	5
Cable length (m)	5
Length x width x height (cm)	20 x 30 x 46
Voltage/phase/frequency/current (V/~ /HZ/A)	220 - 240 / 1~/50 /6.0
FEATURES	
Aluminium pump	•
Lance and spray gun storage	•
Click&Clean (C&C) nozzle concept	•
Gun with quick connection and swivel	•
Automatic start/stop	•
STANDARD EQUIPMENT	
HOSE 5M	126481137
G1 GUN NILFISK	128500908
FOAMSPRAYER WITH BOTTLE	128500077
G2 C&C SPRAY LANCE	128500073
C&C POWERSPEED	128500298
TORNADO G2 TURQUOISE	126481122
ITEM NO.	128470902

C 110.7/ C 110.7 X-TRA – Compact



The compact and highly manoeuvrable high pressure washer for basic outdoor cleaning tasks


- 110 bar max pressure. Aluminum pump for high durability.
- Handles mildly dirty surfaces up to 25 m²/ hour.
- Choice of Tornado or Powerspeed (high impact) nozzles.
- 5m high-pressure hose.
- Click&Clean connectivity for accessories.
- Compact and easy to use, move around and store.
- The X-TRA model features a built-in trolley for increased mobility.

This light, compact and easy to handle Nilfisk high-pressure washer is ideal for basic garden cleaning. It offers a maximum pressure of 110 bar - which is enough to be efficient on light to moderately dirty surfaces.



TECHNICAL DATA	C 110.7-5 EU	C 110.7-5 PC X-TRA EU	C 110.7-5 X-TRA EU
Pump pressure (bar/MPa)	Max 110/ Max 11	Max 110/ Max 11	Max 110/ Max 11
Water flow Qmax/Qieq (l/h)	440 / 310	440 / 310	440 / 310
Max. inlet temperature (°C)	40	40	40
Rated power (kW)	1.4	1.4	1.4
Weight (kg)	6	6	6
Hose length (m)	5	5	5
Cable length (m)	5	5	5
Length x width x height (cm)	26 x 29.5 x 66	26 x 29.5 x 66	26 x 29.5 x 66
Voltage/phase/frequency/current (V~/HZ/A)	220 - 240 / 1~/ 6.0	220 - 240 / 1~/ 6.0	220 - 240 / 1~/ 6.0
FEATURES			
Trolley		•	•
Aluminium pump	•	•	•
Lance and spray gun storage	•	•	•
Click&Clean (C&C) nozzle concept	•	•	•
Gun with quick connection and swivel	•	•	•
Automatic start/stop	•	•	•
STANDARD EQUIPMENT			
HOSE 5M	126481137	126481137	126481137
G1 GUN NILFISK	128500908	128500908	128500908
FOAMSPRAYER WITH BOTTLE	128500077	128500077	128500077
G2 C&C SPRAY LANCE	128500073	128500073	128500073
COMPACT PATIO		128500700	
TORNADO G2 TURQUOISE	126481122	126481122	126481122
ITEM NO.	128470920	128471000	128470921

C 120.7 – Compact



The compact and highly manoeuvrable high pressure washer. With added power for occasional cleaning

- 120 bar max pressure. Aluminum pump for high durability.
- Handles mildly dirty surfaces up to 30 m²/ hour.
- Choice of Tornado PR (pressure regulation) or Powerspeed (high impact) nozzles. 6m high-pressure hose.
- Click&Clean connectivity for accessories.
- Compact and easy to use, move around and store.
- The X-TRA model features a built-in trolley for increased mobility.

This light, compact and easy to handle Nilfisk high-pressure washer is ideal for basic garden cleaning. It offers a maximum pressure of 120 bar - which is enough to be efficient on light to moderately dirty surfaces.



TECHNICAL DATA	C 120.7-6 EU
Pump pressure (bar/MPa)	Max 120 / Max 12
Water flow Qmax/Qiec (l/h)	440 / 310
Max. inlet temperature (°C)	40
Rated power (kW)	1.4
Weight (kg)	6.2
Hose length (m)	6
Cable length (m)	5
Length x width x height (cm)	26 x 29.5 x 71
Voltage/phase/frequency/current (V~/HZ/A)	220 - 240 / 1~ / 50 / 6.2
FEATURES	
Trolley	•
Aluminium pump	•
Lance and spray gun storage	•
Click&Clean (C&C) nozzle concept	•
Gun with quick connection and swivel	•
Automatic start/stop	•
STANDARD EQUIPMENT	
HOSE 6M	126481138
G1 GUN NILFISK	128500908
FOAMSPRAYER WITH BOTTLE	128500077
G2 C&C SPRAY LANCE	128500073
COMPACT PATIO	
DRAIN AND TUBE 8M	
PR TORNADO DARK BLUE	126481120
FIXED BRUSH SHORT NILFISK SP	
ITEM NO.	128470930

C 125.7 X-TRA – Compact



The handy high pressure washer with plenty of power. The best for basic outdoor cleaning task

- 125 bar max pressure
- Aluminum pump for high durability
- Handles moderate to tough dirt on surfaces up to 30 m²/hour
- Choice of Tornado PR (pressure regulation) or Powerspeed (high impact) nozzles
- 6m high-pressure hose
- Click&Clean connectivity for accessories
- Compact and easy to use, move around and store
- The X-TRA model features a built-in trolley for increased mobility

The best performing model of the compact high pressure washers. It offers a maximum pressure of 125 bar and increased waterflow - ideal for cleaning moderate to tough dirt from surfaces.



TECHNICAL DATA

C 125.7-6 X-TRA EU

Pump pressure (bar/MPa)	Max 125 / Max 12,5
Water flow Q _{max} /Q _{iec} (l/h)	460 / 320
Max. inlet temperature (°C)	40
Rated power (kW)	1.5
Weight (kg)	6.6
Hose length (m)	6
Cable length (m)	5
Length x width x height (cm)	27 x 30 x 82
Voltage/phase/frequency/current (V~/HZ/A)	220 - 240 / 1~ / 50 / 6.4

FEATURES

Trolley	•
Hose reel	•
Aluminium pump	•
Lance and spray gun storage	•
Click&Clean (C&C) nozzle concept	•
Gun with quick connection and swivel	•
Automatic start/stop	•

STANDARD EQUIPMENT

HOSE 6M	126481138
G1 GUN NILFISK	128500908
FOAMSPRAYER WITH BOTTLE	128500077
G2 C&C SPRAY LANCE	128500073
COMPACT PATIO	
DRAIN AND TUBE 8M	
C&C POWERSPEED	128500298
PR TORNADO DARK BLUE	126481120
FIXED BRUSH SHORT NILFISK SP	

ITEM NO.	128470951
-----------------	------------------

Core 125



The powerful and handy high-pressure washer for basic use

- 125 max pressure
- Long life metal pump
- Cleaning speed index: 35
- Automatic start/stop system
- Gentle & Rough nozzles system with user guidance
- Trolley for high mobility
- Click&Clean connectivity for quick and easy change of accessories
- Hose Pocket
- Quick Connect
- 5m Ultraflex hose
- Nozzle user guide

This elegant Nilfisk high pressure washer easily handles your cleaning tasks.



TECHNICAL DATA	Core 125-5 Car wash EU	Core 125-5 Home EU	Core 125-5 PCA EU	Core 125-5 PC EU	Core 125-5 EU
Pump pressure (bar/MPa)	Max 125	Max 125	Max 125	Max 125	Max 125
Water flow Qmax/Qiec (l/h)	438/312	438/312	438/312	438/312	438/312
Max. inlet temperature (°C)	40	40	40	40	40
Rated power (kW)	1.4	1.4	1.4	1.4	1.4
Weight (kg)	6.4	6.4	6.4	6.4	6.4
Hose length (m)	5	5	5	5	5
Cable length (m)	5	5	5	5	5
Length x width x height (cm)	71.7 x 29 x 30	71.7 x 29 x 30	71.7 x 29 x 30	71.7 x 29 x 30	71.7 x 29 x 30
Voltage/phase/frequency/current (V~/HZ/A)	220 - 240 / 1~/50-60 / 5.8	220 - 240 / 1~/50-60 / 5.8	220 - 240 / 1~/50-60 / 5.8	220 - 240 / 1~/50-60 / 5.8	220 - 240 / 1~/50-60 / 5.8
FEATURES					
Trolley	•	•	•	•	•
Hose reel	•	•	•	•	•
Storage of accessories	•	•	•	•	•
Cable storage	•	•	•	•	•
Gun with quick connection and swivel	•	•	•	•	•
Hose and cable holder	•	•	•	•	•
Pressure regulation in nozzle	•	•	•	•	•
STANDARD EQUIPMENT					
G1 GUN NILFISK	128500908	128500908	128500908	128500908	128500908
POWER SPEED NOZZLE	128501153	128501153	128501153	128501153	128501153
C&C TORNADO PR EXCELLENT	128500303	128500303	128500303	128500303	128500303
FOAMSPRAYER WITH BOTTLE	128500077	128500077	128500077	128500077	128500077
COMPACT PATIO		128500700	128500700	128500700	
ITEM NO.	128471253	128471252	128471251	128471250	128471289

Core 130 – Powercontrol



The powerful and handy high-pressure washer for basic use with powercontrol

- 130 max pressure
- Long life metal pump
- Cleaning speed index: 35
- Automatic start/stop system
- Gentle & Rough nozzles system with user guidance
- Trolley for high mobility
- Click&Clean connectivity for quick and easy change of accessories
- Hose Pocket
- Quick Connect
- 6m Ultraflex hose
- Nozzle user guide
- Power Control

This elegant Nilfisk high pressure washer with power control for adjustable water pressure easily handles your cleaning tasks.



TECHNICAL DATA	Core 130-6 PC - Garden & Carwash	Core 130-6 PC - Garden EU	Core 130-6 PC - Car wash EU	Core 130-6 PC - Home EU	Core 130-6 PC - PCA EU	Core 130-6 PC - PC EU	Core 130-6 PC EU
Pump pressure (bar/MPa)	Max 130/max 13	Max 130/max 13	Max 130/max 13	Max 130/max 13	Max 130/max 13	Max 130/max 13	Max 130/max 13
Water flow Qmax/Qieq (l/h)	462 / 324	462 / 324	462 / 324	462 / 324	462 / 324	462 / 324	462 / 324
Max. inlet temperature (°C)	40	40	40	40	40	40	40
Rated power (kW)	1.5	1.5	1.5	1.5	1.5	1.5	1.5
Weight (kg)	6.6	6.6	6.6	6.6	6.6	6.6	6.6
Hose length (m)	6	6	6	6	6	6	6
Cable length (m)	5	5	5	5	5	5	5
Length x width x height (cm)	71.7 x 29 x 30	71.7 x 29 x 30	71.7 x 29 x 30	71.7 x 29 x 30	71.7 x 29 x 30	71.7 x 29 x 30	71.7 x 29 x 30
Voltage/phase/frequency/current (V~/HZ/A)	220 - 240 / 1~/50-60 / 6.5	220 - 240 / 1~/50-60 / 6.5	220 - 240 / 1~/50-60 / 6.5	220 - 240 / 1~/50-60 / 6.5	220 - 240 / 1~/50-60 / 6.5	220 - 240 / 1~/50-60 / 6.5	220 - 240 / 1~/50-60 / 6.5
FEATURES							
Trolley	•	•	•	•	•	•	•
Hose reel	•	•	•	•	•	•	•
Storage of accessories	•	•	•	•	•	•	•
Cable storage	•	•	•	•	•	•	•
Gun with quick connection and swivel	•	•	•	•	•	•	•
Hose and cable holder	•	•	•	•	•	•	•
Pressure regulation in nozzle	•	•	•	•	•	•	•
STANDARD EQUIPMENT							
G1 GUN NILFISK	128500908	128500908	128500908	128500908	128500908	128500908	128500908
POWER SPEED NOZZLE	128501153	128501153	128501153	128501153	128501153	128501153	128501153
C&C TORNADO	128500076	128500076	128500076	128500076	128500076	128500076	128500076
FOAMSPRAYER WITH BOTTLE	128500077	128500077	128500077	128500077	128500077	128500077	128500077
G2 C&C SPRAY LANCE	128500073	128500073	128500073	128500073	128500073	128500073	128500073
ITEM NO.	128471262	128471261	128471260	128471259	128471258	128471257	128471256

Core 140 – In Hand Powercontrol



The powerful high-pressure washer with in-hand powercontrol for allround use

- 140 max pressure
- Long life metal pump
- Cleaning speed index: 40
- Automatic start/stop system
- Gentle & Rough nozzles system with user guidance
- Trolley for high mobility
- Click&Clean connectivity for quick and easy change of accessories
- Internal Hose reel
- 8m Ultraflex hose
- Nozzle user guide
- In Hand Power Control

This powerful Nilfisk high pressure washer with in hand power control for adjustable water pressure while cleaning easily handles your cleaning tasks.



TECHNICAL DATA

	Core 140-8 PowerControl IH - Premium car	Core 140-8 PowerControl IH - Car wash EU	Core 140-8 PowerControl IH - PDB EU	Core 140-8 PowerControl IH - PAD EU	Core 140-8 PowerControl IH - Home EU	Core 140-8 PowerControl IH - PCA EU	Core 140-8 PowerControl IH EU
Pump pressure (bar/MPa)	Max 140 / max 14	Max 140 / max 14	Max 140 / max 14	Max 140 / max 14	Max 140 / max 14	Max 140 / max 14	Max 140 / max 14
Water flow Qmax/Qiec (l/h)	474/348	474/348	474/348	474/348	474/348	474/348	474/348
Max. inlet temperature (°C)	40	40	40	40	40	40	40
Rated power (kW)	1.8	1.8	1.8	1.8	1.8	1.8	1.8
Weight (kg)	9.2	9.2	9.2	9.2	9.2	9.2	9.2
Hose length (m)	8	8	8	8	8	8	8
Cable length (m)	5	5	5	5	5	5	5
Length x width x height (cm)	88.2 x 37.1 x 30	88.2 x 37.1 x 30	88.2 x 37.1 x 30	88.2 x 37.1 x 30	88.2 x 37.1 x 30	88.2 x 37.1 x 30	88.2 x 37.1 x 30
Voltage/phase/frequency/current (V~/HZ/A)	230 - 240 / 1~/ 50-60 / 7	230 - 240 / 1~/ 50-60 / 7	230 - 240 / 1~/ 50-60 / 7	230 - 240 / 1~/ 50-60 / 7	230 - 240 / 1~/ 50-60 / 7	230 - 240 / 1~/ 50-60 / 7	230 - 240 / 1~/ 50-60 / 7
FEATURES							
Trolley	•	•	•	•	•	•	•
Hose reel	•	•	•	•	•	•	•
Storage of accessories	•	•	•	•	•	•	•
Cable storage	•	•	•	•	•	•	•
Gun with quick connection and swivel	•	•	•	•	•	•	•
Hose and cable holder	•	•	•	•	•	•	•
Pressure regulation in nozzle	•	•	•	•	•	•	•
STANDARD EQUIPMENT							
POWER SPEED NOZZLE	128501153	128501153	128501153	128501153	128501153	128501153	128501153
C&C TORNADO	128500076	128500076	128500076	128500076	128500076	128500076	128500076
FOAMSPRAYER WITH BOTTLE	128500077	128500077	128500077	128500077	128500077	128500077	128500077
CLEANING TOOL BLACK	6520844	6520844	6520844	6520844	6520844	6520844	6520844
G3 GUN WITH INTERMEDIATE TUBE	126481132	126481132	126481132	126481132	126481132	126481132	126481132
G3 LANCE	126481134	126481134	126481134	126481134	126481134	126481134	126481134
ITEM NO.	128471278	128471277	128471276	128471275	128471274	128471273	128471271

Core 140 – power control



The powerful and easy to handle high-pressure washer for allround use

- 140 max pressure
- Long life metal pump
- Cleaning speed index: 40
- Automatic start/stop system
- Gentle & Rough nozzles system with user guidance
- Trolley for high mobility
- Click&Clean connectivity for quick and easy change of accessories
- Internal Hose reel
- 6m Ultraflex hose
- Nozzle user guide
- Power Control

This powerfull Nilfisk high pressure washer with power control for adjustable water pressure easily handles your cleaning tasks.



TECHNICAL DATA	Core 140-6 Power-Control - Premium car wash	Core 140-6 Powercontrol - Premium carwash	Core 140-6 PowerControl - Car wash EU	Core 140-6 PowerControl - PDB EU	Core 140-6 PowerControl - PAD EU	Core 140-6 PowerControl - Home EU	Core 140-6 PowerControl - PCA EU	Core 140-6 PowerControl EU
Pump pressure (bar/MPa)	Max 140 / max 14	Max 140 / max 14	Max 140 / max 14	Max 140 / max 14	Max 140 / max 14	Max 140 / max 14	Max 140 / max 14	Max 140 / max 14
Water flow Qmax/Qiec (l/h)	474 / 348	474 / 348	474 / 348	474 / 348	474 / 348	474 / 348	474 / 348	474 / 348
Max. inlet temperature (°C)	40	40	40	40	40	40	40	40
Rated power (kW)	1.8	1.8	1.8	1.8	1.8	1.8	1.8	1.8
Weight (kg)	8,7	8,7	8,7	8,7	8,7	8,7	8,7	8,7
Hose length (m)	6	6	6	6	6	6	6	6
Cable length (m)	5	5	5	5	5	5	5	5
Length x width x height (cm)	88.2 x 37.1 x 30	88.2 x 37.1 x 30	88.2 x 37.1 x 30	88.2 x 37.1 x 30	88.2 x 37.1 x 30	88.2 x 37.1 x 30	88.2 x 37.1 x 30	88.2 x 37.1 x 30
Voltage/phase/frequency/current (V~/HZ/A)	220 - 240 / 1~/ 50-60 / 7	220 - 240 / 1~/ 50-60 / 7	220 - 240 / 1~/ 50-60 / 7	220 - 240 / 1~/ 50-60 / 7	220 - 240 / 1~/ 50-60 / 7	220 - 240 / 1~/ 50-60 / 7	220 - 240 / 1~/ 50-60 / 7	220 - 240 / 1~/ 50-60 / 7
FEATURES								
Trolley	•	•	•	•	•	•	•	•
Hose reel	•	•	•	•	•	•	•	•
Storage of accessories	•	•	•	•	•	•	•	•
Cable storage	•	•	•	•	•	•	•	•
Gun with quick connection and swivel	•	•	•	•	•	•	•	•
Hose and cable holder	•	•	•	•	•	•	•	•
Pressure regulation in nozzle	•	•	•	•	•	•	•	•
STANDARD EQUIPMENT								
POWER SPEED NOZZLE	128501153	128501153	128501153	128501153	128501153	128501153	128501153	128501153
C&C TORNADO	128500076	128500076	128500076	128500076	128500076	128500076	128500076	128500076
FOAMSPRAYER WITH BOTTLE	128500077	128500077	128500077	128500077	128500077	128500077	128500077	128500077
CLEANING TOOL BLACK	6520844	6520844	6520844	6520844	6520844	6520844	6520844	6520844
G3 GUN WITH INTERMEDIATE TUBE	126481132	126481132	126481132	126481132	126481132	126481132	126481132	126481132
G3 LANCE	126481134	126481134	126481134	126481134	126481134	126481134	126481134	126481134
ITEM NO.	128471270	128471280	128471269	128471268	128471267	128471266	128471265	128471263

Core 150 – power control



The powerful high-pressure washer with powercontrol for allround use

- 150 bar max pressure
- Long-life metal pump
- Cleaning speed index: 40
- Automatic start/stop system
- Gentle & Rough nozzle system with user guidance
- Trolley for high mobility
- Click&Clean connectivity
- 10m ultraflex hose with internal hose reel
- Power control: Adjust pressure with a touch
- Foldable handle and double lance holder for easy storage
- Ultra Torque engine
- Lifting handle

Combining versatility with 150 bar maximum pressure and a host of practical features, including a 10-metre ultraflex hose and long-life metal pump, the Core 150 is a great all-rounder designed to take the stress out of daily cleaning.



TECHNICAL DATA	CORE 150-10 POWERCONTROL - EU	CORE 150-10 POWERCONTROL DP EU	CORE 150-10 POWERCONTROL LUXURY CAR WASH	CORE 150-10 POWERCONTROL P EU	CORE 150-10 POWERCONTROL PA EU	CORE 150-10 POWERCONTROL PAD EU	CORE 150-10 POWERCONTROL LUXURY CAR WASH
Pump pressure (bar/MPa)	Max 150 / max 15	Max 150 / max 15	Max 150 / max 15	Max 150 / max 15	Max 150 / max 15	Max 150 / max 15	Max 150 / max 15
Water flow Qmax/Qiec (l/h)	468 / 378	468 / 378	468 / 378	468 / 378	468 / 378	468 / 378	468 / 378
Max. inlet temperature (°C)	40	40	40	40	40	40	40
Rated power (kW)	2.0	2.0	2.0	2.0	2.0	2.0	2.0
Weight (kg)	8,7	8,7	8,7	8,7	8,7	8,7	8,7
Hose length (m)	11.2	11.2	11.2	11.2	11.2	11.2	11.2
Cable length (m)	5	5	5	5	5	5	5
Length x width x height (cm)	88.2 x 37.1 x 30	88.2 x 37.1 x 30	88.2 x 37.1 x 30	88.2 x 37.1 x 30	88.2 x 37.1 x 30	88.2 x 37.1 x 30	88.2 x 37.1 x 30
Voltage/phase/frequency/current (V~/HZ/A)	230-240 / 1~/50-60 / 10	230-240 / 1~/50-60 / 10	230-240 / 1~/50-60 / 10	230-240 / 1~/50-60 / 10	230-240 / 1~/50-60 / 10	230-240 / 1~/50-60 / 10	230-240 / 1~/50-60 / 10
FEATURES							
Trolley	•	•	•	•	•	•	•
Hose reel	•	•	•	•	•	•	•
Storage of accessories	•	•	•	•	•	•	•
Cable storage	•	•	•	•	•	•	•
Gun with quick connection and swivel	•	•	•	•	•	•	•
Hose and cable holder	•	•	•	•	•	•	•
Pressure regulation in nozzle	•	•	•	•	•	•	•
STANDARD EQUIPMENT							
POWER SPEED NOZZLE	128501153	128501153	128501153	128501153	128501153	128501153	128501153
C&C TORNADO	128500303	128500303	128500303	128500303	128500303	128500303	128500303
PATIO CLEANER		128500702		128500702	128500702	128500702	
CLEANING TOOL BLACK	6520844	6520844	6520844	6520844	6520844	6520844	6520844
G4 SPRAY HANDLE W.SOFT COATING	128500071	128500071	128500071	128500071	128500071	128500071	128500071
G3 LANCE	126481134	126481134	126481134	126481134	126481134	126481134	126481134
DRAIN AND TUBE 8M		128500461				128500461	
ITEM NO.	128471330	128471332	128471333	128471334	128471335	128471336	128471338

E 145.4 – Excellent



The powerful, long-life, low-noise high-pressure washer. Ideal for frequent or larger cleaning tasks

- 145 bar, max pressure
- Sturdy built with aluminum pump and long-life induction motor.
- Automatic start/ stop system
- 9m soft hose or 10 steelarmed hose
- One-hand operated hose reel
- Telescopic handle with sturdy and robust aluminum tubes
- Rubber suspension ensures a lower noise when working
- Easy storage of gun, lance, nozzles and foam sprayer onboard
- Click&Clean nozzle system ensures quick and easy change of nozzle.
- The X-TRA model features a built-in trolley for increased mobility.
- Can be used as stationary machine with optional wall hook

This powerful Nilfisk with long-life induction motor easily handles larger and frequent cleaning tasks.



TECHNICAL DATA	E 145.4-9 PA X-TRA EU	E 145.4-9 POWER X-TRA EU	E 145.4-9 P X-TRA EU	E 145.4-9 X-TRA EU
Pump pressure (bar/MPa)	Max 145/ max 14.5	Max 145/ max 14.5	Max 145/ max 14.5	Max 145/ max 14.5
Water flow Q _{max} /Q _{iecc} (l/h)	500/ 420	500/ 420	500/ 420	500/ 420
Max. inlet temperature (°C)	40	40	40	40
Rated power (kW)	2.1	2.1	2.1	2.1
Weight (kg)	18.6	18.6	18.6	18.6
Hose length (m)	9	9	9	9
Cable length (m)	5	5	5	5
Length x width x height (cm)	39.5 x 34.5 x 90	39.5 x 34.5 x 90	39.5 x 34.5 x 90	39.5 x 34.5 x 90
Voltage/phase/frequency/current (V~/HZ/A)	230 - 240 / 1~ / 50 / 9.5	230 - 240 / 1~ / 50 / 9.5	230 - 240 / 1~ / 50 / 9.5	230 - 240 / 1~ / 50 / 9.5
STANDARD EQUIPMENT				
HOSE TEXTILE SOFT 9M FOR MODEL	128500654	128500654	128500654	128500654
FOAMSPRAYER WITH BOTTLE	128500077	128500077	128500077	128500077
G4 SPRAY HANDLE W.SOFT COATING	128500071	128500071	128500071	128500071
PATIO CLEANER	128500702		128500702	
NILFISK POWER PATIO		128500955		
G4 NOZZLE TUBE SHORT	128500676	128500676	128500676	128500676
TORNADO CC 4 DOTS DARK BLUE	128500854	128500854	128500854	128500854
POWER SPEED NOZZLE	128501153	128501153	128501153	128501153
ROTARY BRUSH	126411395			
ITEM NO.	128471189	128471193	128471187	128471185

E 150.2 – Excellent



The powerful, long-life, high-pressure washer. With long hose range for larger cleaning tasks

- 150 bar, max pressure.
- Sturdy built with alluminum pump and long-life induction motor.
- Automatic start/ stop system.
- 10m reinforced steelarmed hose for wider coverage and long life or 9m soft hose
- One-hand operated hose reel
- Telescopic handle with sturdy and robust aluminum tubes.
- Rubber suspension ensures a lower noise when working
- Easy storage of gun, lance, nozzles and foam sprayer onboard.
- Convenient storage of electric cable.
- Click&Clean nozzle system ensures quick and easy change of nozzle.
- The X-TRA model features a built-in trolley for increased mobility.
- Can be used as a stationary machine with optional wall hook.

This powerful Nilfisk easily handles larger and frequent cleaning tasks.



TECHNICAL DATA

E 150.2-10 PH X-TRA EU

Pump pressure (bar/MPa)	Max 150/ max 15
Water flow Qmax/Qiec (l/h)	500/ 400
Max. inlet temperature (°C)	40
Rated power (kW)	2.1
Weight (kg)	19.8
Hose length (m)	10
Cable length (m)	5
Length x width x height (cm)	39.5 x 34.5 x 87.5
Voltage/phase/frequency/current (V~/HZ/A)	230 - 240 / 1~ / 50 / 10
STANDARD EQUIPMENT	
HOSE STEEL ARMED 10M FOR MODEL	128500656
FOAMSPRAYER WITH BOTTLE	128500077
CLEANING TOOL BLACK	6520844
G4 SPRAY HANDLE W.SOFT COATING	128500071
PATIO CLEANER	128500702
G4 NOZZLE TUBE SHORT	128500676
PR TORNADO RED2 LINES CLICK	128500657
POWER SPEED NOZZLE	128501153
ITEM NO.	128471202

E 160.1 – Excellent



The very powerful, long-life, low-noise high-pressure washer. With long hose range for larger cleaning tasks

- 160 bar, max pressure
- Sturdy build with aluminum pump and long-life induction motor
- Automatic start/ stop system
- 10m reinforced steelarmed hose and one-hand operated hose reel
- Telescopic handle with sturdy handle and aluminum tubes
- Rubber suspension ensures a lower noise when working
- Easy storage of gun, lance, nozzles and foam sprayer onboard
- Convenient storage of electric cable
- Click&Clean nozzle system ensures quick and easy change of nozzle.
- The X-TRA model features a built-in trolley for increased mobility.
- Can be used as stationary machine with optional wall hook

This very powerful Nilfisk easily handles larger and frequent cleaning tasks.



TECHNICAL DATA

E 160.1-10 PADH X-TRA EU

Pump pressure (bar/MPa)	Max 160/ max 16
Water flow Qmax/Qiec (l/h)	500 / 410
Max. inlet temperature (°C)	40
Rated power (kW)	2.3
Weight (kg)	20.6
Hose length (m)	10
Cable length (m)	5
Length x width x height (cm)	39.5 x 34.5 x 90
Voltage/phase/frequency/current (V~/HZ/A)	230 240 / 1~ /50 / 10.5
STANDARD EQUIPMENT	
G4 NOZZLE TUBE	128500669
HOSE STEEL ARMED 10M FOR MODEL	128500656
FOAMSPRAYER WITH BOTTLE	128500077
CLEANING TOOL BLACK	6520844
G5 SPRAY HANDLE	128500072
PATIO CLEANER	128500702
DRAIN AND TUBE 8M	128500461
PR TORNADO RED2 LINES CLICK	128500657
POWER SPEED NOZZLE	128501153
ROTARY BRUSH	126411395
ITEM NO.	128471198

P 180 – Premium



The semi-professional pressure washer for powerful outdoor cleaning

- 180 max pressure
- Metal pump with induction motor and alloy cylinder head for high durability.
- Handles all tasks on surfaces up to 60 m²/ hour.
- Excellent mobility on all types of surfaces with built-in trolley and large wheels.
- 10m superflex high-pressure hose.
- Convenient accessory storage in the machine.
- Easy storage of electric cable.
- Built-in detergent dosage-function and regulation.
- Long lance and telescopic handle supports good working positions.
- X-TRA model includes trolley and hose reel.

This sturdy and robust pressure washer satisfies all frequent and large cleaning tasks. It is built for durability with a long lasting induction motor and brass cylinder heads. It offers good ergonomics and a large range of operation with its 10m steel armed hose.



TECHNICAL DATA	PREMIUM 180-10 EU
Pump pressure (bar/MPa)	Max 180 / Max 18
Water flow Qmax/Qiec (l/h)	610 / 540
Max. inlet temperature (°C)	60
Rated power (kW)	2.9
Weight (kg)	26.8
Hose length (m)	10
Cable length (m)	5
Length x width x height (cm)	39 x 38 x 95.5
Voltage/phase/frequency/current (V~/Hz/A)	230 / 1~ / 50 / 12.6
FEATURES	
Trolley	•
Detergent tank	•
Hose reel	•
Cable storage	•
Pressure regulation	•
Superflex (steel armed) hose	•
Telescopic handle	•
STANDARD EQUIPMENT	
10M SUPERFLEX HOSE	128500082
G5 SPRAY LANCE	128500075
CLEANING TOOL BLACK	6520844
G5 SPRAY HANDLE	128500072
ITEM NO.	128471147

P 190 – Premium



The top-of-range high pressure washer for powerful outdoor cleaning

- 190 max pressure
- Metal pump with induction motor and brass cylinder head for high durability
- Handles all tasks on surfaces up to 60 m²/ hour
- Fully flexible pressure regulation
- Excellent mobility on all types of surfaces with built-in trolley and large wheels
- Convenient accessory storage and hose reel
- Easy storage of electric cable
- Built-in detergent dosage-function and regulation
- Long lance and telescopic handle supports good working positions
- 12 m steel armed high pressure hose enhances flexibility.

This top-of-line premium quality high-pressure washer satisfies all frequent and large cleaning tasks.



TECHNICAL DATA	PREMIUM 190-12 EU	PREMIUM 190-12 POWER EU	PREMIUM PLUS 190-15 EU
Pump pressure (bar/MPa)	Max 190 / Max 19	Max 190 / Max 19	Max 190 / Max 19
Water flow Q _{max} /Q _{iec} (l/h)	650 / 570	650 / 570	650 / 570
Max. inlet temperature (°C)	60	60	60
Rated power (kW)	3.3	3.3	3.3
Weight (kg)	30,2	30,2	29,9
Hose length (m)	12	12	15
Cable length (m)	5	5	5
Length x width x height (cm)	39 x 38 x 95.5	39 x 38 x 95.5	39 x 38 x 95.5
Voltage/phase/frequency/current (V~/Hz/A)	230 / 1~ / 50 / 12.6	230 / 1~ / 50 / 12.6	230 / 1~ / 50 / 12.6
FEATURES			
Trolley	•	•	•
Detergent tank	•	•	•
Hose reel	•	•	•
Cable storage	•	•	•
Pressure regulation	•	•	•
Superflex (steel armed) hose	•	•	•
Telescopic handle	•	•	•
STANDARD EQUIPMENT			
G5 SPRAY LANCE	128500075	128500075	128500075
CLEANING TOOL BLACK	6520844	6520844	6520844
G5 SPRAY HANDLE	128500072	128500072	128500072
NILFISK POWER PATIO		128500955	
HOSE SUPERFLEX 15M			128500084
ITEM NO.	128471153	128471149	128471150

P 200 – Premium



The top-of-range high pressure washer for powerful outdoor cleaning

- 200 bar max pressure
- Metal pump with induction motor and aluminium cylinder head for high durability
- Cleans surfaces up to 70 m²/ hour
- Fully flexible pressure regulation
- Excellent mobility on all types of surfaces with in-built trolley and large wheels
- Convenient accessory and hose reel storage plus easy storage of electric cable
- In-built detergent dosage function and regulation
- Long lance and telescopic handle
- 12m steel-armed high pressure hose enhances flexibility
- Large foam sprayer

Breeze through larger, tougher cleans with the Premium 200, the largest in the range and the most powerful. With an incredibly forceful 200 bar maximum pressure and 12m steel-armed hose, you're guaranteed professional-style results every time.



TECHNICAL DATA	PREMIUM 200-15 EU	PREMIUM 200-15 EU - GARDEN	PREMIUM 200-15 EU - CAR WASH
Pump pressure (bar/MPa)	Max 200 / Max 20	Max 200 / Max 20	Max 200 / Max 20
Water flow Q _{max} /Q _{iec} (l/h)	650 / 570	650 / 570	650 / 570
Max. inlet temperature (°C)	60	60	60
Rated power (kW)	3.3	3.3	3.3
Weight (kg)	30,2	30,2	30,2
Hose length (m)	15	15	15
Cable length (m)	5	5	5
Length x width x height (cm)	39 x 38 x 95.5	39 x 38 x 95.5	39 x 38 x 95.5
Voltage/phase/frequency/current (V~/Hz/A)	230 / 1~ / 50 / 14.5	230 / 1~ / 50 / 14.5	230 / 1~ / 50 / 14.5
FEATURES			
Trolley	•	•	•
Detergent tank	•	•	•
Hose reel	•	•	•
Cable storage	•	•	•
Pressure regulation	•	•	•
Superflex (steel armed) hose	•	•	•
Telescopic handle	•	•	•
STANDARD EQUIPMENT			
BIKE & AUTO NOZZLE WITH BAYONET			128501468
AUTO BRUSH WITH BAYONET			128501466
CLEANING TOOL BLACK	6520844	6520844	6520844
G5 SPRAY HANDLE	128500072	128500072	128500072
G5 SPRAY LANCE	128500075	128500075	128500075
PREMIUM ROUGH NOZZLE	128501202	128501202	128501202
PREMIUM GENTLE NOZZLE	128501203	128501203	128501203
HOSE SUPERFLEX 15M	128500084	128500084	128500084
NILFISK POWER PATIO		128500955	
SUPER FOAM SPRAYER W BAYONET	128501465	128501465	128501465
UNDER CARRIAGE NOZZLE WITH BAYONET			128501467
ITEM NO.	128471362	128471368	128471369

Accessories for Pressure washers



Hose and Connection

	C 100.7-5 - EU	C 110.7-5 EU	C 110.7-5-PC X-TRA EU	C 110.7-5 X-TRA EU	C 120.7-6 EU	C 120.7-6 PCAD EU	C 125.7-6 PCAD X-TRA EU	C 125.7-6 PC X-TRA EU	C 125.7-6 X-TRA EU	C 135.1-8 EU	C 135.1-8 HOME EU	C 135.1-8 PCAD EU	C 135.1-8 PC EU	C-PG 135.1-8 PAD X-TRA EU	C-PG 135.1-8 P X-TRA EU	C-PG 135.1-8 X-TRA EU	C 135.1-6 PAD X-TRA EU	C 135.1-8 PAD X-TRA EU	C 135.1-8 X-TRA EU	D-PG 140.4-9 X-TRA EU	D 140.4-9 DP X-TRA EU	D 140.4-9 X-TRA EU	E 150.2-10 PH X-TRA EU	E 145.4-9 PA X-TRA EU	E 145.4-9 POWER X-TRA EU	E 145.4-9 P X-TRA EU	E 145.4-9 X-TRA EU	E 160.1-10 PADH X-TRA EU	P 150.2-10 X-TRA EU	P 160.2-12 X-TRA EU	Item no.			
8M STANDARD HOSE										●	●	●	●							●	●												128500080	
10M SUPERFLEX HOSE																														●			128500082	
EXT. HOSE 7 M - QUICK COUPLING	○	○	○	○	○	○	○	○	○	○	○	○	○	○	○	○	○	○	○	○	○	○	○	○	○	○	○	○	○	○	○	○	106411346	
Extension Hose	○	○	○	○	○	○	○	○	○																								6410760	
EXTENSION HOSE STEEL ARMED 7 M	○	○	○	○	○	○	○	○	○																					○	○	○	6411048	
HOSE 5M	●	●	●	●																													126481137	
HOSE 6M					●	●	●	●	●								●																126481138	
NILFISK BA VALVE COMP. GARDENA	○	○	○	○	○	○	○	○	○	○	○	○	○	○	○	○	○	○	○	○	○	○	○	○	○	○	○	○	○	○	○	○	106411177	
HOSE TEXTILE SOFT 9M FOR MODEL																				●	●	●	●	●	●	●	●	●	●	●	●	●	128500654	
G1 GUN NILFISK	●	●	●	●	●	●	●	●	●																								128500908	
HOSE SOFT DN6 8M WITH THREAD														●	●	●																	128500857	
G4 NOZZLE TUBE																													●				128500669	
HOSE STEEL ARMED 10M FOR MODEL																													●				128500656	
Accessory																																		
G4 POWERGRIP SPRAY HANDLE														●	●	●					●												128500859	
G5 SPRAY LANCE																														●	●			128500075
FOAMSPRAYER WITH BOTTLE	●	●	●	●	●	●	●	●	●	●	●	●	●	●	●	●	●	●	●	●	●	●	●	●	●	●	●	●	●	●	●	●	128500077	
CLEANING TOOL BLACK	○	○	○	○	○	○	○	○	○	○	○	○	○	○	○	○	○	○	○	○	○	○	○	○	○	○	○	○	○	○	○	○	○	6520844
DRAIN AND TUBE CLEANER ALTO	○	○	○	○	○	○	○	○	○	○	○	○	○	○	○	○	○	○	○	○	○	○	○	○	○	○	○	○	○	○	○	○	○	6410766

● Standard accessories
 ○ Supplementary accessories
 □ Supplementary and mountable accessories

Accessories for Pressure washers



Accessory	C 100.7-5 - EU	C 110.7-5 EU	C 110.7-5 PC X-TRA EU	C 110.7-5 X-TRA EU	C 120.7-6 EU	C 120.7-6 PCAD EU	C 125.7-6 PCAD X-TRA EU	C 125.7-6 PC X-TRA EU	C 125.7-6 X-TRA EU	C 135.1-8 EU	C 135.1-8 HOME EU	C 135.1-8 PCAD EU	C 135.1-8 PC EU	C-PG 135.1-8 PAD X-TRA EU	C-PG 135.1-8 P X-TRA EU	C-PG 135.1-8 X-TRA EU	C 135.1-6 PAD X-TRA EU	C 135.1-8 PAD X-TRA EU	C 135.1-8 X-TRA EU	D-PG 140.4-9 X-TRA EU	D 140.4-9 DP X-TRA EU	D 140.4-9 X-TRA EU	E 150.2-10 PH X-TRA EU	E 145.4-9 PA X-TRA EU	E 145.4-9 POWER X-TRA EU	E 145.4-9 P X-TRA EU	E 145.4-9 X-TRA EU	E 160.1-10 PADH X-TRA EU	P 150.2-10 X-TRA EU	P 160.2-12 X-TRA EU	Item no.	
G2 C&C SPRAY LANCE	●	●	●	●	●	●	●	●	●																							128500073
G3 GUN WITH INTERMEDIATE TUBE										●	●	●	●				●	●	●													126481132
G3 LANCE										●	●	●	●	●	●	●	●	●	●	●	●	●	●	●	●	●	●	●	●	●	●	126481134
G4 SPRAY HANDLE W.SOFT COATING																					●	●	●	●	●	●	●	●	●	●	●	128500071
G5 SPRAY HANDLE																													●	●	●	128500072
INLET SUCTION HOSE 3M	○	○	○	○	○	○	○	○	○	○	○	○	○	○	○	○	○	○	○	○	○	○	○	○	○	○	○	○	○	○	○	128500673
MULTI ANGLE ADAPTER	○	○	○	○	○	○	○	○	○	○	○	○	○	○	○	○	○	○	○	○	○	○	○	○	○	○	○	○	○	○	○	6411138
Compact patio	○	○	●	○	○	●	●	●	○	○	●	●	●	○	○	○																128500700
Patio Cleaner	○	○	○	○	○	○	○	○	○	○	○	○	○	○	○	○	○	○	○	○	○	○	○	○	○	○	○	○	○	○	○	128500702
ROOF CLEANER	○	○	○	○	○	○	○	○	○	○	○	○	○	○	○	○	○	○	○	○	○	○	○	○	○	○	○	○	○	○	○	128470040
Under Chassis Spray Lance	○	○	○	○	○	○	○	○	○	○	○	○	○	○	○	○	○	○	○	○	○	○	○	○	○	○	○	○	○	○	○	6410763
VSB SET - GREEN	○	○	○	○	○	○	○	○	○	○	○	○	○	○	○	○	○	○	○	○	○	○	○	○	○	○	○	○	○	○	○	6410891
Water Sand Blaster																													○	○		6410758
WALL HOOK										○	○	○	○	○	○	○	○	○	○	○	○	○	○	○	○	○	○	○	○	○	○	106411386
Water Emptying Kit	○	○	○	○	○	○	○	○	○	○	○	○	○	○	○	○	○	○	○	○	○	○	○	○	○	○	○	○	○	○	○	126411387
DRAIN AND TUBE 8M	○	○	○	○	○	○	●	●	○	○	○	○	○	○	○	○	○	○	○	○	○	○	○	○	○	○	○	○	○	○	○	128500461
NILFISK POWER PATIO	○	○	○	○	○	○	○	○	○	○	○	○	○	○	○	○	○	○	○	○	○	○	○	○	○	○	○	○	○	○	○	128500955
NILFISK WATER FILTER	○	○	○	○	○	○	○	○	○	○	○	○	○	○	○	○	○	○	○	○	○	○	○	○	○	○	○	○	○	○	○	128500674
MULTI BRUSH	○	○	○	○	○	○	○	○	○	○	○	○	○	○	○	○	○	○	○	○	○	○	○	○	○	○	○	○	○	○	○	128470456

● Standard accessories
 ○ Supplementary accessories
 □ Supplementary and mountable accessories

Accessories for Pressure washers



Brush

ROTARY BRUSH

ROTARY BRUSH

WASHING BRUSH

FIXED BRUSH SHORT NILFISK SP

Accessory Kit

MULTI BRUSH KIT

O-RING KIT CONSUMER HPW

	C 100.7-5 - EU	C 110.7-5 EU	C 110.7-5 PC X-TRA EU	C 110.7-5 X-TRA EU	C 120.7-6 EU	C 120.7-6 PCAD EU	C 125.7-6 PCAD X-TRA EU	C 125.7-6 PC X-TRA EU	C 125.7-6 X-TRA EU	C 135.1-8 EU	C 135.1-8 HOME EU	C 135.1-8 PCAD EU	C 135.1-8 PC EU	C-PG 135.1-8 PAD X-TRA EU	C-PG 135.1-8 P X-TRA EU	C-PG 135.1-8 X-TRA EU	C 135.1-6 PAD X-TRA EU	C 135.1-8 PAD X-TRA EU	C 135.1-8 X-TRA EU	D-PG 140.4-9 X-TRA EU	D 140.4-9 DP X-TRA EU	D 140.4-9 X-TRA EU	E 150.2-10 PH X-TRA EU	E 145.4-9 PA X-TRA EU	E 145.4-9 POWER X-TRA EU	E 145.4-9 P X-TRA EU	E 145.4-9 X-TRA EU	E 160.1-10 PADH X-TRA EU	P 150.2-10 X-TRA EU	P 160.2-12 X-TRA EU		
ROTARY BRUSH	○	○	○	○	○	○	○	○	○	○	○	○	○	○	○	○	○	○	○	○	○	○	○	○	○	○	○	○	○	○	○	6410762
ROTARY BRUSH	○	○	○	○	○	○	○	○	○	○	○	○	○	○	○	○	○	○	○	○	○	○	○	●	○	○	○	○	○	○	○	126411395
WASHING BRUSH																													○	○	6410765	
FIXED BRUSH SHORT NILFISK SP	○	○	○	○	○	●	●	○	○	○	○	○	○	○	○	○	○	○	○	○	○	○	○	○	○	○	○	○	○	○	○	128500685
MULTI BRUSH KIT	○	○	○	○	○	○	○	○	○	○	○	○	○	○	○	○	○	○	○	○	○	○	○	○	○	○	○	○	○	○	○	128470459
O-RING KIT CONSUMER HPW	○	○	○	○	○	○	○	○	○	○	○	○	○	○	○	○	○	○	○	○	○	○	○	○	○	○	○	○	○	○	○	128500292

Item no.



- Standard accessories
- Supplementary accessories
- Supplementary and mountable accessories

Nilfisk Buddy II 12 – Wet & dry vacuum cleaners



- a good choice for Vacuum cleaner no 2

- 1200 watt motor will pick up any debris you want to get rid of.
- The Blow function provides you with another option for cleaning.
- Two big wheels at the back and two rotation wheels in front make the machine very stable and easy to move around.
- The standard wet filter protects the turbine and ensures a long lifetime.
- The built-in accessory holder provides storage for your accessories so that they are always at hand.
- Ergonomic grip ensures that the machine is in balance when you carry it around. The grip is shaped so that you can place the tube on top when having a break.

The Nilfisk Buddy II 12 is a small, lightweight, yet powerful helper for picking up Wet & Dry debris... for your home, car, workshop, hobbies and even for outside cleaning.



TECHNICAL DATA

NILFISK BUDDY II 12 EU

Cable length (m)	4
Weight (kg)	4.4
Vacuum tube diameter (mm)	36
Hose length (m)	1.9
Length x width x height (cm)	36 x 33 x 44
Vacuum (mbar/kPa)	200/20
Power Pmax (W)	1200
Power Picc (W)	1000
Mains connection (V~/Hz/A)	220-240/ 1~/ 50/60
Container volume (l-max)	12
Max. suction power (W)	250
Plug for electric tools (W)	No
Sound level lpa/lwa (dB(A))	87/74
FEATURES	
Compact design	•
Wet & dry performance	•
Suction control on hand tube	•
Storage of accessories	•
Blow function	•
STANDARD EQUIPMENT	
CREVICE NOZZLE D36X200	29541
FILTER KIT FOR BUDDY II	81943047
TUBE WITH PARKING CLIPS	31000862
WET & DRY NOZZLE KIT	81943049
ITEM NO.	18451119

Nilfisk Buddy II 18 – Wet & dry vacuum cleaners



18 liter wet and dry vacuum cleaner for private households

- The light weight makes it handy to work with.
- 18 liter version with robust Polypropylene container.
- 1200 watt motor will pick up any debris you want to get rid of.
- The Blow function provides you with another option for cleaning.
- Two big wheels at the back and two rotation wheels in front make the machine very stable and easy to move around.
- The standard wet filter protects your turbine for a long lifetime.
- The built in accessory holder provides storage for your accessories so they are always at hand.
- Ergonomic grip so you will have a balanced machine when you carry it around. The grip is shaped so you can place the tube on top when having a break.

The Nilfisk Buddy II Inox is a small, lightweight, yet powerful wet and dry vacuum cleaner... for your home, car, workshop and hobbies. This second generation of Nilfisk Buddy comes with a 18 liters polypropylene container making the machine very robust.



TECHNICAL DATA

NILFISK BUDDY II 18 EU

Cable length (m)	4
Weight (kg)	4.9
Vacuum tube diameter (mm)	36
Hose length (m)	1.9
Length x width x height (cm)	36 x 33 x 53
Vacuum (mbar/kPa)	200/20
Power Pmax (W)	1200
Power Pic (W)	1000
Mains connection (V~/Hz/A)	220-240/ 1~/ 50/60
Container volume (l-max)	18
Max. suction power (W)	250
Plug for electric tools (W)	No
Sound level lpa/lwa (dB(A))	87/74

FEATURES

Compact design	•
Wet & dry performance	•
Suction control on hand tube	•
Storage of accessories	•
Blow function	•

STANDARD EQUIPMENT

CREVICE NOZZLE D36X200	29541
FILTER KIT FOR BUDDY II	81943047
TUBE WITH PARKING CLIPS	31000862
WET & DRY NOZZLE KIT	81943049

ITEM NO.	18451124
-----------------	-----------------

Nilfisk Buddy II 18 Inox – Wet & dry vacuum cleaners



Perfect helper for picking up wet & dry debris

- The Nilfisk Buddy II 18 Inox is a robust machine built for rough cleaning.
- 1200 watt motor will pick up any debris you want to get rid of.
- The Blow function provides you with another option for cleaning.
- Two big wheels at the back and two rotation wheels in front make the machine very stable and easy to move around.
- The standard wet filter protects your turbine for a long lifetime.
- The built in accessory holder provides storage for your accessories so they are always at hand.
- Ergonomic grip so you will have a balanced machine when you carry it around. The grip is shaped so you can place the tube on top when having a break.

The Nilfisk Buddy II Inox is a small, lightweight, yet powerful wet and dry vacuum cleaner... for your home, car, workshop and hobbies.

This second generation of Nilfisk Buddy comes with a 18 liters stainless steel container making the machine very robust



TECHNICAL DATA

NILFISK BUDDY II 18 INOX EU

Cable length (m)	4
Weight (kg)	5.6
Vacuum tube diameter (mm)	36
Hose length (m)	1.9
Length x width x height (cm)	40 x 35 x 55
Dimensions (L x W x H) (mm)	400x350x550
Vacuum (mbar/kPa)	200/20
Power Pmax (W)	1200
Power Pic (W)	1000
Mains connection (V~/Hz/A)	220-240/ 1~/ 50/60
Container volume (l-max)	18
Max. suction power (W)	250
Plug for electric tools (W)	No
Sound level lpa/lwa (dB(A))	87/74
FEATURES	
Compact design	•
Wet & dry performance	•
Suction control on hand tube	•
Storage of accessories	•
Blow function	•
Steel container	•
STANDARD EQUIPMENT	
CREVICE NOZZLE D36X200	29541
FILTER KIT FOR BUDDY II	81943047
TUBE WITH PARKING CLIPS	31000862
WET & DRY NOZZLE KIT	81943049
ITEM NO.	18451129

Nilfisk Buddy II 18 T – Wet & dry vacuum cleaners



Lightweight and compact wet and dry vacuum cleaner with electrical outlet for power tool

- The Nilfisk Buddy II 18 T makes it handy working with power tools and removing dust and dirt in the same process.
- Attach your power cord to the machine and connect the suction hose to your power tool with the included power tool adapter.
- 1200 watt motor will pick up any debris you want to get rid of.
- The Blow function provides you with another option for cleaning - perfect for e.g. an inflatable boat
- Two big wheels at the back and two rotation wheels in front make the machine very stable and easy to move around.
- The standard wet filter protects your turbine for a long lifetime.
- The built in accessory holder provides storage for your accessories so they are always at hand.
- Ergonomic grip so you will have a balanced machine when you carry it around. The grip is shaped so you can place the tube on top when having a break.

The Nilfisk Buddy II is a powerful helper for picking up Wet & Dry debris... for your home, car, workshop and hobbies.

This second generation of household wet and dry vacuum cleaners come with an 18 liters container and is equipped with an electrical power outlet to connect your power tool.



TECHNICAL DATA

NILFISK BUDDY II 18 T EU

Cable length (m)	6
Weight (kg)	5.5
Vacuum tube diameter (mm)	36
Hose length (m)	4
Length x width x height (cm)	36 x 33 x 53
Dimensions (L x W x H) (mm)	360x330x530
Vacuum (mbar/kPa)	200/20
Power Pmax (W)	1200
Power Pic (W)	1000
Mains connection (V~/Hz/A)	220-240/ 1~/ 50/60
Container volume (l-max)	18
Max. suction power (W)	250
Plug for electric tools (W)	Yes - 1100
Sound level lpa/lwa (dB(A))	87/74

FEATURES

Compact design	•
Wet & dry performance	•
MultiFit accessory system	•
Suction control on hand tube	•
Storage of accessories	•
Blow function	•

STANDARD EQUIPMENT

CREVICE NOZZLE D36X200	29541
FILTER KIT FOR BUDDY II	81943047
TUBE WITH PARKING CLIPS	31000862
WET & DRY NOZZLE KIT	81943049

ITEM NO.

18451134

Multi II 22 – Wet & dry vacuum cleaners



- a versatile wet & dry vacuum cleaner in a compact design

- Filter clean indicator for continued high performance
- Sturdy build with a robust 1200 W engine for long life
- High suction power for efficient cleaning
- Blow function provides another option for cleaning
- 22 l container with good net filling capacity
- Polypropylene container for easy cleaning

The Multi II is a good companion to the "Do it yourself" person in any house. It is also a good second vacuum cleaner dedicated to dirt and debris inside as well as outside the house.



TECHNICAL DATA	NILFISK MULTI II 22 EU	NILFISK MULTI II 22 INOX EU
Vacuum (kPa)	200/20	200/20
Cable length (m)	5	5
Weight (kg)	7.85	9.20
Vacuum tube diameter (mm)	36	36
Hose length (m)	2.2	2.2
Length x width x height (cm)	40 x 36.5 x 56.4	42.6 x 37.4 x 59.9
Power Pmax (W)	1200	1200
Power Pic (W)	1130	1130
Mains connection (V~/Hz/A)	220-240/ 1~/ 50/60	220-240/ 1~/ 50/60
Container volume (l-max)	22	22
Max. suction power (W)	270	270
Plug for electric tools (W)	No	No
Sound level lpa/lwa (dB(A))	85/72	85/72
FEATURES		
Wet & dry performance	•	•
Push&Clean filter cleaning		•
Automatic On/Off-elec. tools		
Variable speed control		
Blow function	•	•
Steel container		•
Filter Clean Indicator	•	•
STANDARD EQUIPMENT		
CREVICE NOZZLE D36X200	29541	29541
FILTER KIT 1 PCS	107417194	107417194
TUBE WITH PARKING CLIPS	31000862	
SUCTION HOSE 2.5M 1 PCS	107417192	107417192
FLOOR NOZZLE D36 W/D 1 PCS	107417197	107417197
ITEM NO.	18451550	18451551

Multi II 30 T – Wet & dry vacuum cleaners



- a powerful and versatile wet & dry vacuum cleaner

- Filter clean indicator for continued performance
- Push&Clean, a semi-automatic filter cleaning function
- Sturdy build with a robust 1400 W engine for long life
- High suction power for efficient cleaning
- Blow function for optional cleaning
- 30 l container with good net filling capacity
- Polypropylene container for easy cleaning
- Variable Suction control and Inox container offered as a variant
- Soft start by attached powertool

The Multi II is a good companion to the Do it yourself person in any house. It is also a good second vacuum cleaner dedicated to dirt and debris inside as well as outside the house, car or the like.



TECHNICAL DATA	MULTI II 30 T INOX VSC EU	NILFISK MULTI II 30 T EU
Vacuum (kPa)	210/21	210/21
Cable length (m)	5	5
Weight (kg)	10.50	9.60
Vacuum tube diameter (mm)	36	36
Hose length (m)	4	4
Length x width x height (cm)	42.6 x 37.4 x 68.4	42.6 x 37.4 x 68.4
Power Pmax (W)	1400	1400
Power Piec (W)	1260	1260
Mains connection (V~/Hz/A)	220-240/ 1~/ 50/60	220-240/ 1~/ 50/60
Container volume (l-max)	30	30
Max. suction power (W)	292	292
Plug for electric tools (W)	Yes, 1100	Yes, 1100
Sound level lpa/lwa (dB(A))	87/74	87/74
FEATURES		
Softstart	•	•
Push&Clean filter cleaning	•	•
Automatic On/Off-elec. tools	•	•
Variable speed control	•	
Blow function	•	•
Steel container	•	
Filter Clean Indicator	•	•
STANDARD EQUIPMENT		
CREVICE NOZZLE D36X200	29541	29541
FILTER KIT 1 PCS	107417194	107417194
SUCTION HOSE 4M 1 PCS	107417193	107417193
FLOOR NOZZLE D36 W/D 1 PCS	107417197	107417197
ITEM NO.	18451553	18451552

Accessories for Vacuum cleaners



System 36 Brush/Universal Nozzle

SUCTION BRUSH D36 BLACK

UNIVERSAL NOZZLE D36X115



System 36 Vac Floor Nozzle

COMBI NOZZLE Ø36X260MM



FLOOR NOZZLE D36x300MM W/D KIT



SUCTION NOZZLE WATER Ø36 300MM



System 36 Crevice/Cone Nozzle

CREVICE NOZZLE D36X200



System 36 Tube

EXTENSION TUBE D36 2X500MM ALU



EXTENSION TUBE D36 2X515MM PLASTIC



TELESCOPIC TUBE Ø36X550-970 SS



Dust Bag and Filter

DUST BAG 4 PCS FOR BUDDY II



FILTER KIT FOR BUDDY II



DUST BAG FLEECE 22L/30L 4 PCS



FILTER KIT 1 PCS



Accessory

TUBE WITH PARKING CLIPS



Accessory Kit

BLOW NOZZLE KIT



WALL DRILL KIT



WET & DRY NOZZLE KIT



NIIFISK BUDDY II 12 EU

NIIFISK BUDDY II 18 EU

NIIFISK BUDDY II 18 INOX EU

NIIFISK BUDDY II 18 T EU

NIIFISK MULTI II 22 EU

NIIFISK MULTI II 22 INOX EU

MULTI II 30 T INOX VSC EU

NIIFISK MULTI II 30 T EU

Item no.

○

○

○

○

○

○

○

○

302002509

○

○

○

○

○

○

○

○

14295

○

○

○

○

○

○

○

○

302002365

○

○

○

○

○

○

○

○

107402706

○

○

○

○

○

○

○

○

63992

●

●

●

●

●

●

●

●

29541

○

○

○

○

○

○

○

○

107400032

○

○

○

○

○

○

○

○

40696

○

○

○

○

○

○

○

○

47109

○

○

○

○

○

○

○

○

81943048

●

●

●

●

○

○

○

○

81943047

○

○

○

○

○

○

○

○

107417195

○

○

○

○

●

●

●

●

107417194

●

●

●

●

○

○

○

○

31000862

○

○

○

○

○

○

○

○

107402483

○

○

○

○

○

○

○

○

107402478

●

●

●

●

○

○

○

○

81943049

● Standard accessories
○ Supplementary accessories
□ Supplementary and mountable accessories

Accessories for Vacuum cleaners



Accessory Kit

CONVENIENCE KIT-TOPBOX

PREMIUM CAR KIT-TOPBOX

Hose and Connection

SUCTION HOSE 2.5M 1 PCS

SUCTION HOSE 4M 1 PCS

Nozzle - Vacuum

FLOOR NOZZLE D36 WD 1 PCS

NILFISK BUDDY II 12 EU

NILFISK BUDDY II 18 EU

NILFISK BUDDY II 18 INOX EU

NILFISK BUDDY II 18 T EU

NILFISK MULTI II 22 EU

NILFISK MULTI II 22 INOX EU

MULTI II 30 T INOX VSC EU

NILFISK MULTI II 30 T EU

Item no.

○

○

○

○

○

○

○

○

107417191

○

○

○

○

○

○

○

○

107417190

○

○

○

○

●

●

○

○

107417192

○

○

○

○

○

○

●

●

107417193

○

○

○

○

●

●

●

●

107417197



Nilfisk Supreme All-in-1 150/250/LCD – Central vacuum cleaners



All-in-1 Central Vacuum Cleaners – clear air, low noise, high suction power

- Can be used with or without a bag
- Dust container with cyclone system
- Low working sound
- The built-in sack filter is self-cleaning through the movement when the central unit starts / stops
- The central unit is equipped with start stop function
- Built-in soft start system
- Soft grip on bend end for user convenience
- Manual hose kit (depending on model): The central unit starts with the hose is connected to wall inlet and stops when removed
- Wireless+ hose kit (depending on model) - Wireless operation of central unit: Start/stop at handle, regulation through 5-speed / suction power levels, LED display returns with information on a) Empty dust bag, b) Blocked airflow c) Other issues that needs service
- Deluxe wireless hose kit (depending on model) – wireless operation of central unit: Start/stop at handle, regulation through 5-speed / suction power levels, LCD info display with information on a) Empty dust bag, b) Blocked airflow c) Issues that needs service d) Overheat indicator symbols if the power has become overheated. E) Signal indicator. Flashes if the bend end is out of reach from the central unit f) Battery level of bend end.

Vacuum cleaning the easy way a central vacuum cleaner does just that. It is extremely quiet, odour free, lightweight and handy, turning a repetitive domestic chore into an agreeable easy-to-do job. With the central power unit (combined motor and dust container) stowed away on the loft, in the basement, or in some remote location where it bothers no one, it is out of the way, and the only thing you need to carry around when vacuuming is the hose itself. A clever precaution against asthma, eczema and other allergies as all dust pick up is directed out of the rooms through the sealed tubes.

The 'All-in-1' boxes from Nilfisk contain everything you need for installation of a central vacuum cleaner in old houses as in new-build.



TECHNICAL DATA

	NILFISK ALL-IN-1 SUPREME 150 DELUXE EU	NILFISK ALL-IN-1 SUPREME 150 MAN EU	NILFISK ALL-IN-1 SUPREME 150 WIRELESS+EU	NILFISK ALL-IN-1 SUPREME 150 WIRELESS+EU	NILFISK ALL-IN-1 SUPREME 250 DELUXE EU	NILFISK ALL-IN-1 SUPREME 250 MAN EU
Rated power (W)	1350	1350	1350	1350	1700	1700
Vacuum (kPa)	30	30	30	30	32	32
Weight (kg)	6,5	6,5	6,5	6,5	6,5	6,5
Container capacity (l)	25	25	25	25	25	25
Dust bag capacity (l)	20	20	20	20	20	20
Suction power motor (W)	650	650	650	650	712	712
Height (cm)	80	80	80	80	80	80
Sound level	66	66	66	66	66	66
Width with handle (cm)	37	37	37	37	37	37
Airflow (l/sec.) measured at central unit	57	57	57	57	58	58
Depth w./ bracket (cm)	40	40	40	40	40	40
Fuse circuit (A)	10	10	10	10	10	10
Maximum house size (m ²)	150	150	150	150	250	250
Longest pipe line (m)	30	30	30	30	50	50

FEATURES

Bag-full indicator	•		•	•	•	
Airflow sensor	•				•	
Filter Clean Indicator	•				•	
Speed indicator	•		•	•	•	
Handle w. wireless infocenter	•				•	
Wireless on/off on handle	•		•	•	•	
Wireless remote control	•		•	•	•	

STANDARD EQUIPMENT

BAG FILTER	140 8514 500	140 8514 500	140 8514 500	140 8514 500	140 8514 500	140 8514 500
DUST BAGS SMALL CV	107401158	107401158	107401158	107401158	107401158	107401158
NILFISK CV HOSEKIT DELUXE 9M EU 433MHZ	107405106				107405106	
NILFISK CV HOSEKIT MANUAL 9M		107405104				107405104
NILFISK CV HOSEKIT WIRELESS 9M EU 433MHZ			107405105			
NILFISK CV HOSEKIT WIRELESS 12M EU433MHZ				107405108		
NILFISK NEW TELESCOPIC TUBE	107408043	107408043	107408043	107408043	107408043	107408043
NILFISK NEW BRUSH NOZZLE	107408040	107408040	107408040	107408040	107408040	107408040
NILFISK NEW COMBI NOZZLE	107408042	107408042	107408042	107408042	107408042	107408042
CREVICE NOZZLE	107408039	107408039	107408039	107408039	107408039	107408039
NILFISK NEW UPHOLSTERY NOZZLE	107408041	107408041	107408041	107408041	107408041	107408041
3 INLET FITTINGS AND PIPES KIT	42000202	42000202	42000202	42000202	42000202	42000202
ITEM NO.	42000502	42000500	42000501	42000514	42000505	42000503

Nilfisk Supreme All-in-1 150/250/LCD – Central vacuum cleaners



All-in-1 Central Vacuum Cleaners – clear air, low noise, high suction power

- Can be used with or without a bag
- Dust container with cyclone system
- Low working sound
- The built-in sack filter is self-cleaning through the movement when the central unit starts / stops
- The central unit is equipped with start stop function
- Built-in soft start system
- Soft grip on bend end for user convenience
- Manual hose kit (depending on model): The central unit starts with the hose is connected to wall inlet and stops when removed
- Wireless+ hose kit (depending on model) - Wireless operation of central unit: Start/stop at handle, regulation through 5-speed / suction power levels, LED display returns with information on a) Empty dust bag, b) Blocked airflow c) Other issues that needs service
- Deluxe wireless hose kit (depending on model) – wireless operation of central unit: Start/stop at handle, regulation through 5-speed / suction power levels, LCD info display with information on a) Empty dust bag, b) Blocked airflow c) Issues that needs service d) Overheat indicator symbols if the power has become overheated. E) Signal indicator. Flashes if the bend end is out of reach from the central unit f) Battery level of bend end.

Vacuum cleaning the easy way a central vacuum cleaner does just that. It is extremely quiet, odour free, lightweight and handy, turning a repetitive domestic chore into an agreeable easy-to-do job. With the central power unit (combined motor and dust container) stowed away on the loft, in the basement, or in some remote location where it bothers no one, it is out of the way, and the only thing you need to carry around when vacuuming is the hose itself. A clever precaution against asthma, eczema and other allergies as all dust pick up is directed out of the rooms through the sealed tubes.

The 'All-in-1' boxes from Nilfisk contain everything you need for installation of a central vacuum cleaner in old houses as in new-build.



TECHNICAL DATA	NILFISK ALL-IN-1 SUPREME 250 WIRELESS+EU	NILFISK ALL-IN-1 SUPREME 250 WIRELESS+EU	NILFISK ALL-IN-1 SUPREME LCD DELUXE EU	NILFISK ALL-IN-1 SUPREME LCD DELUXE EU	NILFISK ALL-IN-1 SUPREME LCD WIRELESS+EU
Rated power (W)	1700	1700	1700	1700	1700
Vacuum (kPa)	32	32	33	33	33
Weight (kg)	6,5	6,5	6,5	6,5	6,5
Container capacity (l)	25	25	25	25	25
Dust bag capacity (l)	20	20	20	20	20
Suction power motor (W)	712	712	727	727	727
Height (cm)	80	80	80	80	80
Sound level	66	66	66	66	66
Width with handle (cm)	37	37	37	37	37
Airflow (l/sec.) measured at central unit	58	58	60	60	60
Depth w./ bracket (cm)	40	40	40	40	40
Fuse circuit (A)	10	10	10	10	10
Maximum house size (m ²)	250	250	500	500	500
Longest pipe line (m)	50	50	70	70	70
FEATURES					
Bag-full indicator	•	•	•	•	•
Airflow sensor			•	•	
Filter Clean Indicator			•	•	
Speed indicator	•	•	•	•	•
Handle w. wireless info center			•	•	
Wireless on/off on handle	•	•	•	•	•
Wireless remote control	•	•	•	•	•
STANDARD EQUIPMENT					
BAG FILTER	140 8514 500	140 8514 500	140 8514 500	140 8514 500	140 8514 500
DUST BAGS SMALL CV	107401158	107401158	107401158	107401158	107401158
NILFISK CV HOSEKIT DELUXE 9M EU 433MHZ			107405106		
NILFISK CV HOSEKIT DELUXE 12M EU 433MHZ				107405109	
NILFISK CV HOSEKIT WIRELESS 9M EU 433MHZ	107405105	107405105			107405105
NILFISK NEW TELESCOPIC TUBE	107408043	107408043	107408043	107408043	107408043
NILFISK NEW BRUSH NOZZLE	107408040	107408040	107408040	107408040	107408040
NILFISK NEW COMBI NOZZLE	107408042	107408042	107408042	107408042	107408042
CREVICE NOZZLE	107408039	107408039	107408039	107408039	107408039
NILFISK NEW UPHOLSTERY NOZZLE	107408041	107408041	107408041	107408041	107408041
3 INLET FITTINGS AND PIPES KIT	42000202	42000202	42000202	42000202	42000202
ITEM NO.	42000504	42000515	42000507	42000516	42000506

Nilfisk Supreme 100 – Central vacuum cleaners



For apartments and small houses up to 100 sqm

- Can be used with or without a bag
- Dust container with cyclone system
- Low working sound
- The central unit is equipped with start/stop function
- Build in soft start system
- The build in sack filter is self-cleaning through the movement when the central units starts / stops

Vacuum cleaning the easy way.

A central vacuum cleaner does just that. It is extremely quiet, odour free, lightweight and handy, turning a repetitive domestic chore into an agreeable easy-to-do job. With the central power unit (combined motor and dust container) stowed away on the loft, in the basement, or in some remote location where it bothers no one, it is out of the way, and the only thing you need to carry around when vacuuming is the hose itself.

A clever precaution against asthma, eczema and other allergies as all dust pick up is directed out of the rooms through the sealed tubes. If you need a machine that takes up little space, this is the one to choose. It offers you the performance needed in houses up to 100 sqm, or a pipe line of maximum 30 meters.



TECHNICAL DATA

NILFISK SUPREME 100 EU 50-60HZ 220-230V

Rated power (W)	1350
Vacuum (kPa)	30
Weight (kg)	5,5
Container capacity (l)	-
Dust bag capacity (l)	10
Suction power motor (W)	650
Height (cm)	42,7
Sound level	66
Width with handle (cm)	36
Airflow (l/sec.) measured at central unit	57
Depth w./ bracket (cm)	40
Fuse circuit (A)	10
Maximum house size (m ²)	100
Longest pipe line (m)	30

FEATURES

Softstart	•
Low working sound level	•
On/off on machine	•

STANDARD EQUIPMENT

BAG FILTER	140 8514 500
ITEM NO.	107404969

Nilfisk Supreme LCD – Central vacuum cleaners



Nilfisk Central Vacs. For houses up to 500 sqm.

- LCD info center on the machine, where information on: Indicator for dust bag / filter change, suction level, indicator for service needed, indicator for overheated product, indicator for reduced airflow, indicator for handle is out of reach
- Can be used with or without a bag
- Dust container with cyclone system
- Low working sound
- The central unit is equipped with start stop function
- Build in soft start system
- The build in sack filter is self-cleaning through the movement, when the central units starts / stops

Vacuum cleaning the easy way.

A central vacuum cleaner does just that. It is extremely quiet, odour free, lightweight and handy, turning a repetitive domestic chore into an agreeable easy-to-do job. With the central power unit (combined motor and dust container) stowed away on the loft, in the basement, or in some remote location where it bothers no one, it is out of the way, and the only thing you need to carry around when vacuuming is the hose itself.

A clever precaution against asthma, eczema and other allergies as all dust pick up is directed out of the rooms through the sealed tubes.

High performance in houses up to 500 sqm Nilfisk Supreme LCD is a central power unit with a LCD info center display, where information on status of the machine performance is displayed.



TECHNICAL DATA

NILFISK SUPREME LCD EU 50-60HZ 220-230V

Rated power (W)	1700
Vacuum (kPa)	30
Weight (kg)	6,5
Container capacity (l)	25
Dust bag capacity (l)	20
Suction power motor (W)	727
Height (cm)	80
Sound level	66
Width with handle (cm)	37
Airflow (l/sec.) measured at central unit	60
Depth w./ bracket (cm)	40
Fuse circuit (A)	10
Maximum house size (m ²)	500
Longest pipe line (m)	70
FEATURES	
Softstart	•
Low working sound level	•
Display on machine	•
On/off on machine	•
STANDARD EQUIPMENT	
BAG FILTER	140 8514 500
ITEM NO.	107404972

Nilfisk Supreme 250 – Central vacuum cleaners



Central Vacuum Cleaner for houses up to 250 sqm

- Can be used with or without a bag
- Dust container with cyclone system
- Low working sound
- The central unit is equipped with start/stop function
- Built in soft start system
- The built in sack filter is self-cleaning through the movement, when the central units starts / stops

Vacuum cleaning the easy way.

A central vacuum cleaner does just that. It is extremely quiet, odour free, lightweight and handy, turning a repetitive domestic chore into an agreeable easy-to-do job. With the central power unit (combined motor and dust container) stowed away on the loft, in the basement, or in some remote location where it bothers no one, it is out of the way, and the only thing you need to carry around, when vacuuming is the hose itself.

A clever precaution against asthma, eczema and other allergies as all dust pick up is directed out of the rooms through the sealed tubes.

The Supreme 250 central power unit gives you performance you need in a house up to 250 sqm or a pipe line of maximum 50 meters.



TECHNICAL DATA

NILFISK SUPREME 250 EU 50-60HZ 220-230V

Rated power (W)	1700
Vacuum (kPa)	30
Weight (kg)	6,5
Container capacity (l)	25
Dust bag capacity (l)	20
Suction power motor (W)	712
Height (cm)	80
Sound level	66
Width with handle (cm)	37
Airflow (l/sec.) measured at central unit	58
Depth w./ bracket (cm)	40
Fuse circuit (A)	10
Maximum house size (m ²)	250
Longest pipe line (m)	50

FEATURES

Softstart	•
Low working sound level	•
On/off on machine	•

STANDARD EQUIPMENT

BAG FILTER	140 8514 500
ITEM NO.	107404971

Nilfisk Supreme 150 – Central vacuum cleaners



Central Vacuum Cleaner for houses up to 150 sqm

- Can be used with or without a bag
- Dust container with cyclone system
- Low working sound
- The central unit is equipped with start/stop function
- Build in soft start system
- The build in sack filter is self-cleaning through the movement, when the central units starts / stops

Vacuum cleaning the easy way.

A central vacuum cleaner does just that. It is extremely quiet, odour free, lightweight and handy, turning a repetitive domestic chore into an agreeable easy-to-do job. With the central power unit (combined motor and dust container) stowed away on the loft, in the basement, or in some remote location where it bothers no one, it is out of the way, and the only thing you need to carry around, when vacuuming is the hose itself.

A clever precaution against asthma, eczema and other allergies as all dust pick up is directed out of the rooms through the sealed tubes. The Supreme 150 central power unit gives you performance you need in a house up to 150 sqm or a pipe line of maximum 30 meters.



TECHNICAL DATA

NILFISK SUPREME 150 EU 50-60HZ 220-230V

Rated power (W)	1350
Vacuum (kPa)	30
Weight (kg)	6,5
Container capacity (l)	25
Dust bag capacity (l)	20
Suction power motor (W)	641
Height (cm)	80
Sound level	66
Width with handle (cm)	37
Airflow (l/sec.) measured at central unit	57
Depth w./ bracket (cm)	40
Fuse circuit (A)	10
Maximum house size (m ²)	150
Longest pipe line (m)	30
FEATURES	
Cyclone system	•
Softstart	•
Low working sound level	•
Self-cleaning filter	•
Use with or without bag	•
On/off on machine	•
STANDARD EQUIPMENT	
BAG FILTER	140 8514 500
ITEM NO.	107404970

Accessories for Vacuum cleaners



Dust Bag and Filter

BAG FILTER

NILFISK ALL-IN-1 SUPREME 150 DELUXE EU	NILFISK ALL-IN-1 SUPREME 150 MAN EU	NILFISK ALL-IN-1 SUPREME 150 WIRELESS+EU	NILFISK ALL-IN-1 SUPREME 150 WIRELESS+EU	NILFISK ALL-IN-1 SUPREME 250 DELUXE EU	NILFISK ALL-IN-1 SUPREME 250 MAN EU	NILFISK ALL-IN-1 SUPREME 250 WIRELESS+EU	NILFISK ALL-IN-1 SUPREME 250 WIRELESS+EU	NILFISK ALL-IN-1 SUPREME LCD DELUXE EU	NILFISK ALL-IN-1 SUPREME LCD DELUXE EU	NILFISK ALL-IN-1 SUPREME LCD WIRELESS+EU	NILFISK SUPREME 100 EU 50-60HZ 220-230V	NILFISK SUPREME LCD EU 50-60HZ 220-230V	NILFISK SUPREME 250 EU 50-60HZ 220-230V	NILFISK SUPREME 150 EU 50-60HZ 220-230V
●	●	●	●	●	●	●	●	●	●	●	●	●	●	●

Item no.

140 8514 500

DUST BAGS SMALL CV



●	●	●	●	●	●	●	●	●	●	●	○	○	○	○
---	---	---	---	---	---	---	---	---	---	---	---	---	---	---

107401158

Hose and Connection

NILFISK CV HOSEKIT DELUXE 9M EU 433MHZ



●	○	○	○	●	○	○	○	○	●	○	○	○	○	○
---	---	---	---	---	---	---	---	---	---	---	---	---	---	---

107405106

NILFISK CV HOSEKIT DELUXE 12M EU 433MHZ



○	○	○	○	○	○	○	○	○	○	●	○	○	○	○
---	---	---	---	---	---	---	---	---	---	---	---	---	---	---

107405109

NILFISK CV HOSEKIT MANUAL 9M



○	●	○	○	○	●	○	○	○	○	○	○	○	○	○
---	---	---	---	---	---	---	---	---	---	---	---	---	---	---

107405104

NILFISK CV HOSEKIT MANUAL 12M



○	○	○	○	○	○	○	○	○	○	○	○	○	○	○
---	---	---	---	---	---	---	---	---	---	---	---	---	---	---

107405107

NILFISK CV HOSEKIT WIRELESS 9M EU 433MHZ



○	○	●	○	○	○	○	●	●	○	○	●	○	○	○
---	---	---	---	---	---	---	---	---	---	---	---	---	---	---

107405105

NILFISK CV HOSEKIT WIRELESS 12M EU 433MHZ



○	○	○	●	○	○	○	○	○	○	○	○	○	○	○
---	---	---	---	---	---	---	---	---	---	---	---	---	---	---

107405108

NILFISK NEW TELESCOPIC TUBE



●	●	●	●	●	●	●	●	●	●	●	○	○	○	○
---	---	---	---	---	---	---	---	---	---	---	---	---	---	---

107408043

Nozzle - Vacuum

NILFISK NEW BRUSH NOZZLE

●	●	●	●	●	●	●	●	●	●	●	○	○	○	○
---	---	---	---	---	---	---	---	---	---	---	---	---	---	---

107408040

NILFISK NEW COMBI NOZZLE



●	●	●	●	●	●	●	●	●	●	●	○	○	○	○
---	---	---	---	---	---	---	---	---	---	---	---	---	---	---

107408042

CREVICE NOZZLE



●	●	●	●	●	●	●	●	●	●	●	○	○	○	○
---	---	---	---	---	---	---	---	---	---	---	---	---	---	---

107408039

NILFISK NEW UPHOLSTERY NOZZLE



●	●	●	●	●	●	●	●	●	●	●	○	○	○	○
---	---	---	---	---	---	---	---	---	---	---	---	---	---	---

107408041

Accessory

ADAPTER FLOOR INLET



○	○	○	○	○	○	○	○	○	○	○	○	○	○	○
---	---	---	---	---	---	---	---	---	---	---	---	---	---	---

42000244

FLOOR INLET CHROME



○	○	○	○	○	○	○	○	○	○	○	○	○	○	○
---	---	---	---	---	---	---	---	---	---	---	---	---	---	---

42000243

Hose and Connection

HOSE FLEXIBLE 1 TO 6 M



○	○	○	○	○	○	○	○	○	○	○	○	○	○	○
---	---	---	---	---	---	---	---	---	---	---	---	---	---	---

42000122

Accessory

VACPAN ALU



○	○	○	○	○	○	○	○	○	○	○	○	○	○	○
---	---	---	---	---	---	---	---	---	---	---	---	---	---	---

42000237

● Standard accessories
○ Supplementary accessories
□ Supplementary and mountable accessories

Accessories for Vacuum cleaners



NILFISK ALL-IN-1 SUPREME 150 DELUXE EU	NILFISK ALL-IN-1 SUPREME 150 MAN EU	NILFISK ALL-IN-1 SUPREME 150 WIRELESS+EU	NILFISK ALL-IN-1 SUPREME 150 WIRELESS+EU	NILFISK ALL-IN-1 SUPREME 250 DELUXE EU	NILFISK ALL-IN-1 SUPREME 250 MAN EU	NILFISK ALL-IN-1 SUPREME 250 WIRELESS+EU	NILFISK ALL-IN-1 SUPREME 250 WIRELESS+EU	NILFISK ALL-IN-1 SUPREME LCD DELUXE EU	NILFISK ALL-IN-1 SUPREME LCD DELUXE EU	NILFISK ALL-IN-1 SUPREME LCD WIRELESS+EU	NILFISK SUPREME 100 EU 50-60HZ 220-230V	NILFISK SUPREME LCD EU 50-60HZ 220-230V	NILFISK SUPREME 250 EU 50-60HZ 220-230V	NILFISK SUPREME 150 EU 50-60HZ 220-230V
--	-------------------------------------	--	--	--	-------------------------------------	--	--	--	--	--	---	---	---	---

Item no.

Accessory



VACPAN ALU WITH BEND AND TEE IN BAG	<input type="radio"/>	<input type="radio"/>	<input type="radio"/>	<input type="radio"/>	<input type="radio"/>	<input type="radio"/>	<input type="radio"/>	<input type="radio"/>	<input type="radio"/>	<input type="radio"/>	<input type="radio"/>	<input type="radio"/>	<input type="radio"/>	<input type="radio"/>	42000238
VACPAN BLACK	<input type="radio"/>	<input type="radio"/>	<input type="radio"/>	<input type="radio"/>	<input type="radio"/>	<input type="radio"/>	<input type="radio"/>	<input type="radio"/>	<input type="radio"/>	<input type="radio"/>	<input type="radio"/>	<input type="radio"/>	<input type="radio"/>	<input type="radio"/>	42000235
VACPAN WHITE	<input type="radio"/>	<input type="radio"/>	<input type="radio"/>	<input type="radio"/>	<input type="radio"/>	<input type="radio"/>	<input type="radio"/>	<input type="radio"/>	<input type="radio"/>	<input type="radio"/>	<input type="radio"/>	<input type="radio"/>	<input type="radio"/>	<input type="radio"/>	42000233
VACPAN WHITE WITH BEND AND TEE IN BAG	<input type="radio"/>	<input type="radio"/>	<input type="radio"/>	<input type="radio"/>	<input type="radio"/>	<input type="radio"/>	<input type="radio"/>	<input type="radio"/>	<input type="radio"/>	<input type="radio"/>	<input type="radio"/>	<input type="radio"/>	<input type="radio"/>	<input type="radio"/>	42000234
VACSOC HOSECOVER	<input type="radio"/>	<input type="radio"/>	<input type="radio"/>	<input type="radio"/>	<input type="radio"/>	<input type="radio"/>	<input type="radio"/>	<input type="radio"/>	<input type="radio"/>	<input type="radio"/>	<input type="radio"/>	<input type="radio"/>	<input type="radio"/>	<input type="radio"/>	42000303

Accessory Kit



3 INLET FITTINGS AND PIPES KIT	<input checked="" type="radio"/>	<input checked="" type="radio"/>	<input checked="" type="radio"/>	<input checked="" type="radio"/>	<input checked="" type="radio"/>	<input checked="" type="radio"/>	<input checked="" type="radio"/>	<input checked="" type="radio"/>	<input checked="" type="radio"/>	<input checked="" type="radio"/>	<input type="radio"/>	<input type="radio"/>	<input type="radio"/>	<input type="radio"/>	42000202
1 INLET FITTINGS AND PIPES KIT	<input type="radio"/>	<input type="radio"/>	<input type="radio"/>	<input type="radio"/>	<input type="radio"/>	<input type="radio"/>	<input type="radio"/>	<input type="radio"/>	<input type="radio"/>	<input type="radio"/>	<input type="radio"/>	<input type="radio"/>	<input type="radio"/>	<input type="radio"/>	42000200
3 INLET FITTINGS KIT	<input type="radio"/>	<input type="radio"/>	<input type="radio"/>	<input type="radio"/>	<input type="radio"/>	<input type="radio"/>	<input type="radio"/>	<input type="radio"/>	<input type="radio"/>	<input type="radio"/>	<input type="radio"/>	<input type="radio"/>	<input type="radio"/>	<input type="radio"/>	42000205
INSTALLATION KIT FOR VACPAN	<input type="radio"/>	<input type="radio"/>	<input type="radio"/>	<input type="radio"/>	<input type="radio"/>	<input type="radio"/>	<input type="radio"/>	<input type="radio"/>	<input type="radio"/>	<input type="radio"/>	<input type="radio"/>	<input type="radio"/>	<input type="radio"/>	<input type="radio"/>	42000484

- Standard accessories
- Supplementary accessories
- Supplementary and mountable accessories



Benefits with real value

Equipment is an investment, and Nilfisk Service protects that investment by maintaining the durability and performance of your Nilfisk machine.

With Nilfisk Service, you can:

- Maximize uptime with proactive maintenance and timely repairs and restoration
- Protect equipment value with documented service and Nilfisk-certified spare parts
- Keep maintenance costs low and predictable

With the goal of sustaining efficient performance and productivity over an entire equipment lifecycle, Nilfisk Service helps ensure the viability of your cleaning operation.

Global reach, local presence

Nilfisk is a global industry leader, but we take pride in solving local challenges – including yours. We know how important it is to maximize uptime, and we're committed to helping you achieve your business targets, no matter the scale of your operation.

Nilfisk offers four Service Solutions, each with a unique offering.

		PRO	PLUS	PREMIUM	PREMIUM POWER
		Professional maintenance	Optimized productivity	Maximized uptime	Maximized coverage
MAINTENANCE	Annual maintenance visits	1-6	1-6	2-6	2-6
	Travel	•	•	•	•
	Labor – planned maintenance	•	•	•	•
REPAIRS	Response time	48H	48H	24H	24H
	Travel		•	•	•
	Labor – inspection & repair		•	•	•
PARTS	Spare parts		•	•	•
	Consumables			•	•
	Batteries & chargers				•
ADDITIONAL BENEFITS	Extended warranty	+1Y	+1Y	+1Y	+1Y
	Service reports	•	•	•	•
	Dedicated technician	•	•	•	•

The conditions and specifics of each element included in Nilfisk Service Solutions may be subject to local availability.

HEAD QUARTER

DENMARK
Nilfisk A/S
Tel.: (+45) 4323 8100
www.nilfisk.com

SALES COMPANIES

ARGENTINA
Nilfisk Argentina
Tel.: (+54) 11 6091 1576
www.nilfisk.com.ar

AUSTRALIA
Nilfisk Pty Ltd
Tel.: (+61) 2 98348100
www.nilfisk.com.au

AUSTRIA
Nilfisk GmbH
Tel.: (+43) 662 456 400 90
www.nilfisk.at

BELGIUM
Nilfisk n.v.-s.a.
Tel.: (+32) 24 67 60 50
www.nilfisk.be

BRAZIL
Nilfisk do Brasil
Tel.: (+11) 3959-0300 / 3945-4744
www.nilfisk.com.br

CANADA
Nilfisk Canada Company
Tel.: (+1) 800-668-8400
www.nilfisk.ca

CHILE
Nilfisk S.A. (Comercial KCS Ltda)
Tel.: (+56) 2684 5000
www.nilfisk.cl

CHINA
Nilfisk
Tel.: (+86) 21 3323 2000
www.nilfisk.cn

CZECH REPUBLIC
Nilfisk s.r.o.
Tel.: (+420) 244 090 912
www.nilfisk.cz

DENMARK
Nilfisk Danmark A/S
Tel.: 72 18 21 20
www.nilfisk.dk

FINLAND
Nilfisk Oy Ab
Tel.: (+358) 207 890 600
www.nilfisk.fi

FRANCE
Nilfisk SAS
Tel.: (+33) 169 59 87 00
www.nilfisk.fr

GERMANY
Nilfisk GmbH
Tel.: (+49) (0)7306/72-444
www.nilfisk.de

GREECE
Nilfisk A.E.
Tel.: (30) 210 9119 600
www.nilfisk.gr

HOLLAND
Nilfisk B.V.
Tel.: (+31) 036 5460760
www.nilfisk.nl
HONG KONG
Nilfisk Ltd.
Tel.: (+852) 2427 5951
www.nilfisk.com

HUNGARY
Nilfisk Kft.
Tel.: (+36) 24 475 550
www.nilfisk.hu

INDIA
Nilfisk India Limited
Tel.: (+91) 22 6118 8188
www.nilfisk.in

IRELAND
Nilfisk
Tel.: (+35) 3 12 94 38 38
www.nilfisk.ie

ITALY
Nilfisk SpA
Tel.: (+39) (0) 377 414021
www.nilfisk.it

JAPAN
Nilfisk Inc.
Tel.: (+81) 45548 2571
www.nilfisk.com

MALAYSIA
Nilfisk Sdn Bhd
Tel.: (60) 3603 627 43 120
www.nilfisk.com

MEXICO
Nilfisk de Mexico, S. de R.L. de C.V.
Tel.: (+52) (442) 427 77 00
www.nilfisk.com

NEW ZEALAND
Nilfisk Limited
Tel.: (+64) 9 414 1996
www.nilfisk.com

NORWAY
Nilfisk AS
Tel.: (+47) 22 75 17 80
www.nilfisk.no

PERU
Nilfisk S.A.C.
Tel.: (511) 435-6840
www.nilfisk.com

POLAND
Nilfisk Sp. Z.O.O.
Tel.: (+48) 22 738 3750
www.nilfisk.pl

PORTUGAL
Nilfisk Lda.
Tel.: (+351) 21 911 2670
www.nilfisk.pt

SINGAPORE
Den-Sin
Tel.: (+65) 6268 1006
www.densin.com

SLOVAKIA
Nilfisk s.r.o.
Tel.: (+421) 910 222 928
www.nilfisk.sk

SOUTH AFRICA
Nilfisk (Pty) Ltd
Tel.: (+27) 118014600
www.nilfisk.co.za

SOUTH KOREA
Nilfisk Korea
Tel.: (+ 82) 2 3474 4141
www.nilfisk.co.kr

SPAIN
Nilfisk S.A.
Tel.: (34) 93 741 2400
www.nilfisk.es

SWEDEN
Nilfisk AB
Tel.: (+46) 31 706 73 00
www.nilfisk.se

SWITZERLAND
Nilfisk AG
Tel.: (+41) 71 92 38 444
www.nilfisk.ch

TAIWAN
Nilfisk Ltd
Tel.: (+88) 6227 00 22 68
www.nilfisk.tw

THAILAND
Nilfisk Co. Ltd.
Tel.: (+66) 2275 5630
www.nilfisk.co.th

TURKEY
Nilfisk A.S.
Tel.: +90 216 466 94 94
www.nilfisk.com.tr

UNITED ARAB EMIRATES
Nilfisk Middle East Branch
Tel.: (+971) (0) 655-78813
www.nilfisk.com

UNITED KINGDOM
Nilfisk Ltd.
Tel.: (+44) (0) 1768 868995
www.nilfisk.co.uk

UNITED STATES
Nilfisk, Inc.
Tel.: (+1) 800-989-2235
www.nilfisk.com

VIETNAM
Nilfisk Vietnam
Tel.: (+84) 761 5642
www.nilfisk.com



Nilfisk A/S
Marmorvej 8 · 2100 CPH Ø · Denmark
Tel. +45 43 23 81 00 · mail.com@nilfisk.com
www.nilfisk.com

NILFISK